

TRENDI 2.0 | Guest Seating

Product Features:

- Standard Back/Mesh/Frame Combinations:
 - BB - Black Poly Back/Arms with Black Mesh and Black Fabric Seat and Black Metal Frame
 - BG - Black Poly Back/Arms with Grey Mesh and Grey Fabric Seat and Black Metal Frame
 - WG- White Poly Back/Arms with Grey Mesh and Grey Fabric Seat and Silver Metal Frame with chrome polished base
 - GG- Grey Poly Back/Arms with Grey Mesh and Grey Fabric Seat and Silver Metal Frame
- Order must include product model number and standard configuration code
- Upgraded Optional Fabric Seat Choices
- Upgraded Optional Mesh Back Choices
- Metal frame finish, mesh color, and seat fabric color must be specified if Different from Standard Configuration





Qualifies for OCI Seating KD Freight Program. Please refer to page 7 for more information.

Orders of six (6) chairs or more combined in one shipment are freight free anywhere in the continuous 48 states in the U.S. Five (5) chairs or less are subject to a \$95 freight surcharge.

For non KD products please refer to page 7 for OCI SEATING Freight Program.



- S - Silver Metal Frame
- B - Black Metal Frame
- M - Mesh Color, See Codes Below (Ex. M1)
- F - Fabric Color, See Codes Below (Ex. F3)

Model	Description	Standard Config.	QUICK SHIP	FABRIC / LEATHER GRADES									
				1 COM	2	3 COL	4	5	6	7	8	L2	
 TR-10 4-Leg with Glides Seat: 18 W x 18 D Back: 18.5 W x 18 H Seat Height: 17 22.25 W x 25 D x 35 H COM: .75 Ship Weight: 30 lbs.	-BB	705	770	815	855	890	925	965	1015	1065	NA		
	-BG	705	770	815	855	890	925	965	1015	1065	NA		
	-WG	770	835	880	920	955	990	1030	1080	1130	NA		
	-GG	770	835	880	920	955	990	1030	1080	1130	NA		
 TR-11 4-Leg with Casters Seat: 18 W x 18 D Back: 18.5 W x 18 H Seat Height: 17 22.25 W x 25 D x 35 H COM: .75 yds. Ship Weight: 30 lbs.	-BB	770	920	965	1005	1040	1075	1115	1165	1215	NA		
	-BG	770	920	965	1005	1040	1075	1115	1165	1215	NA		
	-WG	810	875	920	960	995	1030	1070	1120	1170	NA		
	-GG	810	875	920	960	995	1030	1070	1120	1170	NA		

Optional / Upgrades


-HF Casters

\$50 List


- Guest model orders that represent odd number quantities are subject to \$45 list per chair carton break fee.

- Chairs ship KD (2 units per carton) with Tools Required for Assembly

-Upgraded Optional Fabric Seat Choices - \$60 List (Add to Quick Ship cost)



-Upgraded Optional Mesh Back Choices - \$105 List



TRENDI 2.0 | Management Seating

Product Features:

- Standard Back/Mesh/Frame Combinations:
 - BB - Black Poly Back/Arms with Black Mesh and Black Fabric Seat and Black Metal Frame
 - BG - Black Poly Back/Arms with Grey Mesh and Grey Fabric Seat and Black Metal Frame
 - WG- White Poly Back/Arms with Grey Mesh and Grey Fabric Seat and Silver Metal Frame with chrome polished base
 - GG- Grey Poly Back/Arms with Grey Mesh and Grey Fabric Seat and Silver Metal Frame
- Order must include product model number and standard configuration code
- Upgraded Optional Fabric Seat Choices
- Upgraded Optional Mesh Back Choices
- Metal frame finish, mesh color, and seat fabric color must be specified if Different from Standard Configuration





Qualifies for OCI Seating KD Freight Program.
Please refer to page 7 for more information.



Orders of six (6) chairs or more combined in one shipment are freight free anywhere in the continuous 48 states in the U.S. Five (5) chairs or less are subject to a \$95 freight surcharge.

For non KD products please refer to page 7 for OCI SEATING Freight Program.

- S - Silver Metal Frame
- B - Black Metal Frame
- M - Mesh Color, See Codes Below (Ex. M1)
- F - Fabric Color, See Codes Below (Ex. F3)


Model	Description	Standard Config.	QUICK SHIP	FABRIC / LEATHER GRADES								L2	
				1 COM	2	3 COL	4	5	6	7	8		
 TR-40	Seat: 18.5 W x 18 Back: 18.5 W x 18 H Seat Height: 16 - 21 25.25 W x 25 D x 35 - 39.5 H COM: .75 yds. Ship Weight: 31 lbs.	 -BB	785	850	895	935	970	1005	1045	1095	1145	NA	
			-BG	785	850	895	935	970	1005	1045	1095	1145	NA
			-WG	875	940	985	1025	1060	1095	1135	1185	1235	NA
			-GG	875	940	985	1025	1060	1095	1135	1185	1235	NA
 TR-40-SK	Seat: 18.5 W x 18 D Back: 18.5 W x 18 H Seat Height: 21.5 - 28.75 25.25 W x 25 D x 40.5 - 47.75 H COM: .75 yds. Ship Weight: 34 lbs.	 -BB	1040	1105	1150	1190	1225	1260	1300	1350	1400	NA	
			-BG	1040	1105	1150	1190	1225	1260	1300	1350	1400	NA
			-WG	1130	1195	1240	1280	1315	1350	1390	1440	1490	NA
			-GG	1130	1195	1240	1280	1315	1350	1390	1440	1490	NA

Optional / Upgrades


- HF Casters
- TCB Trendi chrome base

\$50 List
\$200 List

-Upgraded Optional Fabric Seat Choices - \$60 List (Add to Quick Ship cost)



-Upgraded Optional Mesh Back Choices - \$105 List



TRENDI 2.0 | Guest Stool Seating



Product Features:

- Standard Back/Mesh/Frame Combinations:
 - BB - Black Poly Back/Arms with Black Mesh and Black Fabric Seat and Black Metal Frame
 - BG - Black Poly Back/Arms with Grey Mesh and Grey Fabric Seat and Black Metal Frame
 - WG- White Poly Back/Arms with Grey Mesh and Grey Fabric Seat and Silver Metal Frame with chrome polished base
 - GG- Grey Poly Back/Arms with Grey Mesh and Grey Fabric Seat and Silver Metal Frame
- Order must include product model number and standard configuration code
- Upgraded Optional Fabric Seat Choices
- Upgraded Optional Mesh Back Choices
- Metal frame finish, mesh color, and seat fabric color must be specified if Different from Standard Configuration

For non KD products please refer to page 7 for OCI SEATING Freight Program.




- S - Silver Metal Frame
- B - Black Metal Frame
- M - Mesh Color, See Codes Below (Ex. M1)
- F - Fabric Color, See Codes Below (Ex. F3)

Model	Description	Standard Config.	QUICK SHIP	FABRIC / LEATHER GRADES									L2
				1 COM	2	3 COL	4	5	6	7	8		
 TR-26	4-Leg 26" Stool with Glides Seat: 18 W x 18 D Back: 18.5 W x 18 H Seat Height: 26 22.25 W x 25 D x 42 H COM: .75 yds. Ship Weight: 28 lbs.	-BB	915	980	1025	1065	1100	1135	1175	1225	1275	NA	
		-BG	915	980	1025	1065	1100	1135	1175	1225	1275	NA	
		-WG	980	1045	1090	1130	1165	1200	1240	1290	1340	NA	
		-GG	980	1045	1090	1130	1165	1200	1240	1290	1340	NA	
 TR-30	4-Leg 30" Stool with Glides Seat: 18.25 W x 18.25 D Back: 18.5 W x 18 H Seat Height: 30 22.25 W x 25 D x 46 H COM: .75 yds. Ship Weight: 29 lbs.	-BB	935	1000	1045	1085	1120	1155	1195	1245	1295	NA	
		-BG	935	1000	1045	1085	1120	1155	1195	1245	1295	NA	
		-WG	1000	1065	1110	1150	1185	1220	1260	1310	1360	NA	
		-GG	1000	1065	1110	1150	1185	1220	1260	1310	1360	NA	

Optional / Upgrades

- Stool model orders that represent odd number quantities are subject to \$65 list per chair carton break fee

-Upgraded Optional Fabric Seat Choices - \$60 List (Add to Quick Ship cost)



-Upgraded Optional Mesh Back Choices - \$105 List

