

# TUX LITE | Reception Seating

## Product Features:

- Engineered Solid Alder Hardwood Frames
- Fixed Seat Cushion With Steel Sinuous Spring Suspension
- High Resilient Long Lasting Polyfoam
- Standard Brushed Silver Legs
- Wood Legs in 18 Finishes Optional
- Chrome Sled Base Optional
- Tablet Arm Option Available with Side Stow
- 300 LB Test Rating


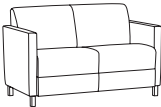
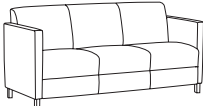
## OCI Seating Finishes:

Mahogany, Summit Cherry, Dark Cherry, Clear Maple, Pacific Cherry, OFS Cherry, Summit Maple, OCI Jade, OCI Espresso, Walnut, Cognac, OCI Light Cherry, Black Lacquer, CI Honey, CI Cherry, OCI Café, Slate Grey & Smoke Grey

Optional Power Unit consists of 1 power module, 1 USB & 1 USB-C port. Six foot power cord is standard. Silver flush mounted cover plate. Units will be located on right front as seated unless otherwise specified.



Refer to page 7 for OCI SEATING Freight Program.

Model	Description	FABRIC / LEATHER GRADES									
		1 COM	2	3 COL	4	5	6	7	8	L1	L2
710 	Club Chair 28.5 W x 30 D x 34.25 H Seat: 22.25 W x 20.75 D Seat Height: 18.5 Arm Height: 26.75 COM: 4 yds. Carton: 24 Cu. Ft. Ship Weight: 68 lbs.	1860	2070	2175	2280	2440	2590	2700	2860	NA	3150
712 	Love Seat 55 W x 30 D x 34.25 H Seat: 47.75 W x 20.75 D Seat Height: 18.5 Arm Height: 26.75 COM: 5.5 yds. Carton: 43 Cu. Ft. Ship Weight: 106 lbs.	3260	3525	3655	3815	3995	4205	4365	4520	NA	5045
713 	Sofa 72.75 W x 30 D x 34.25 H Seat: 65.75 W x 20.75 D Seat Height: 18.5 Arm Height: 26.75 COM: 7 yds. Carton: 97 Cu. Ft. Ship Weight: 125 lbs.	4120	4410	4595	4850	5080	5375	5695	5935	NA	6510

## Optional / Upgrades

- Solid Wood Tablet Arm with Side Stow
- Wood Leg Option
- Power Unit

\$650 List  
\$200 List  
\$495 List

- When combining different grade fabric, use the higher grade.
- When combining fabric of the same grade, Two Tone \$95 List.
- Custom wood finishes upon request - add \$275 Net per color.