

# TRENDI 2.0 | Task Seating

**Product Features:**

- Standard Back/Mesh/Frame Combinations:
- BB - Black Poly Back/Arms with Black Mesh and Black Fabric Seat with Black Poly Base
- GG- Grey Poly Back/Arms with Grey Mesh and Grey Fabric Seat with Grey Poly Base
- Upgraded Optional Fabric Seat Choices
- Upgraded Optional Mesh Back Choices
- Advanced Synchro Tilt Mechanism
- 3 Way Adjustable Up/Down with Sliding Pad forward/back, Left or Right
- Seat Slider and Side Tension Adjustment
- 300 lb. Test Rating
- Mechanism functions on page 90





Qualifies for OCI Seating KD Freight Program.

Please refer to page 7 for more information.

Orders of six (6) chairs or more combined in one shipment are freight free anywhere in the continuous 48 states in the U.S. Five (5) chairs or less are subject to a \$95 freight surcharge.

For non KD products please refer to page 7 for OCI SEATING Freight Program.




Model	Description	Standard Config.	QUICK SHIP	FABRIC / LEATHER GRADES									L2
				1 COM	2	3 COL	4	5	6	7	8		
TR-638-2.0 	Seat: 19.5 W x 18.5 D Back: 18.25 W x 22.5 H Seat Height: 18.5 - 21.5 39.5 - 42.75 OV H x 26.5 OV W COM: .75 yds. Ship Weight: 42 lbs.	-BB 	990	1055	1100	1140	1175	1210	1250	1300	1350	NA	
		-GG	1030	1095	1140	1180	1215	1250	1290	1340	1390	NA	


**Optional / Upgrades**

- HF Casters \$50 List
- Poly C-Arm (PCA) \$225 List
- TCB Trendi Chrome Base \$200 List

**-Upgraded Optional Fabric Seat Choices - \$60 List (Add to Quick Ship cost)**



**-Upgraded Optional Mesh Back Choices - \$105 List**



- Chairs ship KD (1 unit per carton) with Tools Required for Assembly

Refer to terms and conditions for general information regarding fabrics, finishes, warranty, freight, complete condition of sales and more.

Effective Date: 06/01/2026 | ociseating.com

# TRENDI 2.0 | Guest Seating

## Product Features:

- Standard Back/Mesh/Frame Combinations:
  - BB - Black Poly Back/Arms with Black Mesh and Black Fabric Seat and Black Metal Frame
  - BG - Black Poly Back/Arms with Grey Mesh and Grey Fabric Seat and Black Metal Frame
  - WG- White Poly Back/Arms with Grey Mesh and Grey Fabric Seat and Silver Metal Frame with chrome polished base
  - GG- Grey Poly Back/Arms with Grey Mesh and Grey Fabric Seat and Silver Metal Frame
- Order must include product model number and standard configuration code
- Upgraded Optional Fabric Seat Choices
- Upgraded Optional Mesh Back Choices
- Metal frame finish, mesh color, and seat fabric color must be specified if Different from Standard Configuration







Qualifies for OCI Seating KD Freight Program. Please refer to page 7 for more information.

Orders of six (6) chairs or more combined in one shipment are freight free anywhere in the continuous 48 states in the U.S. Five (5) chairs or less are subject to a \$95 freight surcharge.

For non KD products please refer to page 7 for OCI SEATING Freight Program.



- S - Silver Metal Frame
- B - Black Metal Frame
- M - Mesh Color, See Codes Below (Ex. M1)
- F - Fabric Color, See Codes Below (Ex. F3)

Model	Description	Standard Config.	QUICK SHIP	FABRIC / LEATHER GRADES									
				1 COM	2	3 COL	4	5	6	7	8	L2	
 TR-10 4-Leg with Glides Seat: 18 W x 18 D Back: 18.5 W x 18 H Seat Height: 17 22.25 W x 25 D x 35 H COM: .75 Ship Weight: 30 lbs.	 -BB	685	750	795	835	870	905	945	995	1045	NA		
	-BG	685	750	795	835	870	905	945	995	1045	NA		
	-WG	750	815	860	900	935	970	1010	1060	1110	NA		
	-GG	750	815	860	900	935	970	1010	1060	1110	NA		
 TR-11 4-Leg with Casters Seat: 18 W x 18 D Back: 18.5 W x 18 H Seat Height: 17 22.25 W x 25 D x 35 H COM: .75 yds. Ship Weight: 30 lbs.	 -BB	750	815	860	900	935	970	1010	1060	1110	NA		
	-BG	750	815	860	900	935	970	1010	1060	1110	NA		
	-WG	790	855	900	940	975	1010	1050	1100	1150	NA		
	-GG	790	855	900	940	975	1010	1050	1100	1150	NA		

## Optional / Upgrades


-HF Casters

\$50 List


- Guest model orders that represent odd number quantities are subject to \$45 list per chair carton break fee.

- Chairs ship KD (2 units per carton) with Tools Required for Assembly

-Upgraded Optional Fabric Seat Choices - \$60 List (Add to Quick Ship cost)



-Upgraded Optional Mesh Back Choices - \$105 List



# TRENDI 2.0 | Management Seating

**Product Features:**





- Standard Back/Mesh/Frame Combinations:
  - BB - Black Poly Back/Arms with Black Mesh and Black Fabric Seat and Black Metal Frame
  - BG - Black Poly Back/Arms with Grey Mesh and Grey Fabric Seat and Black Metal Frame
  - WG- White Poly Back/Arms with Grey Mesh and Grey Fabric Seat and Silver Metal Frame with chrome polished base
  - GG- Grey Poly Back/Arms with Grey Mesh and Grey Fabric Seat and Silver Metal Frame
- Order must include product model number and standard configuration code
- Upgraded Optional Fabric Seat Choices
- Upgraded Optional Mesh Back Choices
- Metal frame finish, mesh color, and seat fabric color must be specified if Different from Standard Configuration

Qualifies for OCI Seating KD Freight Program. Please refer to page 7 for more information.  
 Orders of six (6) chairs or more combined in one shipment are freight free anywhere in the continuous 48 states in the U.S. Five (5) chairs or less are subject to a \$95 freight surcharge.



For non KD products please refer to page 7 for OCI SEATING Freight Program.


- S - Silver Metal Frame
- B - Black Metal Frame
- M - Mesh Color, See Codes Below (Ex. M1)
- F - Fabric Color, See Codes Below (Ex. F3)

Model	Description	Standard Config.	QUICK SHIP	FABRIC / LEATHER GRADES								L2	
				1 COM	2	3 COL	4	5	6	7	8		
 TR-40	Seat: 18.5 W x 18 Back: 18.5 W x 18 H Seat Height: 16 - 21 25.25 W x 25 D x 35 - 39.5 H COM: .75 yds. Ship Weight: 31 lbs.	 -BB	765	830	875	915	950	985	1025	1075	1125	NA	
			-BG	765	830	875	915	950	985	1025	1075	1125	NA
			-WG	855	920	965	1005	1040	1075	1115	1165	1215	NA
			-GG	855	920	965	1005	1040	1075	1115	1165	1215	NA
 TR-40-SK	Seat: 18.5 W x 18 D Back: 18.5 W x 18 H Seat Height: 21.5 - 28.75 25.25 W x 25 D x 40.5 - 47.75 H COM: .75 yds. Ship Weight: 34 lbs.	 -BB	1015	1080	1125	1165	1200	1235	1275	1325	1375	NA	
			-BG	1015	1080	1125	1165	1200	1235	1275	1325	1375	NA
			-WG	1100	1165	1210	1250	1285	1320	1360	1410	1460	NA
			-GG	1100	1165	1210	1250	1285	1320	1360	1410	1460	NA


**Optional / Upgrades**

- HF Casters \$50 List
- TCB Trendi chrome base \$200 List

**-Upgraded Optional Fabric Seat Choices - \$60 List (Add to Quick Ship cost)**



**-Upgraded Optional Mesh Back Choices - \$105 List**



# TRENDI 2.0 | Guest Stool Seating



## Product Features:

- Standard Back/Mesh/Frame Combinations:
  - BB - Black Poly Back/Arms with Black Mesh and Black Fabric Seat and Black Metal Frame
  - BG - Black Poly Back/Arms with Grey Mesh and Grey Fabric Seat and Black Metal Frame
  - WG- White Poly Back/Arms with Grey Mesh and Grey Fabric Seat and Silver Metal Frame with chrome polished base
  - GG- Grey Poly Back/Arms with Grey Mesh and Grey Fabric Seat and Silver Metal Frame
- Order must include product model number and standard configuration code
- Upgraded Optional Fabric Seat Choices
- Upgraded Optional Mesh Back Choices
- Metal frame finish, mesh color, and seat fabric color must be specified if Different from Standard Configuration

For non KD products please refer to page 7 for OCI SEATING Freight Program.




- S - Silver Metal Frame
- B - Black Metal Frame
- M - Mesh Color, See Codes Below (Ex. M1)
- F - Fabric Color, See Codes Below (Ex. F3)

Model	Description	Standard Config.	QUICK SHIP	FABRIC / LEATHER GRADES									L2
				1 COM	2	3 COL	4	5	6	7	8		
 TR-26	4-Leg 26" Stool with Glides Seat: 18 W x 18 D Back: 18.5 W x 18 H Seat Height: 26 22.25 W x 25 D x 42 H COM: .75 yds. Ship Weight: 28 lbs.	-BB	895	960	1005	1045	1080	1115	1155	1205	1255	NA	
		-BG	895	960	1005	1045	1080	1115	1155	1205	1255	NA	
		-WG	955	1020	1065	1105	1140	1175	1215	1265	1315	NA	
		-GG	955	1020	1065	1105	1140	1175	1215	1265	1315	NA	
 TR-30	4-Leg 30" Stool with Glides Seat: 18.25 W x 18.25 D Back: 18.5 W x 18 H Seat Height: 30 22.25 W x 25 D x 46 H COM: .75 yds. Ship Weight: 29 lbs.	-BB	910	975	1020	1060	1095	1130	1170	1220	1270	NA	
		-BG	910	975	1020	1060	1095	1130	1170	1220	1270	NA	
		-WG	975	1040	1085	1125	1160	1195	1235	1285	1335	NA	
		-GG	975	1040	1085	1125	1160	1195	1235	1285	1335	NA	

## Optional / Upgrades

- Stool model orders that represent odd number quantities are subject to \$65 list per chair carton break fee

### -Upgraded Optional Fabric Seat Choices - \$60 List (Add to Quick Ship cost)



### -Upgraded Optional Mesh Back Choices - \$105 List

