







Mylina | Guest & Lounge Seating

Ordering Requirements:

- Model Number
- Frame Finish
- Fabric Choice



Refer to page 7 for OCI SEATING Freight Program.

Model	Description	FABRIC GRADES									
		1 COM	2	3 COL	4	5	6	7	8	L2	
641M 	Lounge, Metal Sled Base 26 W x 25.5 D x 30 H Seat: 23 W x 18.5 D Seat Height: 19.25 COM: 2.25 yds. Ship Weight: 20 lbs.	1590	1690	1795	1895	1950	2000	2085	2180	3210	
642M 	Lounge, Metal Swivel Base with Auto Return 26 W x 25.5 D x 30 H Seat: 23 W x 18.5 D Seat Height: 18.5 COM: 2.25 yds. Ship Weight: 22 lbs.	1745	1845	1950	2045	2105	2155	2240	2335	3365	
643M 	Lounge, Metal Swivel Tilt Base with Auto Return 26 W x 25.5 D x 30 H Seat: 23 W x 18.5 D Seat Height: 18.5 COM: 2.25 yds. Ship Weight: 22 lbs.	1765	1865	1970	2070	2125	2175	2260	2355	3385	
651M 	Guest, Metal Sled Base 24 W x 25.5 D x 30 H Seat: 21 W x 18.5 D Seat Height: 19.25 COM: 2.25 yds. Ship Weight: 22 lbs.	1340	1410	1495	1545	1650	1730	1780	1855	2745	
652M 	Guest, Metal Swivel Base with Auto Return 24 W x 25.5 D x 30 H Seat: 21 W x 18.5 D Seat Height: 18.5 COM: 2.25 yds. Ship Weight: 22 lbs.	1495	1565	1650	1700	1805	1880	1935	2010	2900	
653M 	Guest, Metal Swivel Tilt Base with Auto Return 24 W x 25.5 D x 30 H Seat: 21 W x 18.5 D Seat Height: 18.5 COM: 2.25 yds. Ship Weight: 22 lbs.	1515	1585	1670	1725	1825	1905	1955	2030	2925	



Mylina | Stool Seating

Ordering Requirements:

- Model Number
- Frame Finish
- Fabric Choice



Refer to page 7 for OCI SEATING Freight Program.

Model	Description	FABRIC GRADES								
		1 COM	2	3 COL	4	5	6	7	8	L2
 660M	Stool 30", Metal Sled Base 19 W x 20.5 D x 37 H Seat: 15.5 W x 14 D Seat Height: 30 COM: 1 yd. Ship Weight: 14 lbs.	1315	1350	1410	1465	1515	1555	1595	1625	2450
 665M	Stool 25", Metal Sled Base 19 W x 20.5 D x 32 H Seat: 15.5 W x 14 D Seat Height: 25 COM: 1 yd. Ship Weight: 16 lbs.	1265	1300	1355	1415	1465	1500	1540	1575	2395

Optional / Upgrades

Standard Metal Frame Finish:

-C - Chrome

- When combining different grade fabric, use the higher grade.
- When combining fabric of the same grade, Two Tone \$95 List.

Optional Wire Metal Sled Frame Finishes:

-S - Silver

\$100 List

-B - Black

\$100 List