







CONNECT Guest Seating | Black or Silver Frame

Product Features:

- Black frame with black arms standard
- Silver frame optional - add SLV after model - for example: C-14-SLV (no charge)
- Stacks 4 high
- 300 lb. Test Rating



Refer to page 7 for OCI SEATING Freight Program.

Model	Description	FABRIC / LEATHER GRADES								L2
		1 COM	2	3 COL	4	5	6	7	8	
C-14-NA 	Armless Leg Chair Seat: 20 W x 19 D Back: 19 W x 16 H Seat Height: 18.5 33.25 OV H x 22 OV W COM: 1.5 yds. Ship Weight: 26 lbs.	660	720	785	845	880	920	970	1020	NA
C-14-NA-C 	Armless Leg Chair with Casters Seat: 20 W x 19 D Back: 19 W x 16 H Seat Height: 18.5 33.25 OV H x 22 OV W COM: 1.5 yds. Ship Weight: 26 lbs.	700	760	825	885	920	960	1010	1060	NA
C-14 	4 Leg Guest Seat: 20 W x 19 D Back: 19 W x 16 H Seat Height: 18.5 33.25 OV H x 25 OV W COM: 1.5 yds. Ship Weight: 26 lbs.	725	785	850	910	945	985	1035	1085	NA
C-14-C 	4 Leg Guest with Casters Seat: 20 W x 19 D Back: 19 W x 16 H Seat Height: 18.5 33.25 OV H x 25 OV W COM: 1.5 yds. Ship Weight: 26 lbs.	760	820	885	945	980	1020	1070	1120	NA
C-14-NA Stool 	No Arms Seat: 20 W x 19 D Back: 19 W x 16 H Seat Height: 27.5 42.75 OV H x 22 OV W COM: 1.5 yds. Ship Weight: 26 lbs.	915	975	1040	1100	1135	1175	1225	1275	NA
C-14 Stool 	Stool Seat: 20 W x 19 D Back: 19 W x 16 H Seat Height: 27.5 42.75 OV H x 22 OV W COM: 1.5 yds. Ship Weight: 26 lbs.	905	965	1030	1090	1125	1165	1215	1265	NA

CONNECT | Bariatric Seating

Product Features:

- Black frame with black arms standard
- Silver frame optional - add SLV after model - for example: C-14-SLV (no charge)
- Stacks 4 high
- 500 lb. Test Rating



Qualifies for OCI Seating KD Freight Program. Please refer to page 7 for more information.

Orders of six (6) or more combined in one shipment are freight free anywhere in the continuous 48 states in the U.S. Orders fewer than five (5) chairs are subject to a \$95 freight surcharge.



Refer to page 7 for OCI SEATING Freight Program.

Model	Description	FABRIC / LEATHER GRADES								L2
		1 COM	2	3 COL	4	5	6	7	8	
C-14-500	4 Leg Guest Rated to 500 lbs. Seat: 25 W x 18.5 D Back: 24 W x 16.5 H Seat Height: 19 Fixed 33.25 OV H x 30 OV W COM: 1.5 yds. Ship Weight: 30 lbs.	1375	1485	1565	1650	1750	1830	1925	2025	NA

Optional / Upgrades:

- CRT Cart, Stacks 6 high \$325 List
- SG Ganging Bracket (Set of 2) \$25 List

IMAGE Midback Synchro Tilt | Task/Conference Seating

Product Features:

- Standard seat with high density foam
- Multiple arm options available
- 4 base styles to choose from
- Mechanism functions on page 90
- 300 lb. Test Rating



Qualifies for OCI Seating KD Freight Program.

















Please refer to page 7 for more information.

Orders of six (6) or more combined in one shipment are freight free anywhere in the continuous 48 states in the U.S. Orders fewer than five (5) chairs are subject to a \$95 freight surcharge.



Model	Description		FABRIC / LEATHER GRADES								
			1 COM	2	3 COL	4	5	6	7	8	L2
I-27-ST-T-OB	Armless Seat: 19 W x 19 D Back: 19 W x 23 H Seat Height: 17 - 20 41 OV H x 27 OV W COM: 1.75 yds. Ship Weight: 38 lbs.		1050	1125	1230	1305	1405	1485	1550	1650	1800
I-27-ST-AI-B-T-OB	Adjustable Height and Width Arms Seat: 19 W x 19 D Back: 19 W x 23 H Seat Height: 17 - 20 41 OV H x 27 OV W COM: 1.75 yds. Ship Weight: 45 lbs.		1275	1350	1455	1530	1630	1710	1775	1875	2025
I-27-ST-PCA-T-OB	Poly C Arm Seat: 19 W x 19 D Back: 19 W x 23 H Seat Height: 17 - 20 41 OV H x 27 OV W COM: 1.75 yds. Ship Weight: 45 lbs.		1250	1325	1430	1505	1605	1685	1750	1850	2000

OPTIONAL UPGRADES

ARM FUNCTION	ARM PAD	BASE	CASTERS (SET)	EXTRAS
-A \$175  Adjustable Height Adjustable Width Komfort Pad Included	-B \$0  Bullet Design	-T (included)  Black Thunder OB Casters	-SA \$35  Silver Accent	-MW \$135 1/2" Additional Memory Seat Wrap -SS \$135 Seat Slider Not Available on Basic Mechanism 
-PCA \$225  Poly C-Arm	-K \$0  Komfort Waterfall	-CT \$200  Chrome Thunder OB Casters	-OB \$35  Oversize Black	-CM \$40 Cylinder Minus Decrease 2" Height -BB \$60 Ballistic Nylon Outer Back Only
-AO \$225  Adjustable Height Angled Design Brushed Accent Bullet Pad Included	-W \$75  Waterfall Diamond Design	-BA \$175  Brushed Aluminum OB Casters	-OC \$150  Oversize Chrome	-SF \$100 1" Seat Foam Add
-AI \$225  Adjustable Height Adjustable Width Bullet Pad Included			-HF \$50  Hard Floor	
			-GL \$65  Bell Glides	

MECHANISMS

-ST \$300



Synchro Tilting
Seat / Back

IMAGE Highback Synchro Tilt | Task/Conference Seating

Product Features:

- Standard seat with high density foam
- Multiple arm options available
- 4 base styles to choose from
- Mechanism functions on page 90
- 300 lb. Test Rating



Qualifies for OCI Seating KD Freight Program.
















Please refer to page 7 for more information.

Orders of six (6) or more combined in one shipment are freight free anywhere in the continuous 48 states in the U.S. Orders fewer than five (5) chairs are subject to a \$95 freight surcharge.



Model	Description		FABRIC / LEATHER GRADES								
			1 COM	2	3 COL	4	5	6	7	8	L2
I-37-ST-T-OB	Armless Seat: 19 W x 19 D Back: 19 W x 26 H Seat Height: 17 - 20 44 OV H x 27 OV W COM: 2 yds. Ship Weight: 42 lbs.		1150	1260	1340	1425	1525	1600	1700	1800	2000
I-37-ST-AI-B-T-OB	Adjustable Height and Width Arms Seat: 19 W x 19 D Back: 19 W x 26 H Seat Height: 17 - 20 44 OV H x 27 OV W COM: 2 yds. Ship Weight: 49 lbs.		1385	1495	1575	1660	1760	1835	1935	2035	2235
I-37-ST-PCA-T-OB	Poly C Arm Seat: 19 W x 19 1/4 D Back: 19 W x 26 H Seat Height: 17 - 20 44 OV H x 27 OV W COM: 2 yds. Ship Weight: 49 lbs.		1360	1470	1550	1635	1735	1810	1910	2010	2210

OPTIONAL UPGRADES

ARM FUNCTION	ARM PAD	BASE	CASTERS (SET)	EXTRAS
-A \$175  Adjustable Height Adjustable Width Komfort Pad Included	-B \$0  Bullet Design	-T (included)  Black Thunder OB Casters	-SA \$35  Silver Accent	
-PCA \$225  Poly C-Arm	-K \$0  Komfort Waterfall	-CT \$200  Chrome Thunder OB Casters	-OB \$35  Oversize Black	
-AO \$225  Adjustable Height Angled Design Brushed Accent Bullet Pad Included	-W \$75  Waterfall Diamond Design	-BA \$175  Brushed Aluminum OB Casters	-OC \$40  Oversize Chrome	
-AI \$225  Adjustable Height Adjustable Width Bullet Pad Included			-HF \$50  Hard Floor	
			-GL \$65  Bell Glides	

MECHANISMS

-ST \$300



Synchro Tilting
Seat / Back