



## Product Features:

---

- 12MM Wire Chrome Metal Sled Frame
  - 30" and 24" Stool Option on wood and wire metal frame
  - Metal Sled, 4 leg wood and Self Return bases available
  - Wood legs available in 16 standard OCI finishes on Beech
  - Metal Sled base available in chrome, silver and black finish
  - 2 Upholstery Options: Standard V and 2.25" Channel back
  - Accompanying Occasional Tables also offered
  - Clear Glides for Sled Base only included
- 
- When combining different grade fabric, use the higher grade
  - When combining fabric of the same grade, Two Tone \$95 List
  - Custom wood finishes upon request - add \$375 Net per color

## Standard Metal Frame Finish:

-C - Chrome

## Optional Wire Metal Sled Frame Finishes:

-S - Silver \$100 List

-B - Black \$100 List

## Optional Swivel Base Finishes:

-S - Silver \$200 List

-B - Black \$200 List

## Optional / Upgrades

---

-CS - Channel Back Stitching \$125 List



Refer to page 7 for OCI Seating Freight Program.

Refer to terms and conditions for general information regarding fabrics, finishes, warranty, freight, complete condition of sales and more.

Effective Date: 06/01/2026 | ociseating.com



# ELĒ | Guest Seating

**Ordering Requirements:**

- Model Number
- Frame Finish
- Fabric Choice



Refer to page 7 for OCI SEATING Freight Program.

Model	Description	FABRIC GRADES								
		1 COM	2	3 COL	4	5	6	7	8	L2
311M 	Guest, Metal Sled Base 24 W x 25.5 D x 30 H Seat: 21 W x 18.5 D Seat Height: 17 COM: 1.5 yds. Ship Weight: 18 lbs.	1140	1185	1240	1300	1360	1400	1440	1485	2145
311W 	Guest, Wood 4 Leg 24 W x 25.5 D x 30 H Seat: 21 W x 18.5 D Seat Height: 17 COM: 1.5 yds. Ship Weight: 17 lbs.	1255	1300	1355	1415	1475	1515	1555	1600	2255

**Optional / Upgrades**

- When combining different grade fabric, use the higher grade.
- When combining fabric of the same grade, Two Tone \$95 List.
- Custom wood finishes upon request - add \$375 Net per color.

**Standard Metal Frame Finish:**

-C - Chrome

**Optional Wire Metal Sled Frame Finishes:**

-S - Silver \$100 List

-B - Black \$100 List

-CS - Channel Back Stitching \$125 List





# ELĒ | Lounge Seating

## Ordering Requirements:

- Model Number
- Frame Finish
- Fabric Choice



Refer to page 7 for OCI SEATING Freight Program.

Model	Description	FABRIC GRADES									
		1 COM	2	3 COL	4	5	6	7	8	L2	
301M 	Lounge, Metal Sled Base 26 W x 25.5 D x 30 H Seat: 23 W x 18.5 D Seat Height: 17 COM: 1.75 yds. Ship Weight: 20 lbs.	1430	1495	1580	1630	1730	1805	1855	1930	2430	
302M 	Lounge, Metal Swivel Base with Auto Return 27.5 W x 27.5 D x 30 H Seat: 23 W x 18.5 D Seat Height: 17 COM: 1.75 yds. Ship Weight: 22 lbs.	1615	1680	1765	1815	1915	1990	2040	2115	2615	

## Optional / Upgrades

- When combining different grade fabric, use the higher grade.
- When combining fabric of the same grade, Two Tone \$95 List.
- Custom wood finishes upon request - add \$375 Net per color.

### Standard Metal Frame Finish:

-C - Chrome

### Optional Wire Metal Sled Frame Finishes:

- S - Silver \$100 List
- B - Black \$100 List

### Optional Swivel Base Finishes:

- S - Silver \$200 List
- B - Black \$200 List

-CS - Channel Back Stitching \$125 List







# ELĒ | Stools

## Ordering Requirements:

- Model Number
- Frame Finish
- Fabric Choice



Refer to page 7 for OCI SEATING Freight Program.

Model	Description	FABRIC GRADES								
		1 COM	2	3 COL	4	5	6	7	8	L2
 325M	Stool 25", Metal Sled Base 17 W x 20.5 D x 32 H Seat: 15.5 W x 14 D Seat Height: 25 COM: 1 yd. Ship Weight: 14 lbs.	1150	1185	1240	1295	1345	1380	1420	1450	2150
 330M	Stool 30", Metal Sled Base 17 W x 20.5 D x 37 H Seat: 15.5 W x 14 D Seat Height: 30 COM: 1 yd. Ship Weight: 16 lbs.	1240	1275	1330	1385	1435	1470	1510	1540	2240
 325W	Stool 25", Wood 4 Leg 16.5 W x 20.5 D x 32 H Seat: 15.5 W x 14 D Seat Height: 25 COM: 1 yd. Ship Weight: 16 lbs.	1290	1325	1380	1435	1485	1520	1560	1590	2290
 330W	Stool 30", Wood 4 Leg 16.5 W x 22.5 D x 37 H Seat: 15.5 W x 14 D Seat Height: 30 COM: 1 yd. Ship Weight: 18 lbs.	1375	1410	1465	1520	1570	1605	1645	1675	2375

## Optional / Upgrades

### Standard Metal Frame Finish:

-C - Chrome

### Optional Wire Metal Sled Frame Finishes:

-S - Silver

\$100 List

-B - Black

\$100 List

-CS Channel Back Stitching

\$125 List



- When combining different grade fabric, use the higher grade.
- When combining fabric of the same grade, Two Tone \$95 List.
- Custom wood finishes upon request - add \$375 Net per color.

Refer to terms and conditions for general information regarding fabrics, finishes, warranty, freight, complete condition of sales and more.

Effective Date: 06/01/2026 | ociseating.com