

EDGE | Reception Seating

Product Features:



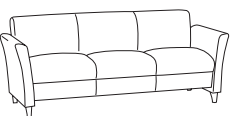

- Engineered Solid Alder Hardwood Frames
- Fixed Seat Cushion With Steel Sinuous Spring Suspension
- High Resilient Long Lasting Polyfoam
- Wood Legs Standard in 18 Finishes
- Chrome Legs Optional
- 300 LB Test Rating

OCI Seating Finishes:

Mahogany, Summit Cherry, Dark Cherry, Clear Maple, Pacific Cherry, OFS Cherry, Summit Maple, OCI Jade, OCI Expresso, Walnut, Cognac, OCI Light Cherry, Black Lacquer, CI Honey, CI Cherry, OCI Café, Slate Grey & Smoke Grey



Refer to page 7 for OCI SEATING Freight Program.

Model	Description	FABRIC / LEATHER GRADES									
		1 COM	2	3 COL	4	5	6	7	8	L1	L2
540	 <p>Club Chair 32.5 W x 30.5 D x 31 H Seat: 23 W x 20.25 D Seat Height: 19 Arm Height: 25.25 COM: 3.75 yds. Carton: 24 Cu. Ft. Ship Weight: 64 lbs.</p>	2275	2445	2540	2660	2795	2960	3090	3220	3010	3745
542	 <p>Love Seat 55 W x 30.5 D x 31 H Seat: 45 W x 20.25 D Seat Height: 19 Arm Height: 25.25 COM: 6 yds. Carton: 43 Cu. Ft. Ship Weight: 95 lbs.</p>	3205	3470	3610	3785	3970	4150	4440	4565	4150	5305
543	 <p>Sofa 78.25 W x 30.5 D x 31 H Seat: 68 W x 20.25 D Seat Height: 19 Arm Height: 25.25 COM: 7.5 yds. Carton: 58 Cu. Ft. Ship Weight: 117 lbs.</p>	3905	4220	4320	4590	4800	5060	5370	5585	5165	6635
544	 <p>Ottoman 20 W x 20 D x 16 H COM: 1.25 yds. Carton: 5.5 Cu. Ft. Ship Weight: 25 lbs.</p>	1290	1345	1395	1465	1555	1580	1635	1660	NA	1815

Optional / Upgrades

-540CL Chrome Legs

\$150 List

- When combining different grade fabric, use the higher grade.
- When combining fabric of the same grade, Two Tone \$95 List.
- Custom wood finishes upon request - add \$375 Net per color.

Refer to terms and conditions for general information regarding fabrics, finishes, warranty, freight, complete condition of sales and more.

Effective Date: 06/01/2026 | ociseating.com