



OGi  
SEATING

# 2026 Price Guide

Effective June 1, 2026



# OCI SEATING | Table of Contents

Seating by Category .....	3	C.O.M. Information .....	9
About Us .....	4	Custom Embroidery.....	10
Sustainability .....	5	Fabric Program.....	11-13
Terms and Conditions.....	6	Chair Mechanisms and Controls .....	90
Freight Program .....	7	Replacement Parts .....	123
Warranty .....	8	Fabric, Carton and Soft Seating Parts .....	124

---

## Lounge Seating & Tables

500 Symphony.....	14
510 Flair .....	15
540 Edge .....	16
560 Tux .....	17
570 Imperial .....	18
590 Tahoe .....	19
610 Harmony .....	20
710 Tux Lite.....	21
2000 Masso.....	22-23
Masso Lite .....	24-25
Masso Occasional Tables .....	26-27
2200 Instint.....	28-30
2300 Breeze .....	31-33
Breeze Occasional Tables .....	33-34
Rezi .....	35-36
Kova.....	37-40
Oceana .....	41-43
1000 Unite Modular Seating.....	44-48
ELĒ .....	49-52
ELĒ Occasional & Meeting Tables.....	53-55
Mylina .....	56-58
TL/TLF Occasional & Reception Tables .....	59
Santee End & Coffee Tables.....	83-84
Braso .....	85-86

# OCI SEATING | Seating by Category

## Lounge / Soft Seating

Symphony	14
Flair	15
Edge	16
Tux	17
Imperial	18
Tahoe	19
Harmony	20
Tux Lite	21
Masso	22-23
Masso Lite	24-25
Instint	29-30
Breeze	31-32
Rezi	35-36
Kova	37-40
Oceana	41-43
Unite	44-48
ELĒ	49-52
Mylina	56-58
Braso	85-86

## Modular Seating

Unite	44-48
Kova	37-40

## Benches / Ottomans

Unite Series	47-48
Kova	38-40

## Tables

Masso Occasional Tables	26-27
Breeze Occasional Tables	33-34
Kova	40
ELĒ Occasional & Meeting Tables	53-55
TL/ TLF Occasional Tables	59
Santee End & Coffee Tables	83-84

## Wood Guest Seating

Geo	60
Pentero	61
Entourage	62
Protégé	63-64
Response	65-66
Arrange	67-69
Patron	70
Capa	71-72
Santee	73-77

## Wood Bariatric Seating

Protégé	63
Response	65
Arrange	67-68
Santee	74

## Metal Bariatric Seating

Santee	79
Connect	108
Anywhere	114
G2	118

## Stool Seating

ELĒ	52
Mylina	58
Response	65
Arrange	67
Melita Guest	88-89
Trendi 2.0	99
Connect Guest	107
G2	118

## Multi-shift Task Seating

Connect	105
---------	-----

## Ergo, Exec, Task & Management Seating

Ami	91
Ovation V	92
Trendi All Mesh	93
Trendi	94-95
Trendi 2.0	96-99
Bravo	100
Connect Task	101-105
Image	109-112
Finesse	119-120
Forum	121
Evolve	122

## Metal Guest, Nesting & Stackable Seating

ELĒ	49-51
Mylina	56-58
Santee	78-81
Melita	87-89
Trendi	94-95
Trendi 2.0	97
Connect	107-108
Image	113
Anywhere	114-115
G2	116-118

## About us:

OCI Seating joined the contract furniture market determined to offer our customers a quality product at an excellent value with shorter lead-times. By maintaining this service-oriented perspective, customers have been drawn to our ability to design and develop innovative products, while offering personal support and exceptional experiences. Our exceptional value, combined with design motivated products, on-time delivery, and our dedication to customer experiences have made us stand out in the furniture industry.

Founded in 1974, owned and operated as a family business to date, we have enjoyed incredible growth since. From our beginning in Whittier California, our innovative spirit influences our operations and commitment to being flexible to accommodate our customers' needs.

We started making budget wood seating many years ago and have grown into a company making a wide selection of products for the contract market today. Our main philosophy has been that our commitment to customer satisfaction begins from the time an order is placed to well after the customer has received their products.

With over 48 years of experience in manufacturing office seating, we maintain the highest industry standards by standing behind our product with a full written guarantee. Our success is also attributed to the many representative, dealers and customers who have been affiliated with our company. Because of these efforts, OCI Seating has become a name that stands for quality and reliability.

At OCI Seating our products range from Executive, Conference, Guest, Reception and Soft seating. Through our relationship with Momentum Textiles, CF Stinson, Mayer and many other textile firms we offer a palette of over 500 fabrics from which to choose. As part of our service, we offer lead times that are some of the best and most reliable in the industry. Our chairs meet ANSI-BIFMA X5.1-2017 certified by an independent laboratory. They are engineered, designed and constructed to conform to the proper ergonomic dimensions as defined by the "National Standard for Human Factors".

In today's ever changing office environment, OCI Seating has positioned itself in providing a product that is a great value, produced in a timely manner with many options from which to choose. Please take a look at our many products.

## OCI Sustainability Footprint

At OCI Seating our commitment to sustainability is an essential part of every decision we make. This is not only true about the products we bring to market, but in how we manufacture, distribute, and market them. Standard recycling procedures along with the implementation of lean practices and best practices which lead to good habits, we can meaningfully minimize any negative impact we may have on our environment.

Best Practices - OCI Seating may not fit into the category of a multinational but we certainly understand our responsibility to minimize our disruption to our surrounding environment. We encourage our employees, vendors, and customers to participate in our sustainability program by following these "Best Practices":

- Minimize waste in our supply chain by working together with our suppliers to minimize waste in their packaging by developing reusable containers for parts.
- We go out of our way to approve suppliers based on quality of parts produced to eliminate needless non-conformances that helps reduce the production of unusable parts.
- We continually work together with our suppliers to find efficient means of production and transport of their parts to our facility for production.
- Minimize shipment of finished product in carton by focusing on more blanket wrapped shipments. Blanket wrapped shipments reduce the need for packaging materials and cardboard boxes, better utilization of trucks by being able to ship more finished products in a trailer and saves our customers time and waste by not having to unpack and dispose of packing materials and cardboard at their end.

- Continuous product improvement by our engineers not only works on product improvement but wasteful and excess materials that are normally trimmed off like foam, wood and fabric which may find their way into our landfills.
- Use as much recycled material in the manufacture, fabrication and administration of our products.
- Design our products so that as much material as possible is recyclable.
- Create products that emit minimal toxic or harmful contaminants during their functional life.

Product Life - OCI Seating produces products that are built to last. It is the practice of not only purchasing materials that are made responsibly, but also made to last. Using responsible suppliers and their materials allows us to build long lasting responsible products that we are proud of.

Recycled Material - There is both post-consumer waste recycling [old tires can get ground up and used as input for new tires] and post-industrial [manufacturing rejects, setup waste, overruns]. Because the technology [and therefore the cost] of recycling post-consumer waste to any significant extent is still in the lab stage, most companies are in the postindustrial recycling category. Specifically, OCI Seating uses raw materials [and office materials] that all have some percentage of recycled input.

Please contact Customer Service for more information on the percentages of recycled material in our products as this varies by model.

# OCI SEATING | Terms & Conditions

## Order Placement

OCI Seating requires that all orders be submitted in writing via a formal Purchase Order form. Purchase Orders can be submitted by email.  
Email – [orders@ociseating.com](mailto:orders@ociseating.com)

All orders are subject to acceptance by OCI Seating credit department. Possession of this Price List does not constitute an offer to sell.

All submitted orders will be confirmed to the purchaser by way of OCI Seating's Order Acknowledgement. It is the purchaser's responsibility to review this document for accuracy and to contact Customer Service within 24 hours should an error exist.

## Prices

The prices indicated in this price list are for standard OCI Seating product. This price list supersedes any previous price lists or supplemental price list. We reserve the right to modify prices without prior notification.

## Lead Times

OCI Seating lead times Indicate our standard production time only and do not include transit times. We reserve the right to modify our production times should business needs require us to do so. Business days are from receipt of a clean order and approved credit terms. Please contact Customer Service for current lead times.

Email – [customerservice@ociseating.com](mailto:customerservice@ociseating.com)

## Terms

All published prices are to be paid USD and are Net 30 days from date of invoice for established credit accounts. Past due accounts are subject to a 1.5% late charge for each month after 30 days or 18% per year. The customer will be liable for any cost incurred in attempting collect any past due amounts, including collection and/or attorney fees.

A \$40 fee will be charged for return checks.

OCI Seating Accepts MasterCard®, Visa® and American Express®. There will be a 3% convenience fee for all transactions using this payment method.

## Credit

A line of credit may be established upon acceptance of satisfactory references, including the completion of our credit application form. All new customers are required to remit 50% of the purchase order amount with the placement of the purchase order, with the remaining balance due prior to merchandise release for shipment.

## Ordering Procedures

To help avoid unnecessary order entry delays, please be sure each order specifies the following information below:

1. Purchase Order Number and Date
2. Complete Bill to and Ship to name, address and phone number
3. Quantity
4. Complete model number and description
5. Finish (Wood and/or Metal finish)
6. Fabric (including and special instructions)
7. Options (list for each specific product)
8. Drawing for modular seating configuration (if applicable)
9. Shipping Destination or Will Call, contact name and phone number
10. Special Instructions if any
11. Required Delivery Date/Ship Date

## Ordering Procedures (cont.)

Dealer/purchaser is solely responsible for providing correct information when placing an order. Orders with incomplete information or pricing discrepancies will be held as "Pending". Orders with a "Pending" status will be scheduled for production when incomplete or incorrect information is resolved. If needed a new completion date will be provided.

Purchase orders placed by telephone will be accepted but will not be scheduled for production until a written, signed confirmation of order is received. Emails sent to [orders@ociseating.com](mailto:orders@ociseating.com) with purchase orders will be accepted.

## Order Changes and Cancellations

An order may be changed prior to an order being placed into production or fabric has been ordered and not cut. Changes made to an order once it has been placed into production or after fabric has been ordered is subject to a 30% change order charge. Contact Customer Service for applicable charges. Additions or changes to acknowledged orders may be subject to rescheduling of order.

All changes or cancellation of orders must be made in writing and approved by OCI Seating.

Cancellations cannot be accepted once fabric and materials have been ordered and put into production.

## Wood Disclaimer

Due to natural variations and distinctive characteristics of wood, the furniture that you receive may have a slight variation in color and grain.

## Custom Wood Finishing

OCI Seating accepts custom wood finishing. There is a \$225 Net upcharge per color, per order, for all products. All future orders with the same special stain will incur an 8% upcharge per order. Please send us the wood sample you would like us to match along with your completed purchase order. We will produce a strike-off and send it to you for approval. Once we have received final approval, we will place the order into production.

## Wood Finish Maintenance

As with all fine finishes, care should be taken to protect the finish from sharp, unprotected objects. The top coat has a natural characteristic to repel the most common liquids used around wood components, yet spills or soil marks should be cleaned up immediately to avoid moisture seeping into open-pore areas. Please note that constant polishing and cleaning of the finish may raise the sheen level, whereas neglect in cleaning will dull and possibly abrade the finish.

## Customer's Own Material (C.O.M)

Use of C.O.M. must be approved by OCI Seating prior to order acceptance. Fabric Yardage requirements are estimate and additional yardage may be required if pattern matching is required. Please refer to page 8 for more information and instructions when requiring C.O.M. for your order.

## Claims

Please read for Important information. OCI Seating inspects at our factory prior to shipment all our merchandise for workmanship and quality. Quality is important to us, and we make sure that our merchandise leaves our factory in perfect condition.

When receiving merchandise please review the following upon receipt of our product.

1. Check for damage immediately - Are any items damaged or appear damaged? Any damage no matter how small to the carton needs to be documented on the carrier's paperwork that you sign.
2. Missing Items - Are there any missing items? Check the receiving paperwork at time of delivery to make sure there is not any missing items before you sign. Some items that are in cartons can be packed in multiples and will be noted on the paperwork. Make a note on the carrier's paperwork prior to signing and contact OCI Seating customer service in writing with an image of the noted signed carrier's paperwork when possible.
3. Immediately after delivery - All cartons must be opened and inspected for damage. Damage can occur even though there is no visible damage to the carton it is packed in. If there is any damage found to the merchandise after inspection, contact OCI Seating customer service team within 5 days of delivery in writing. Failure to do so can result in delays processing your claim and/or issues with our carrier approving and covering the claim. Please include photos whenever possible of item and carton, sales order number, description of item damaged and signed proof of delivery if available. This will help us expedite the claim process. Please note that all cartons received that had damaged product must be saved until freight carrier has made an inspection.
4. Incorrect item Received - Please contact OCI Seating customer service if incorrect merchandise is received.

# OCI SEATING | Freight Program

## OCI Seating Freight Program

Standard shipments made via the OCI Seating freight program are made via common carrier unless otherwise specified. Special routing request made by the customer or the consignee may result in additional charges.

Standard deliveries are dock-to-dock and are scheduled to occur Monday thru Friday between the hours of 8 a.m. and 5 p.m. not including holidays. We will not be held responsible for issues or costs arising from carrier transit delays, missed delivery appointments, ect. Standard delivery doesn't include expedited shipping, inside delivery, residential delivery, lift gates, installation, unpacking or removal of carton or packing materials, limited access or remote (areas outside major metropolitan areas). OCI Seating reserves the right to charge for nonstandard customer deliveries. For information concerning these charges, contact Customer Service.

Shipments from zone 1 being shipped to any other zone may be subject to changes in discounting. Contact OCI for more information.

## Freight Terms

Freight terms apply to the continental U.S. only. This excludes Alaska, Hawaii and Puerto Rico. Shipments to Alaska, Hawaii and Puerto Rico will be made to the appropriate point of embarkation. The OCISeating freight program for all standard deliveries of our product is based on our minimum shipment values shown in both tables below. If the value of the shipment falls under the minimum requirement, a freight surcharge per shipment will be added based on the destination territory as listed on the map below. OCI Seating products can be combined with the KD Freight program to meet the minimum shipment value.

Based on the fluctuation of fuel prices; we reserve the right to impose a freight surcharge for any shipments.

The OCI Seating freight program does not apply to "Will Call" orders.

For shipments of components parts, fabrics and textiles, actual freight charges will apply and will be invoiced to the customer.

OCI Seating Zone 1SC (SoCal) Freight Program		
Net Ranges		Freight
From	To	Zone 1
0	\$7,500 Net	\$175
\$7,501	Above	Free Freight

OCI Seating Zone 1NC (NorCal) Freight Program (Bakersfield north to Sacramento including Bay Area)		
Net Ranges		Freight
From	To	Zone 1
0	\$7,500 Net	\$225
\$7,501	Above	Free Freight

OCI Seating Phoenix Freight Program		
Net Ranges		Freight
From	To	PHX
0	\$7,500 Net	\$195
\$7,501	Above	Free Freight

OCI Seating KD/Ergo Freight Program		
From	To	Freight
0	5 Chairs	\$95
	6+ Chairs	Free Freight

OCI Seating Zone 2, 3, and 4 Freight Program				
List Ranges		Freight		
From	To	Zone 2	Zone 3	Zone 4
0	\$20,000 List	\$325	\$375	\$325 or 4% of List*
\$20,001 List	\$50,000 List	\$275	\$300	3% of List
\$50,000 List & Above		Free Freight	Free Freight	Call for Quote **

OCI Seating KD/Ergo Freight Program		
From	To	Freight
0	5 Chairs	\$95
	6+ Chairs	Free Freight

\* Whichever is greater    \*\* Call for a freight quote due to current fuel and freight volatility



For shipments shipping inside these territories:

Zone 1SC – California (up to Bakersfield), Southern Nevada

Zone 1NC – California (Bakersfield north to Sacramento including Bay Area)

Zone 1P – Phoenix


Zone 2 – California (north of Sacramento), Nevada and Arizona

Zone 3/4 – Reference map and zone charts

Alaska included in Zone 2

Hawaii included in Zone 1

## OCI Seating KD Freight Program:

 All products below are able to ship KD (knocked down) and are exempt from the minimum shipment value and have a different freight surcharge. These KD item's freight value can be combined with the OCI Seating freight program to help meet the minimum shipment value when necessary or applicable.

The following series have a freight surcharge of \$95 for combined shipment quantities of 5 or less. Quantities of 6 or more combined on one shipment is freight free anywhere in the continuous 48 states in the U.S.

Score Task - Ovation V Task - Bravo Task - Trendi Task  
Connect Task - Image Task

Refer to terms and conditions for general information regarding fabrics, finishes, warranty, freight, complete condition of sales and more.

Effective Date: 06/01/2026 | ociseating.com

# OCI SEATING | Warranty Policy

OCI Seating warrants to the original purchaser that its products are free from defects in materials and workmanship for the applicable warranty period as indicated below.

If a product fails under normal use within the warranty period - OCI Seating at its sole discretion – will repair or replace, with a compatible part, at its option, without charge to the original purchaser only any item found to be defective as a result of normal commercial use (normal use is defined as user weighing up to 275 pounds, eight (8) hour shift, 5 days per week). There are certain models that can accommodate users up to 300 pounds and those models

are designated in the price book. Certain models designated with Bariatric designations can accommodate users up to 500 pounds.

Due to the inherent stretch properties of fabrics and/or vinyl upholstery materials, OCI Seating cannot be held responsible for wrinkles or puddling that can occur in some materials.

This warranty does not apply to items subject to abuse, misuse, neglect, alterations of any kind, damage caused by shipment, storage, accident, fire, flood or act of God.

## OCI Seating Warranty Summary

Lifetime Warranty	Mechanism, Cylinders, Base and Casters for all Task, Side and Conference/Executive Seating.	Standard 275 pound weight capacity, 8 hour, and 5 days per week
10 Year Warranty	Exposed Wood & Metal Side Chair Frames including plastic back and arms. Tables Structural Frames (Exceptions – Duo, Diva and Solo Models)	Standard 275 pound weight capacity, 8 hour, and 5 days per week
5 Year Warranty	Exposed Wood and Structural Frames for Duo, Diva and Solo Models. Multi-Shift/Capacity All unspecified Ergo Components	Standard 275 pound weight capacity, 8 hour, and 5 days per week 275/450 weight capacity, 24 Hour and 7 days per week.
3 Year Warranty	Seat Suspension, Foam, Stitching, Knit and Mesh Fabric/Vinyl (excluding COM, COV and COL)	Standard 275 pound weight capacity, 8 hour, and 5 days per week 275/450 weight capacity, 24 Hour and 7 days per week.
1 Year Warranty	Stool Footrings, Electrical Units	Standard 275 pound weight capacity, 8 hour, and 5 days per week

\*Shipping & handling will be charged on warranty replacement parts

COM, COV, and COL are also not covered by this warranty. Normal wear and tear is the responsibility of the specifier. Please consult with upholstery material supplier for performance criteria of individual materials.

### Returns and Repair

Should any item fail, contact the dealer from whom it was purchased. A photograph of the damage(s)/issue(s) and the label underneath the seat will be required to help OCI Seating determine the cause and extent of any issues. Service request are the responsibility of OCI Seating's Authorized Dealers. If it is determined that a return is necessary, and upon authorization from OCI Seating, return that item and its product proof of purchase to the dealer. The dealer may return defective product to our warehouse, freight prepaid. OCI Seating will repair or replace the defective parts at our discretion and return repaired or replaced item to the dealer freight prepaid. This warranty does not cover dealer labor, field service or delivery charges. OCI Seating does not assume responsibility for unauthorized repairs to the chairs. Contact OCI Seating customer service for further explanation or questions about said warranty.

Email [customerservice@ociseating.com](mailto:customerservice@ociseating.com)

OCI Seating recommends that moving parts such as arms, chair mechanisms, bases and casters be inspected periodically. All screws should be lubricated, tightened and cleaned as necessary. This is the responsibility of end user or dealer.

TO THE EXTENT ALLOWED BY LAW, ANY IMPLIED WARRANTY OF MERCHANTABILITY OR FITNESS FOR A PARTICULAR PURPOSE APPLICABLE TO THIS OCI Seating SEATING PRODUCT IS LIMITED IN DURATION TO THE DURATION OF THE ABOVE EXPRESSED WRITTEN WARRANTY.

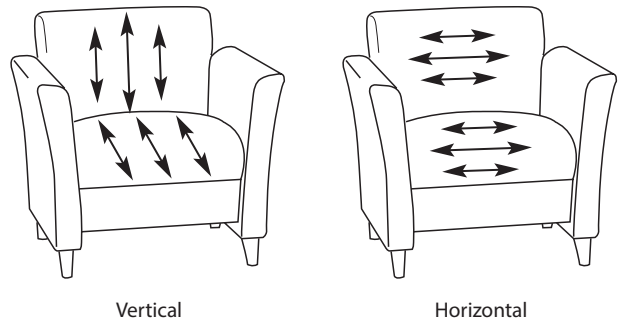
LIMITATION ON LIABILITY: IN NO EVENT SHALL OCI SEATING BE LIABLE TO THE PURCHASER FOR ANY INCIDENTAL, INDIRECT, CONSEQUENTIAL, SPECIAL, OR EXEMPLARY DAMAGES OR LOSS PROFITS, EVEN IF OCI Seating HAS BEEN ADVISED OF THE POSSIBILITY OF SUCH DAMAGES.

Some states do not allow the exclusion or limitation of incidental or consequential damages; hence the above restrictions or exclusions may not

## Customer's Own Material (COM)

All COM should be shipped prepaid to:  
 OCI Seating  
 14815 Radburn Avenue  
 Santa Fe Springs, CA 90670

Collect shipments of COM/COL fabrics will not be accepted. OCI Seating assumes no responsibility for the quality durability or sustainability of COM Materials. Surplus COM will be returned to the customer only if specifically requested. Please furnish a sample cutting of COM or COL with the original purchase order so that identification of COM/COL can be verified. In the absence of specific written instructions accompanying the order, fabrics will be cut, seamed, and applied at our discretion and at the customer's own risk. An additional up charge may be assessed for COM or COL materials that are deemed abnormal and additional labor required to cut, sew and/or match these said materials. Please specify on the purchase order the direction you wish your pattern to run on the chair. Vertical or Horizontal.



All yardage figures are based upon our receipt of plain 54" wide material. Extra fabric is required to match any pattern with matching repeats. Please use chart below as a guide and add to playing yardage requirements listed in your price book.

Fabric Repeat	Increase COM Requirement by:
2.9 and under	0%
3" – 11.9" Repeat	18%
12" – 16.9" Repeat	25%
17" – 20.9"	30%
21" – 27.9"	35%
28" – and above	40%

While OCI Seating inspects all fabrics for imperfections from the mill, some imperfections are difficult to recognize. OCI Seating cannot be responsible for defects, dye lot variations, color accuracies and other flaws and suggest that our customers inspect fabrics before furnishing them to us. OCI Seating will not assume responsibility for COM/COL shortages, flaws, or other such problems. OCI Seating will not be responsible for order/delivery delays caused by delays in the delivery of COM/COL fabrics to OCI Seating.

All COM orders are not put into production until all COM is received and approved. Upon receipt of COM, the order will then be placed into our normal production schedule. If there is a combination of OCI Seating fabrics and COM on the order, please advise customer service if you wish to split the order for shipping. Applicable drop ship charges will apply.

### Fabrics

Some COM fabrics, polyurethane fabrics and PVC free materials may be susceptible to puddling or comfort wrinkles overtime. While we will do our best to eliminate it, this is sometimes due to the inherent properties of the fabric and not an indication of inferior upholstery techniques. Please keep this in mind when selecting fabrics for upholstery.

### COM Pricing

The approved COM price for non-directional fabric is the Grade 1 price and the approved COL (Customer Own Leather) is Grade 3. For all chair series, hand cut and matched stripes, patterns or prints you must add the up charge below.

Chair/Lounge - \$110 List  
 Love Seat - \$135 List  
 Sofa - \$175 List

### Flammability

OCI Seating manufacturers all its chairs to comply with California technical bulletin #117 (Cal TB117). If customer's own material is specified, OCI Seating is not liable for said COM fabrics non-compliance with Cal TB 117.

On January 22nd, 2019, California Technical bulletin number 133, the Flammability Test Procedure for Seating Furniture for use in Public Occupancies, was replaced by the California legislature. If compliance to TB 133 is required, add \$70 list per yard of fabric utilized by the seating product specified for the application of fire barrier.

### Application of Fabric

OCI Seating requires that all COM fabrics come "backed" with, at minimum, an acrylic or similar backing. We cannot be responsible for stretching of fabrics that are not "backed" during upholstery process. OCI Seating cannot be held responsible for the appearance, behavior, quality, or performance of any COM as well as COM that are rolled reverse by the fabric supplier.

The application of patterned fabrics on curved units will be stitched to match pattern requirements. All patterns will be stitched together to produce the best results. Modifications to the stitching pattern can occur to gain the best look or results when matching patterns.

## OCI SEATING | Custom Embroidery

Custom embroidery offers an exceptional way to showcase your company, school or organization's logo on our upholstered chair backs. The embroidery can be done in a wide range of colors, shapes, and sizes to suit your design preferences—all at a competitive cost and with quick turnaround times.

To receive a quote for embroidered upholstery or more information, please contact OCI Customer Service. It is recommended that you have a graphic file—ideally in AI, EPS, or another high-resolution format (300 dpi or higher). If you don't have a digitized file, a setup charge will apply to create one. Be sure to have the PMS color number for each thread required.

When you are ready to order please note:

- OCI Seating is not responsible for low-quality or incorrectly digitized graphic files given to them.
- If the logo is to appear anywhere other than the center of the chair back, please specify its exact offset, both vertically and horizontally.
- Embroidery is not a direct substitute for printing, patches, or heat transfer vinyl lettering. Because embroidery thread is denser and stronger, it may cause puckering on loosely woven fabrics.
- The best results are achieved with firm, tightly woven textiles or vinyl surfaces.

We highly recommend requesting a sample for approval before proceeding with full production.

Trademark Notice: All logos remain the property of their respective owners. OCI Seating does not handle permissions for copyrighted or trademarked logos. Before using, reproducing, or distributing any such logo, you must obtain written consent from the rights holder. Unauthorized use may violate international copyright laws.

Placement Tolerances:  $\pm\frac{1}{2}$ " vertically and  $\pm\frac{1}{4}$ " horizontally.

## 2026 MOMENTUM | Fabric Program

If there are fabrics you don't see listed, please email OCI Seating Customer Service for Grade Information.

Ace	5	Insight	5	Crypton		Chime CV	8
Amuse	8	Jot	6	Acrobat	8	Cordovan EPU	8
Bangle	5	Knack	6	Caravan	6	Cycle	8
Beep	7	Lark	8	Colorloop	8	Dexter Epu	6
Beta	7	Ledge	8	Cover Cloth	5	Dome CV	7
Blueprint	5	Lens	6	Crosswise	8	Endurance Epu	7
Bobby	5	Lineup	6	Faux Felt	6	Eon Epu	8
Boom II	8	Mello	6	Flock	8	Evo EV	5
Build	8	Nestle	2	Hobnob	8	Fidget CV	8
Chit Chat	8	Origin	5	Hum	7	Follow CV	8
Clang	7	Otto	7	Infinity C-Zero	6	Foray	8
Collect	7	Perk	5	Keynote	8	Groove Epu	8
Crespo	2	Piccolo	8	Kit	8	Hyde CV	6
Curl	8	Pip	7	Lute	8	Improv CV	7
Current	6	Piper	8	Marathon C-Zero	6	Jackpot CV	8
Dart	6	Plan	8	Millennium C-Zero	6	Keeper CV	8
Deka	6	Rise	6	Odyssey C-Zero	6	Moguel Epu	6
Ego	2	Scatter	2	Promise	6	Silica	8
Epic	6	Skip	6	Smart Soft	6	Speakeasy CV	8
Expo	5	Slice	6	Sport	8	Spunk CV	8
Float	7	Solace	8	Tradition C-Zero	6	Tanner	6
Free	7	Starfall	6			Textura CV	8
Fuse	5	Stroll	6	Coated Fabrics		Tradewinds CV	8
Glassworks	8	Strut	8	Agora II	8	Tribeca CV	6
Graph	6	Swim	6	Anthology CV	8	Twill Epu	8
Grid	5	Syntax	6	Artisanal Epu	8	Vanguard CV	7
Guild	5	Tack	7	Bravo II	8	Velocity	8
Guru	5	Toggle	5	Beeline Epu	5	Whit Epu	8
Habit	6	Top Talent	7	Canter Epu	5	Witzel CV	8
Hitch	8	Via	6	Cashmere II	8		
Hue	7	Widget	5	Carson CV	2		

## 2026 MAYER | Fabric Program

If there are fabrics you don't see listed, please email OCI Seating Customer Service for Grade Information.

Abbey	7	Elevation	8	Lachlan	8	Porter	5
Adler	4	Embellish	8	Lancaster	4	Prospect	5
All Seasons	4	Enliven	5	Legacy	6	Quattro	4
Amalfi	8+10%	Equal	4	Longhorn	7	Ranchero	4
Ankara	8+10%	Essence	7	Loop	8	Rhythm	7
Annex	8	Etch	4	Ludlow	4	Ripple	8
Antique	6	Explorer	4	Lyric	5	Ritzi	6
Arc	8	Fedora	5	Marathon	3	Rumba	4
Arcade	8+10%	Fenton	6	Matka	6	Ryder	3
Balance	7	Flair	5	Matter	7	Samba	4
Basic	3	Fleck	6	Maverick	5	Sanctuary	5
Belmont	8+10%	Florentino	5	Midway	5	Saxony	3
Botany	8+15%	Foliage	8	Milano	6	Score	7
Caressa	5	Forte	3	Mimic	4	Scout	6
Caspian	7	Foundation 10	5	Mingle	6	Seville	4
Catwalk	7	Fresco	4	Mira	6	Silverweave	7
Centric	8+5%	Function	6	Mode	6	Sketch	6
Channel	5	Furrow	3	Moonscape	5	Sonnet	6
Chaps	6	Fuse	8	Neo	6	Spartan	4
Chequers	8	Gaia	6	Network	6	Splendor	7
Chev	7	Galveston	6	Nexus	5	Stellar	7
Cirque	7	Gatsby	7	Niche	7	Strata	4
Cityscape	8	Gem	4	Nimble	6	Sydney	4
Connect	8+10%	Gravity	8	Noble	4	Sylvan	7
Continuum10	6	Havana	5	Nomad	8	Tango	5
Copa	4	Haven	6	Nook	6	Tellus	7
Cosmos	6	Icon	6	Note	8	Tranquility	8
Cross Check	4	Imprint	4	Odessa	8	Twist	8
Curator	8	Interlace	6	Omega	5	Ultrahide	8
Delano	5	Interlude	4	Optic 10	5	Utopia	7
Delmar	5	Jekyll & Hyde	6	Outback	5	Verona	6
Discovery	8	Jive	4	Palermo II	6	Voyager	8
Divert	4	Kensington	5	Paragon	5	Zip	5
Durango	5	Key Largo	5	Patio	5		
Duraweave	4	Kinetic	6	Plaza	7		
Editor	8	Kinsey	5	Polygon	6		

## 2026 CF STINSON | Fabric Program

If there are fabrics you don't see listed, please email OCI Seating Customer Service for Grade Information.

Ace	6	Roadmap	7	Criss Cross 2.0	5	Oxford 2.0	5
Aero	3	Sarto	8	Discovery	6	Patriot Plus II	4
Ainsley	7	Sequence	5	English Pub	5	Patriot Plus II 2.0	4
Archer	7	Shift	6	Essential	4	Raffia / Raffia 2.0	8
Artisan	6	Shimmy	8	Fizz / Fizz 2.0	6	Rally	5
Baxter	8	Soft Spot	6	Flanders	5	Rialto	5
Bespoke	7	Sprint	5	Frequency	8	Riverstone	7
Blip	5	Square One	6	Frequency 2.0	8	Rogue II	5
Boucle Two Way	8	Stellar	7	Fuse / Fuse 2.0	4	Route	4
Bridge	8	Switchboard	8	Gabby	4	Runway	5
Brit	8			GeoMet	5	Satchel	5
Coastline	6	Vinyl & Non-PVC		Grand Sierra	4	Scout/Scout 2.0	5
Detail	3	Alamo	4	Grand Sierra 2.0	4	Script/Script 2.0	6
Euclid	6	Amplify	4	Grille / Grille 2.0	6	Sentiero	6
Flex	3	Arbor	7	Hopsack	6	Sentry-HC 2.0	5
Graph	8	Ardent	5	Kusari/Kusari 2.0	6	Shantang	5
Gravity	8	Avant	5	Lara	4	Sleek 2.0	5
Hi-Fi	5	Blend	4	Laredo	5	Smoothie 2.0	5
Highlands	6	Box Chain	4	Lattice	4	Stitch in Time	3
Hive	5	Burkshire	5	Level / Level 2.0	7	Strand 2.0	6
Jillian	5	Cassidy/2.0	5	Loophold	7	Stride	6
Kingsman	7	Cesto	6	Loophole 2.0	7	Tendril 2.0	4
Lateral	5	Channel/2.0	6	Matrix	4	Tessuto 2.0	5
Mixed Media	6	Chroma	7	Meteor	8+15%	Tilt	4
Moby	5	Cirque 2.0	8	Mica / Mica 2.0	6	Topography	8
New Hempstead	6	Citadel / 2.0	5	Moccasin	4	Touchstone	5
Olivia	5	Clean Slate	6	Moccasin 2.0	4	Trek	5
Outlander	6	Clean Slate 2.0	6	Montana	4	Vector	7
Pierce	5	Colorguard	4	Montana 2.0	4		
Premier	7	Colorguard 2.0	4	Naugasof	5		
Primavera	8	Connect	5	Nishiki	5		
Profile	3	Connect 2.0	5	Nishiki 2.0	5		
Retrograde	5	Core / Core 2.0	4	Orbit / Orbit 2.0	5		
Riddle	6	Criss Cross	5	Oxford	5		

# SYMPHONY | Reception Seating

## Product Features:

- Engineered Solid Alder Hardwood Frames
- Fixed Seat Cushion With Steel Sinuous Spring Suspension
- High Resilient Long Lasting Polyfoam
- Wood Legs Standard in 18 Finishes
- Chrome, Satin Nickel or Black (3") Legs
- Optional \$150 list
- Front Leg Caster Optional
- Tablet Arm Option Available with Side Stow
- 300 LB Test Rating

## OCI Seating Finishes:

Mahogany, Summit Cherry, Dark Cherry, Clear Maple, Pacific Cherry, OFS Cherry, Summit Maple, OCI Jade, OCI Espresso, Walnut, Cognac, OCI Light Cherry, Black Lacquer, Cl Honey, Cl Cherry, OCI Café, Slate Grey & Smoke Grey

Optional Power Unit consists of 1 power module, 1 USB & 1 USB-C port. Six foot power cord is standard. Silver flush mounted cover plate. Units will be located on right front as seated unless otherwise specified.



Refer to page 7 for OCI SEATING Freight Program.

Model	Description	FABRIC / LEATHER GRADES									
		1 COM	2	3 COL	4	5	6	7	8	L1	L2
500	Club Chair Seat: 22 W x 21.5 D Seat Height: 19 Arm Height: 26 COM: 4 yds. Carton: 24 Cu. Ft. Ship Weight: 62 lbs.	2065	2150	2305	2410	2570	2725	2830	2990	2620	3145
502	Love Seat 57.5 W x 34 D x 34 H Seat: 48 W x 21.5 D Seat Height: 19 Arm Height: 26 COM: 6 yds. Carton: 43 Cu. Ft. Ship Weight: 99 lbs.	2980	2745	2860	3035	3220	3430	3665	3850	3350	4555
503	Sofa 79.5 W x 34 D x 34 H Seat: 70 W x 21.5 D Seat Height: 19 Arm Height: 26 COM: 8 yds. Carton: 58 Cu. Ft. Ship Weight: 122 lbs.	3730	4075	4165	4390	4645	4945	5265	5500	4740	6315

## Optional / Upgrades

- |  |            |  |
|--|------------|--|
| -Solid Wood Tablet Arm with Side Stow            | \$650 List | <ul style="list-style-type: none"> <li>• When combining different grade fabric, use the higher grade.</li> <li>• When combining fabric of the same grade, Two Tone \$95 List.</li> <li>• Custom wood finishes upon request - add \$375 Net per color.</li> </ul> |
| -500C - Front Caster Option                      | \$150 List |  |
| -500CL - Chrome, Satin Nickel or Black (3") Legs | \$150 List |  |
| -Contrasting Welt                                | \$125 List |  |
| -Power Unit                                      | \$495 List |  |

# FLAIR | Reception Seating

## Product Features:

- Engineered Solid Alder Hardwood Frames
- Fixed Seat Cushion With Steel Sinuous Spring Suspension
- High Resilient Long Lasting Polyfoam
- Wood Legs Standard in 18 Finishes
- Chrome Legs Optional
- 300 LB Test Rating

## OCI Seating Finishes:

Mahogany, Summit Cherry, Dark Cherry, Clear Maple, Pacific Cherry, OFS Cherry, Summit Maple, OCI Jade, OCI Espresso, Walnut, Cognac, OCI Light Cherry, Black Lacquer, CI Honey, CI Cherry, OCI Café, Slate Grey & Smoke Grey

Optional Power Unit consists of 1 power module, 1 USB & 1 USB-C port. Six foot power cord is standard. Silver flush mounted cover plate. Units will be located on right front as seated unless otherwise specified.



Refer to page 7 for OCI SEATING Freight Program.

Model	Description	FABRIC / LEATHER GRADES									
		1 COM	2	3 COL	4	5	6	7	8	L1	L2
510	Club Chair 31.25 W x 30 D x 30.5 H Seat: 21.5 W x 20.25 D Seat Height: 19.25 Arm Height: 25.75 COM: 4 yds. Carton: 24 Cu. Ft. Ship Weight: 64 lbs.	2310	2480	2575	2695	2830	2995	3125	3255	3045	3885
512	Love Seat 54 W x 30 D x 30.5 H Seat: 44.25 W x 20.25 D Seat Height: 19.25 Arm Height: 25.75 COM: 6 yds. Carton: 43 Cu. Ft. Ship Weight: 99 lbs.	3295	3560	3700	3875	4060	4295	4610	4740	4240	5395
513	Sofa 76.5 W x 31 D x 30.5 H Seat: 66 W x 20.25 D Seat Height: 19.25 Arm Height: 25.75 COM: 7.5 yds. Carton: 58 Cu. Ft. Ship Weight: 121 lbs.	4010	4355	4485	4740	4970	5265	5585	5825	5270	6740

## Optional / Upgrades

-510CL - Chrome Legs	\$150 List	<ul style="list-style-type: none"> <li>• When combining different grade fabric, use the higher grade.</li> <li>• When combining fabric of the same grade, Two Tone \$95 List.</li> <li>• Custom wood finishes upon request - add \$375 Net per color.</li> </ul>
-Contrasting Welt	\$125 List	
-Power Unit	\$495 List	

# EDGE | Reception Seating

**Product Features:**

- Engineered Solid Alder Hardwood Frames
- Fixed Seat Cushion With Steel Sinuous Spring Suspension
- High Resilient Long Lasting Polyfoam
- Wood Legs Standard in 18 Finishes
- Chrome Legs Optional
- 300 LB Test Rating

**OCI Seating Finishes:**

Mahogany, Summit Cherry, Dark Cherry, Clear Maple, Pacific Cherry, OFS Cherry, Summit Maple, OCI Jade, OCI Expresso, Walnut, Cognac, OCI Light Cherry, Black Lacquer, CI Honey, CI Cherry, OCI Café, Slate Grey & Smoke Grey



Refer to page 7 for OCI SEATING Freight Program.

Model	Description	FABRIC / LEATHER GRADES									
		1 COM	2	3 COL	4	5	6	7	8	L1	L2
540	Club Chair 32.5 W x 30.5 D x 31 H Seat: 23 W x 20.25 D Seat Height: 19 Arm Height: 25.25 COM: 3.75 yds. Carton: 24 Cu. Ft. Ship Weight: 64 lbs.	2275	2445	2540	2660	2795	2960	3090	3220	3010	3745
542	Love Seat 55 W x 30.5 D x 31 H Seat: 45 W x 20.25 D Seat Height: 19 Arm Height: 25.25 COM: 6 yds. Carton: 43 Cu. Ft. Ship Weight: 95 lbs.	3205	3470	3610	3785	3970	4150	4440	4565	4150	5305
543	Sofa 78.25 W x 30.5 D x 31 H Seat: 68 W x 20.25 D Seat Height: 19 Arm Height: 25.25 COM: 7.5 yds. Carton: 58 Cu. Ft. Ship Weight: 117 lbs.	3905	4220	4320	4590	4800	5060	5370	5585	5165	6635
544	Ottoman 20 W x 20 D x 16 H COM: 1.25 yds. Carton: 5.5 Cu. Ft. Ship Weight: 25 lbs.	1290	1345	1395	1465	1555	1580	1635	1660	NA	1815

**Optional / Upgrades**

-540CL Chrome Legs

\$150 List

- When combining different grade fabric, use the higher grade.
- When combining fabric of the same grade, Two Tone \$95 List.
- Custom wood finishes upon request - add \$375 Net per color.

# TUX | Reception Seating

## Product Features:

- Engineered Solid Alder Hardwood Frames
- Separate Seat Cushion With Steel Sinuous Spring Suspension
- High Resilient Long Lasting Polyfoam
- Standard Chrome, Silver, Black Leg Option
- Sleek New Leg Design
- Tablet Arm Option Available with Side Stow
- 300 LB Test Rating



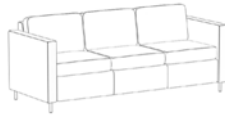
## OCI Seating Finishes:

Mahogany, Summit Cherry, Dark Cherry, Clear Maple, Pacific Cherry, OFS Cherry, Summit Maple, OCI Jade, OCI Espresso, Walnut, Cognac, OCI Light Cherry, Black Lacquer, CI Honey, CI Cherry, OCI Café, Slate Grey & Smoke Grey

Optional Power Unit consists of 1 power module, 1 USB & 1 USB-C port. Six foot power cord is standard. Silver flush mounted cover plate. Units will be located on right front as seated unless otherwise specified.



Refer to page 7 for OCI SEATING Freight Program.

Model	Description	FABRIC / LEATHER GRADES									
		1 COM	2	3 COL	4	5	6	7	8	L1	L2
560	 <p>Club Chair 31 W x 30.5 D x 33.5 H Seat: 23.25 W x 20.5 D Seat Height: 18 Arm Height: 27 COM: 5 yds. Carton: 24 Cu. Ft. Ship Weight: 70 lbs.</p>	2330	2520	2620	2740	2885	3050	3200	3330	3120	4485
562	 <p>Love Seat 56.25 W x 30.5 D x 33.5 H Seat: 48.5 W x 20.5 D Seat Height: 18 Arm Height: 27 COM: 7.5 yds. Carton: 43 Cu. Ft. Ship Weight: 112 lbs.</p>	3930	4275	4405	4660	4890	5185	5505	5745	5190	6555
563	 <p>Sofa 78.5 W x 30.5 D x 33.5 H Seat: 70.5 W x 20.5 D Seat Height: 18 Arm Height: 27 COM: 10 yds. Carton: 58 Cu. Ft. Ship Weight: 137 lbs.</p>	4700	5200	5305	5595	5885	6065	6485	6795	6590	8060

## Optional / Upgrades

- Choose from Chrome or Black Leg Option
- Solid Wood Tablet Arm with Side Stow
- Power Unit

No Charge  
\$650 List  
\$495 List

- When combining different grade fabric, use the higher grade.
- When combining fabric of the same grade, Two Tone \$95 List.

# IMPERIAL | Reception Seating

## Product Features:

- Engineered Solid Alder Hardwood Frames
- Fixed Seat Cushion With Steel Sinuous Spring Suspension
- High Resilient Long Lasting Polyfoam
- Wood Legs Standard in 18 Finishes
- Tablet Arm Option Available with Side Stow
- Choose From Plain Back or Two Different Sewing Patterns (CS-Cross Stitch or HS-Horizontal Stitch)
- 300 LB Test Rating



## OCI Seating Finishes:

Mahogany, Summit Cherry, Dark Cherry, Clear Maple, Pacific Cherry, OFS Cherry, Summit Maple, OCI Jade, OCI Espresso, Walnut, Cognac, OCI Light Cherry, Black Lacquer, CI Honey, CI Cherry, OCI Café, Slate Grey & Smoke Grey

Optional Power Unit consists of 1 power module, 1 USB & 1 USB-C port. Six foot power cord is standard. Silver flush mounted cover plate. Units will be located on right front as seated unless otherwise specified.



Refer to page 7 for OCI SEATING Freight Program.

Model	Description	FABRIC / LEATHER GRADES									
		1 COM	2	3 COL	4	5	6	7	8	L1	L2
570	 <p>Club Chair 30.5 W x 31.75 D x 36 H Seat: 21.75 W x 20 D Seat Height: 19 Arm Height: 26 COM: 4.25 yds. Carton: 24 Cu. Ft. Ship Weight: 65 lbs.</p>	2515	2685	2780	2900	3035	3200	3330	3460	3250	4090
572	 <p>Love Seat 64 W x 31.75 D x 36 H Seat: 55 W x 20 D Seat Height: 19 Arm Height: 26 COM: 7 yds. Carton: 43 Cu. Ft. Ship Weight: 107 lbs.</p>	3555	3870	3970	4240	4450	4710	5020	5235	4815	6075

## Optional / Upgrades

- Solid Wood Tablet Arm with Side Stow
- Power Unit

\$650 List  
\$495 List

- When combining different grade fabric, use the higher grade.
- When combining fabric of the same grade, Two Tone \$95 List.
- Custom wood finishes upon request - add \$375 Net per color.

# TAHOE | Reception Seating

## Product Features:

- Engineered Solid Alder Hardwood Frames
- Fixed Seat Cushion With Steel Sinuous Spring Suspension
- High Resilient Long Lasting Polyfoam
- Chrome, or Satin Nickel Leg Standard
- Mobile Front Caster Option with Satin Nickel Back Handle
- Tablet Arm Option Available with Side Stow
- 300 LB Test Rating



## OCI Seating Finishes:

Mahogany, Summit Cherry, Dark Cherry, Clear Maple, Pacific Cherry, OFS Cherry, Summit Maple, OCI Jade, OCI Espresso, Walnut, Cognac, OCI Light Cherry, Black Lacquer, CI Honey, CI Cherry, OCI Café, Slate Grey & Smoke Grey

Optional Power Unit consists of 1 power module, 1 USB & 1 USB-C port. Six foot power cord is standard. Silver flush mounted cover plate. Units will be located on right front as seated unless otherwise specified.



Refer to page 7 for OCI SEATING Freight Program.

Model	Description	FABRIC / LEATHER GRADES									
		1 COM	2	3 COL	4	5	6	7	8	L1	L2
590	 <p>Club Chair 31.5 W x 31 D x 33.5 H Seat: 22.75 W x 21.25 D Seat Height: 19 Arm Height: 25.24 COM: 4.25 yds. Carton: 24 Cu. Ft. Ship Weight: 73 lbs.</p>	2085	2180	2275	2395	2530	2695	2825	2955	2800	3585
592	 <p>Love Seat 64 W x 31.75 D x 36 H Seat: 55 W x 20 D Seat Height: 19 Arm Height: 25.24 COM: 6.75 yds. Carton: 43 Cu. Ft. Ship Weight: 107 lbs.</p>	3335	3650	3750	4020	4230	4490	4800	5015	4595	5855

## Optional / Upgrades

-Choose from Chrome or Satin Nickel Legs	No Charge	<ul style="list-style-type: none"> <li>• When combining different grade fabric, use the higher grade.</li> <li>• When combining fabric of the same grade, Two Tone \$95 List.</li> </ul>
-Solid Wood Tablet Arm with Side Stow	\$650 List	
-590 Mobile with Front Casters & Satin Nickel Back Handle	\$370 List	
-Power Unit	\$495 List	

# HARMONY | Reception Seating

**Product Features:**



- Engineered Solid Alder Hardwood Frames
- Fixed Seat Cushion With Steel Sinuous Spring Suspension
- High Resilient Long Lasting Polyfoam
- Standard Black Wood Legs
- Chrome or Satin Nickel Legs Optional
- Tablet Arm Option Available with Side Stow
- 300 LB Test Rating

**OCI Seating Finishes:**

Mahogany, Summit Cherry, Dark Cherry, Clear Maple, Pacific Cherry, OFS Cherry, Summit Maple, OCI Jade, OCI Expresso, Walnut, Cognac, OCI Light Cherry, Black Lacquer, CI Honey, CI Cherry, OCI Café, Slate Grey & Smoke Grey



Refer to page 7 for OCI SEATING Freight Program.

Model	Description	FABRIC / LEATHER GRADES									
		1 COM	2	3 COL	4	5	6	7	8	L1	L2
610 31.5 W x 30 D x 31.5 H 	Club Chair Seat: 19.25 W x 20.25 D Seat Height: 19 Arm Height: 23.5 COM: 3.75 yds. Carton: 24 Cu. Ft. Ship Weight: 70 lbs.	1855	2025	2120	2240	2375	2540	2670	2800	NA	3430
613 	Sofa 75.25 W x 30 D x 31.25 H Seat: 55 W x 20.25 D Seat Height: 19 Arm Height: 23.5 COM: 7 yds. Carton: 43 Cu. Ft. Ship Weight: 153 lbs.	4070	4385	4485	4755	4965	5225	5535	5750	NA	6710

**Optional / Upgrades**

- |  |            |  |
|--|------------|--|
| -Solid Wood Tablet Arm with Side Stow<br>(Includes Alteration to Arms) | \$900 List | <ul style="list-style-type: none"> <li>• When combining different grade fabric, use the higher grade.</li> <li>• When combining fabric of the same grade, Two Tone \$95 List.</li> </ul> |
| -Chrome or Satin Nickel Leg Option - 610CL                             | \$200 List |  |
| -Optional Wood Leg Finishes  | \$200 List |  |

# TUX LITE | Reception Seating

## Product Features:

- Engineered Solid Alder Hardwood Frames
- Fixed Seat Cushion With Steel Sinuous Spring Suspension
- High Resilient Long Lasting Polyfoam
- Standard Brushed Silver Legs
- Wood Legs in 18 Finishes Optional
- Chrome Sled Base Optional
- Tablet Arm Option Available with Side Stow
- 300 LB Test Rating


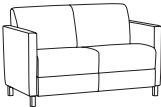
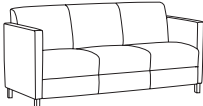
## OCI Seating Finishes:

Mahogany, Summit Cherry, Dark Cherry, Clear Maple, Pacific Cherry, OFS Cherry, Summit Maple, OCI Jade, OCI Espresso, Walnut, Cognac, OCI Light Cherry, Black Lacquer, CI Honey, CI Cherry, OCI Café, Slate Grey & Smoke Grey

Optional Power Unit consists of 1 power module, 1 USB & 1 USB-C port. Six foot power cord is standard. Silver flush mounted cover plate. Units will be located on right front as seated unless otherwise specified.



Refer to page 7 for OCI SEATING Freight Program.

Model	Description	FABRIC / LEATHER GRADES									
		1 COM	2	3 COL	4	5	6	7	8	L1	L2
710 	Club Chair 28.5 W x 30 D x 34.25 H Seat: 22.25 W x 20.75 D Seat Height: 18.5 Arm Height: 26.75 COM: 4 yds. Carton: 24 Cu. Ft. Ship Weight: 68 lbs.	1860	2070	2175	2280	2440	2590	2700	2860	NA	3150
712 	Love Seat 55 W x 30 D x 34.25 H Seat: 47.75 W x 20.75 D Seat Height: 18.5 Arm Height: 26.75 COM: 5.5 yds. Carton: 43 Cu. Ft. Ship Weight: 106 lbs.	3260	3525	3655	3815	3995	4205	4365	4520	NA	5045
713 	Sofa 72.75 W x 30 D x 34.25 H Seat: 65.75 W x 20.75 D Seat Height: 18.5 Arm Height: 26.75 COM: 7 yds. Carton: 97 Cu. Ft. Ship Weight: 125 lbs.	4120	4410	4595	4850	5080	5375	5695	5935	NA	6510

## Optional / Upgrades

- Solid Wood Tablet Arm with Side Stow
- Wood Leg Option
- Power Unit

\$650 List  
\$200 List  
\$495 List

- When combining different grade fabric, use the higher grade.
- When combining fabric of the same grade, Two Tone \$95 List.
- Custom wood finishes upon request - add \$275 Net per color.



Product Features:

- Lounge, Love Seat and Sofa Models
- 6" raised legs allow for easy cleaning
- Complementing tables available
- Metal Base available in Chrome, Silver and Black
- Wood Tablet Option available in solid wood
- Power Unit Option available
- Starting List Price \$2,215
- 300 LB Test Rating

Standard Metal Base Finishes:

- C - Chrome
- S - Silver

Optional Metal Base Finish:

- B - Black \$175 List

Optional / Upgrades

- Solid Wood Tablet Arm with Side Stow \$600 List
- Power Unit (1 USB, 1 USB-C & 1 Plug) \$450 List
- Cup Holder \$250 List

Refer to page 7 for OCI Seating Freight Program.

Refer to terms and conditions for general information regarding fabrics, finishes, warranty, freight, complete condition of sales and more.

Effective Date: 06/01/2026 | ociseating.com

# MASSO | Reception Seating

**Product Features:**

- Lounge, Love Seat and Sofa Models
- 6" raised legs allow for easy cleaning
- Complementing tables available
- Metal Base available in Chrome, Silver and Black
- Wood Tablet Option available in solid wood
- Power Unit Option available
- Starting List Price \$2,215
- 300 LB Test Rating

**Standard Metal Base Finishes:**



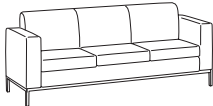
- C - Chrome
- S - Silver

**Optional Metal Base Finish:**

- B - Black - \$175 List



Refer to page 7 for OCI SEATING Freight Program.

Model	Description	FABRIC / LEATHER GRADES								
		1 COM	2	3 COL	4	5	6	7	8	L2
2001 	Lounge Chair 35 W x 32 D x 34 H Seat: 22 W x 20.5 D Seat Height: 17.5 Arm Height: 27.5 COM: 4.25 yds. Carton: 25 Cu. Ft. Ship Weight: 95 lbs.	2215	2400	2530	2615	2770	2900	3030	3190	3890
2002 	Love Seat 61 W x 32 D x 34 H Seat: 48 W x 20.5 D Seat Height: 17.5 Arm Height: 27.5 COM: 6 yds. Carton: 44 Cu. Ft. Ship Weight: 118 lbs.	3325	3590	3730	3905	4090	4270	4560	4685	6155
2003 	Sofa 82 W x 32 D x 34 H Seat: 69 W x 20.5 D Seat Height: 17.5 Arm Height: 27.5 COM: 7.75 yds. Carton: 58 Cu. Ft. Ship Weight: 140 lbs.	4255	4620	4730	5020	5295	5590	5885	6200	7930

**Optional / Upgrades**

- Solid Wood Tablet Arm with Side Stow \$650 List
- Power Unit 1 USB, 1 USB-C & 1 Plug) \$495 List
- Cup Holder \$250 List

- When combining different grade fabric, use the higher grade.
- When combining fabric of the same grade, Two Tone \$95 List.

# MASSO LITE | Reception Seating



---

## Product Features:

---

- Lounge, love seat and sofa models
- 6" raised legs allow for easy cleaning
- Accompanying tables available
- Metal base available in chrome, silver and black
- Optional solid wood tablet arm with side stow available
- Optional power unit available
- Optional cup holder available
- Starting list price \$2,030 COM/Grade 1
- 300 lb. Test Rating

### Standard Metal Base Finishes:

- C - Chrome
- S - Silver

### Optional Metal Base Finish:

- B - Black \$175 List

### Optional / Upgrades

---

- Solid wood tablet arm with side stow \$650 List
- Power unit (1 USB, 1 USB-C & 1 plug) \$495 List
- Cup holder \$250 List

Refer to page 7 for OCI Seating Freight Program.

Refer to terms and conditions for general information regarding fabrics, finishes, warranty, freight, complete condition of sales and more.

Effective Date: 06/01/2026 | [ociseating.com](http://ociseating.com)

# MASSO LITE | Reception Seating

**Product Features:**

- Lounge, love seat and sofa models
- 6" raised legs allow for easy cleaning
- Accompanying tables available
- Metal base available in chrome, silver and black
- Optional solid wood tablet arm with side stow
- Optional power unit available
- Starting list price \$2,030 COM/Grade 1
- Optional cup holder
- 300 lb. test rating

**Standard Metal Base Finishes:**


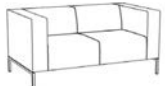
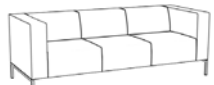
- C - Chrome
- S - Silver

**Optional Metal Base Finish:**

- Black - \$175 List



Refer to page 7 for OCI SEATING Freight Program.

Model	Description	FABRIC / LEATHER GRADES								
		1 COM	2	3 COL	4	5	6	7	8	L2
2401 	Lounge Chair 35 W x 32 D x 27.5 H Seat: 22 W x 20.5 D Seat Height: 17.5 Arm Height: 27.5 COM: 4.25 yds. Carton: 25 Cu. Ft. Ship Weight: 95 lbs.	2030	2210	2340	2400	2575	2700	2830	2985	3675
2402 	Love Seat 61 W x 32 D x 27.5 H Seat: 48 W x 20.5 D Seat Height: 17.5 Arm Height: 27.5 COM: 6 yds. Carton: 44 Cu. Ft. Ship Weight: 118 lbs.	3120	3390	3535	3715	3905	4090	4390	4520	6035
2403 	Sofa 82 W x 32 D x 34 H Seat: 69 W x 27.5 D Seat Height: 17.5 Arm Height: 27.5 COM: 7.75 yds. Carton: 58 Cu. Ft. Ship Weight: 140 lbs.	3995	4370	4485	4785	5065	5370	5865	6000	7780

**Optional / Upgrades**

- Solid wood tablet arm with side stow \$650 List
- Power unit 1 USB, 1 USB-C & 1 plug) \$495 List
- Cup holder \$250 List

- When combining different grade fabric, use the higher grade.
- When combining fabric of the same grade, Two Tone \$95 List.



Product Features:

- Square, Round and Rectangular top shapes
- Designed to coordinate with Masso Seating Line
- Laminate and Veneer top material options
- Laminate and Veneer tops are .75" thick
- Laminate available in 6 standard colors
- For custom Laminate or Veneer options pre-approval is required, please contact customer service
- Veneer available in all standard OCI finishes on Maple. Please refer to our website for current veneer colors
- Laminate top finishes come standard with matching PVC edge color
- For veneer tops, edge will match top finish color, unless specified
- Square metal legs available in 3 finishes Chrome, Silver and Black
- All dimensions are nominal
- Tables available in 17" and 20" heights
- Refer to terms and conditions for general information, finishes, warranty, freight and complete terms and condition of sales and more.

OCI Seating Finishes:

Mahogany, Summit Cherry, Dark Cherry, Pacific Cherry, OFS Cherry, OCI Jade, OCI Espresso, Walnut, Cognac, OCI Light Cherry, Black Lacquer, CI Cherry, OCI Café, Natural Beech, Slate Grey & Smoke Grey

OCI Laminate Finishes: (Occasional Tables)

White, Fog, Black, Bleached Legno, Millennium Oak & Weatherd Ash

Standard Metal Leg Finishes:

- C - Chrome
- S - Silver

Optional Metal Leg Finish:

- B - Black \$175 List

Standard Laminate Finishes:

- White
- Black
- Fog
- Bleached Legno
- Millennium Oak
- Weathered Ash

Optional / Upgrades

For Custom Laminate or Custom Finish on Veneer  
Please call for Special Pricing

Refer to page 7 for OCI Seating Freight Program.

# MASSO | Occasional Tables

## Product Features:

- Square, Round and Rectangular top shapes
- Designed to coordinate with Masso Seating Line
- Laminate and Veneer top material options
- Laminate and Veneer tops are .75" thick
- Laminate available in 6 standard colors
- For custom Laminate or Veneer options pre-approval is required.  
Please contact customer service.
- Veneer available in all standard OCI finishes on Maple.  
Please refer to our website for current veneer colors
- Standard laminate top finishes comes standard with matching PVC edge color
- For veneer tops, edge will match top finish color, unless specified
- Square metal legs available in 3 finishes Chrome, Silver and Black
- All dimensions are nominal

- Tables available in 17" and 20" heights
- Refer to terms and conditions for general information, finishes, warranty, freight and complete terms and condition of sales and more.

## Standard Metal Leg Finishes:

- C - Chrome
- S - Silver

## Optional Metal Leg Finish:

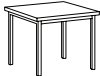


- B - Black - \$175 List

## Standard Laminate Finishes:

- White
- Black
- Fog
- Bleached Legno
- Millennium Oak
- Weathered Ash



Refer to page 7 for OCI SEATING Freight Program.

Table Shape	Model	Description	Laminate	Veneer
	TMK222217	22 W x 22 D x 17 H Ship Weight: 16 lbs. Carton: 8 Cu. Ft.	1090	1190
	TMK222220	22 W x 22 D x 20 H Ship Weight: 18 lbs. Carton: 8 Cu. Ft.	1105	1210
	TMK303017	30 W x 30 D x 17 H Ship Weight: 30 lbs. Carton: 14 Cu. Ft.	1345	1460
	TMK303020	30 W x 30 D x 20 H Ship Weight: 32 lbs. Carton: 14 Cu. Ft.	1370	1485
	TMK2217	22 Dia x 17 H Ship Weight: 16 lbs. Carton: 8 Cu. Ft.	1140	1245
	TMK2220	22 Dia x 20 H Ship Weight: 18 lbs. Carton: 8 Cu. Ft.	1205	1315
	TMK3017	30 Dia x 17 H Ship Weight: 30 lbs. Carton: 14 Cu. Ft.	1710	1875
	TMK3020	30 Dia x 20 H Ship Weight: 32 lbs. Carton: 14 Cu. Ft.	1545	1890
	TMK482017	48 W x 20 D x 17 H Ship Weight: 35 lbs. Carton: 14.6 Cu. Ft.	1455	1600

## Optional / Upgrades

For Custom Laminate or Custom Finish on Veneer  
Please call for Special Pricing

Refer to terms and conditions for general information regarding fabrics, finishes, warranty, freight, complete condition of sales and more.

Effective Date: 06/01/2026 | ociseating.com



Product Features:

- Lounge, Extended Lounge, Love Seat and Sofa in Arm and Armless Models
- 8" raised legs allow for easy cleaning
- Signature Metal Legs available in Chrome, Silver and Black
- Solid Wood Tablet Arm Option available for both Arm and Armless models. Tablet Arm Side Stow feature available on Arm Models only.
- Power Unit 1 USB, 1 USB-C & 1 Plug)
- 300 LB Test Rating

Standard Metal Leg Finishes:

- C - Chrome
- S - Silver

Optional Metal Leg Finish:

- B - Black \$100 List

Optional / Upgrades

- Solid Wood Tablet Arm with Side Stow (Tablet Side Stow feature available on Arm Models Only) \$600 List
- Power Unit 1 USB, 1 USB-C & 1 Plug) \$450 List

Refer to page 7 for OCI Seating Freight Program.

Refer to terms and conditions for general information regarding fabrics, finishes, warranty, freight, complete condition of sales and more.

Effective Date: 06/01/2026 | ociseating.com

# INSTINT | Reception Seating

**Product Features:**

- Lounge, Extended Lounge, Love Seat and Sofa in Arm and Armless Models
- 8" raised legs allow for easy cleaning
- Signature Metal Legs available in Chrome, Silver and Black
- Wood Tablet Option available for both Arm and Armless Models. Tablet Side Stow feature available on Arm Models only.

- Power Unit Option (2 USB, 1 Plug)
- 300 LB Test Rating

**Standard Metal Leg Finishes:**




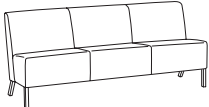
- C - Chrome
- S - Silver

**Optional Metal Leg Finish:**

- B - Black - \$100 List



Refer to page 7 for OCI SEATING Freight Program.

Model	Description	FABRIC / LEATHER GRADES								
		1 COM	2	3 COL	4	5	6	7	8	L2
2200 	Lounge Chair Armless 22 W x 30 D x 32 H Seat: 22 W x 20 D Seat Height: 17.5 COM: 2 yds. Col: 33 Sq. Ft. Carton: 17.5 Cu. Ft. Ship Weight: 41 lbs.	1790	1875	1950	2055	2160	2230	2340	2450	3155
2201 	Lounge Chair Extended Seat Armless 28 W x 30 D x 32 H Seat: 28 W x 20 D Seat Height: 17.5 COM: 2.25 yds. Col: 43 Sq. Ft. Carton: 23.5 Cu. Ft. Ship Weight: 45 lbs.	1890	1975	2050	2155	2260	2330	2440	2550	3255
2202 	Love Seat Armless 49 W x 30 D x 32 H Seat: 49 W x 20 D Seat Height: 17.5 COM: 3.5 yds. Col: 69 Sq. Ft. Carton: 36 Cu. Ft. Ship Weight: 72 lbs.	2465	2635	2730	2850	2985	3150	3280	3410	4565
2203 	Sofa Armless 70 W x 30 D x 32 H Seat: 70 W x 20 D Seat Height: 17.5 COM: 5 yds. Col: 104 Sq. Ft. Carton: 51 Cu. Ft. Ship Weight: 88 lbs.	3160	3360	3505	3790	3995	4205	4525	4835	5785

**Optional / Upgrades**

- Solid Wood Tablet with Telescopic Pole
- Power Unit 1 USB, 1 USB-C & 1 Plug)

\$650 List  
\$495 List

- When combining different grade fabric, use the higher grade.
- When combining fabric of the same grade, Two Tone \$95 List.

# INSTINT | Reception Seating

**Product Features:**

- Lounge, Extended Lounge, Love Seat and Sofa in Arm and Armless Models
- 8" raised legs allow for easy cleaning
- Signature Metal Legs available in Chrome, Silver and Black
- Wood Tablet Option available for both Arm and Armless Models. Tablet Side Stow feature available on Arm Models only.

- Power Unit Option (2 USB, 1 Plug)
- 300 LB Test Rating

**Standard Metal Leg Finishes:**




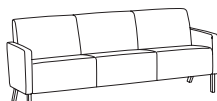
- C - Chrome
- S - Silver

**Optional Metal Leg Finish:**

- B - Black - \$100 List



Refer to page 7 for OCI SEATING Freight Program.

Model	Description	FABRIC / LEATHER GRADES								
		1 COM	2	3 COL	4	5	6	7	8	L2
2210	Lounge Chair Arms Seat: 22 W x 20 D Seat Height: 17.5 COM: 3.75 yds. Col: 74 Sq. Ft. Carton: 19 Cu. Ft. Ship Weight: 48 lbs.	2000	2170	2265	2385	2520	2685	2790	2945	3575
										
2211	Lounge Chair Extended Seat Arms 33 W x 30 D x 32 H Seat: 28 W x 20 D Seat Height: 17.5 COM: 4 yds. Col: 79 Sq. Ft. Carton: 26.5 Cu. Ft. Ship Weight: 52 lbs.	2100	2285	2390	2520	2655	2835	2990	3200	3990
										
2212	Love Seat Arms 54 W x 30 D x 32 D Seat: 49 W x 20 D Seat Height: 17.5 COM: 5.5 yds. Col: 110 Sq. Ft. Carton: 39 Cu. Ft. Ship Weight: 79 lbs.	2670	2925	3065	3240	3425	3660	3975	4105	4980
										
2213	Sofa Arms 75 W x 30 D x 32 H Seat: 70 W x 20 D Seat Height: 17.5 COM: 7 yds. Col: 145 Sq. Ft. Carton: 54 Cu. Ft. Ship Weight: 95 lbs.	3345	3690	3820	4075	4305	4600	4920	5160	6810
										

**Optional / Upgrades**

- |                                       |            |  |
|---------------------------------------|------------|--|
| -Solid Wood Tablet Arm with Side Stow | \$650 List | <ul style="list-style-type: none"> <li>• When combining different grade fabric, use the higher grade.</li> <li>• When combining fabric of the same grade, Two Tone \$95 List.</li> </ul> |
| -Power Unit 1 USB, 1 USB-C & 1 Plug)  | \$495 List |  |



Product Features:

---

- Lounge, Love Seat and Sofa Models
- 8" raised legs allow for easy cleaning
- Complementing tables available
- Metal Legs available in Chrome, Silver and Black
- Power Unit Option available
- Starting List Price \$1,995
- 300 LB Test Rating

Standard Metal Base Finishes:

- C - Chrome
- S - Silver

Optional Metal Base Finish:

- B - Black \$100 List

Optional / Upgrades

---

- Power Unit (1 USB, 1 USB-C & 1 Plug) \$495 List

Refer to page 7 for OCI Seating Freight Program.

Refer to terms and conditions for general information regarding fabrics, finishes, warranty, freight, complete condition of sales and more.

Effective Date: 06/01/2026 | ociseating.com

# BREEZE | Reception Seating

**Product Features:**

- Lounge, Love Seat and Sofa Models
- 8" raised legs allow for easy cleaning
- Complementing tables available
- Metal Legs available in Chrome, Silver and Black
- Power Unit Option available
- Starting List Price \$1,995
- 300 LB Test Rating

**Standard Metal Base Finishes:**


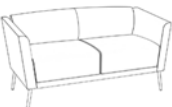
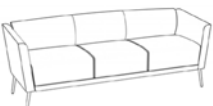
- C - Chrome
- S - Silver

**Optional Metal Base Finish:**

- B - Black - \$100 List



Refer to page 7 for OCI SEATING Freight Program.

Model	Description	FABRIC / LEATHER GRADES								
		1 COM	2	3 COL	4	5	6	7	8	L2
2301 	Lounge Chair 32 W x 24 D x 28 H Seat: 24 W x 20.5 D Seat Height: 17.5 Arm Height: 26.5 COM: 4.25 yds. Carton: 26.5 Cu. Ft. Ship Weight: 55 lbs.	1995	2170	2270	2395	2535	2705	2810	2970	3620
2302 	Love Seat 53 W x 24 D x 28 H Seat: 45 W x 20.5 D Seat Height: 17.5 Arm Height: 26.5 COM: 6 yds. Carton: 44 Cu. Ft. Ship Weight: 85 lbs.	3335	3605	3750	3930	4120	4365	4690	4820	5715
2303 	Sofa 74 W x 24 D x 28 H Seat: 60 W x 20.5 D Seat Height: 17.5 Arm Height: 26.5 COM: 7.75 yds. Carton: 58 Cu. Ft. Ship Weight: 95 lbs.	4180	4535	4670	4935	5170	5475	5805	6050	7755

**Optional / Upgrades**

-Power Unit - 1 USB, 1 USB-C & 1 Plug

\$495 List

- When combining different grade fabric, use the higher grade.
- When combining fabric of the same grade, Two Tone \$95 List.

\* Please be advised, to help avoid damage to Breeze units shipped in cartons we ship the chairs without the legs installed. Necessary hardware is included.

Refer to terms and conditions for general information regarding fabrics, finishes, warranty, freight, complete condition of sales and more.

Effective Date: 06/01/2026 | ociseating.com



Product Features:

- Square and Rectangular top shapes
- Designed to coordinate with Breeze Seating Line
- Laminate and Veneer top material options
- .75" Thick Laminate and Veneer tops with exposed plywood edge
- Laminate available in 6 standard colors with clear coat finish exposed plywood edge
- For custom Laminate or Veneer options pre-approval is required Please contact customer service
- Veneer available in all standard OCI finishes on Maple. Please refer to our website for current veneer colors
- For veneer tops, edge will match top finish color, unless specified
- Metal legs available in 3 finishes Chrome, Silver and Black
- All dimensions are nominal
- Tables are 17" height
- Refer to terms and conditions for general information, finishes, warranty, freight, sales and more

OCI Seating Finishes:

Mahogany, Summit Cherry, Dark Cherry, Pacific Cherry, OFS Cherry, OCI Jade, OCI Espresso, Walnut, Cognac, OCI Light Cherry, Black Lacquer, CI Cherry, OCI Café, Natural Beech, Slate Grey & Smoke Grey

OCI Laminate Finishes: (Occasional Tables)

White, Fog, Black, Bleached Legno, Millennium Oak & Weatherd Ash



Breeze Exposed Plywood Knife Edge

Standard Metal Leg Finishes:

- C - Chrome
- S - Silver

Optional Metal Leg Finish:

- B - Black - \$175 List

Standard Laminate Finishes:

- White
- Black
- Fog
- Bleached Legno
- Millennium Oak
- Weathered Ash

Optional / Upgrades

For Custom Laminate or Custom Finish on Veneer  
Please call for Special Pricing

Refer to page 7 for OCI Seating Freight Program.

# BREEZE | Occasional Tables

**Product Features:**

- Square and Rectangular top shapes
  - Designed to coordinate with Breeze Seating Line
  - Laminate and Veneer top material options
  - Laminate and Veneer tops are .75" thick with exposed plywood edge.
  - Laminate available in 6 standard colors
  - For custom Laminate or Veneer options pre-approval is required. Please contact customer service.
  - Veneer available in all standard OCI finishes on Maple. Please refer to our website for current veneer colors
  - For veneer tops, edge will match top finish color, unless specified
  - Metal legs available in 3 finishes Chrome, Silver and Black
  - All dimensions are nominal
- Refer to page 7 for OCI SEATING Freight Program.

- Tables are 17" height
- Refer to terms and conditions for general information, finishes, warranty, freight and complete terms and condition of sales and more.

**Standard Metal Leg Finishes:**

- C - Chrome
- S - Silver


**Optional Metal Leg Finish:**

- B - Black - \$175 List

**Standard Laminate Finishes:**

- White
- Black
- Fog
- Bleached Legno
- Millennium Oak
- Weathered Ash



Table Shape	Model	Description	Laminate	Veneer
<p>Square</p> 	TB222217	<p>22 W x 22 D x 17 H</p> <p>Ship Weight: 16 lbs. Carton: 8 Cu. Ft.</p>	1000	1095
	TB303017	<p>30 W x 30 D x 17 H</p> <p>Ship Weight: 30 lbs. Carton: 14 Cu. Ft.</p>	1240	1340
<p>Rectangular</p> 	TB224817	<p>48 W x 22 D x 17 H</p> <p>Ship Weight: 35 lbs. Carton: 14.6 Cu. Ft.</p>	1345	1470

**Optional / Upgrades**

For Custom Laminate or Custom Finish on Veneer  
Please call for Special Pricing

Refer to terms and conditions for general information regarding fabrics, finishes, warranty, freight, complete condition of sales and more.

Effective Date: 06/01/2026 | ociseating.com



---

## Product Features:

---

- Lounge, love seat and sofa models
- 6" raised legs allow for easy cleaning
- Relaxed Deep Set Seat for Ultimate Comfort
- High Resilient Lasting PolyFoam
- Engineered Wood Frames
- Field Replaceable Seats, Back and Arms
- Standard Wood Legs Available in OCI Standard and Custom Finishes
- 350 lb. test rating

## OCI Seating Wood Finishes:

- Clear Maple, Summit Maple, CI Honey, Black Lacquer, CI Cherry, Cognac, Dark Cherry, Mahogany, Natural Beech, OCI Cafe, OCI Espresso, OCI Jade, OCI Light Cherry, OFS Cherry, Pacific Cherry, Slate Grey, Smoke Grey, Smoke Grey, Summit Cherry, Walnut

## Optional / Upgrades

---

- |  |            |
|--|------------|
| - Power unit (1 USB, 1 USB-C & 1 plug) | \$495 List |
|--|------------|

# REZI | Reception Seating

## Product Features:


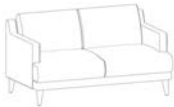
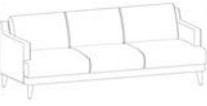
- Lounge, love seat and sofa models
- 6" raised legs allow for easy cleaning
- Relaxed Deep Set Seat for Ultimate Comfort
- High Resilient Lasting PolyFoam
- Engineered Wood Frames
- Field Replaceable Seats and Back
- Wood Legs Available in all OCI Standard and Custom Finishes
- 350 lb. test rating

## OCI Seating Wood Finishes:

- Clear Maple, Summit Maple, CI Honey, Black Lacquer, CI Cherry, Cognac, Dark Cherry, Mahogany, Natural Beech, OCI Cafe, OCI Espresso, OCI Jade, OCI Light Cherry, OFS Cheryy, Pacific Cherry, Slate Grey, Smoke Grey, Summit Cherry, Walnut



Refer to page 7 for OCI SEATING Freight Program.

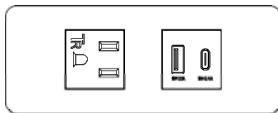
Model	Description	FABRIC / LEATHER GRADES								
		1 COM	2	3 COL	4	5	6	7	8	L2
3701 	Lounge Chair 31.5" W x 32" D x 32" H Seat: 24" W x 20" D Seat Height: 17.5" Arm Height: 23.5" COM: 4.25 yds. Carton: 25 Cu. Ft. Ship Weight: 65 lbs.	2100	2280	2410	2470	2645	2770	2900	3055	4100
3702 	Love Seat 55.5" W x 32" D x 32" H Seat: 48" W x 20" D Seat Height: 17.5" Arm Height: 23.5" COM: 6 yds. Carton: 44 Cu. Ft. Ship Weight: 93.5 lbs.	3425	3695	3840	4020	4210	4455	4780	4910	6135
3703 	Sofa 74.5" W x 32 D x 32" H Seat: 72" W x 20" D Seat Height: 17.5" Arm Height: 23.5" COM: 7.75 yds. Carton: 58 Cu. Ft. Ship Weight: 122 lbs.	4290	4645	4780	5045	5280	5585	5915	6160	8165

## Optional / Upgrades

- Power unit (1 USB, 1 USB-C & 1 plug)

\$495 List

- When combining different grade fabric, use the higher grade.
- When combining fabric of the same grade, Two Tone \$95 List.





## Product Specifications:

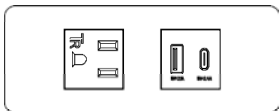
- Engineered wood frames with web suspension
- A modern and flexible design for today's collaborative hospitality and open plan environments
- Combine various options to fit any space
- Standard poly glides
- Optional standard casters or locking casters available
- 6 laminate top finishes available
- Seat, bench tables, and ottomans (except round) can be specified with power unit option

## Optional / Upgrades

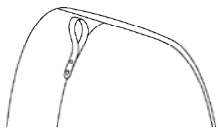
- Standard Casters	No Charge
- Self-Locking Caster (moveable when weight is added)	\$100 List
- Sit Break Caster (moveable when weight is removed)	\$100 List
- Solid Wood Tablet with Telescopic Pole	\$600 List
- Ganging Option	\$120 List
- CPNM- Power Node Module	\$495 List



- RPNM- Power Node Module	\$495 List
---------------------------	------------



- Back Handle	\$240 List
---------------	------------



Refer to page 7 for OCI Seating Freight Program.

## Custom Embroidery:

Optional custom embroidery offers an exceptional way to showcase your company, school or organization's logo on our upholstered chair backs. The embroidery can be done in a wide range of colors, shapes, and sizes to suit your design preferences all at a competitive cost and with quick turnaround times.

Please refer to page 10 for OCI Seating Custom Embroidery or call OCI customer service for more information.

## Fabric Approval:

**All Graded and COM fabrics must be approved** for upholstery. COM samples must be provided for testing.

Most graded fabrics are approved

- When combining different grade fabric, use the higher grade
- When combining fabric of the same grade, Two Tone \$95 List

## OCI Seating Finishes:

- 300+ fabric options available

## OCI Laminate Finishes:

- White, Fog, Black, Bleached Legno, Millennium Oak and Weathered Ash

Optional power unit consists of 1 power module, 1 USB & 1 USB-C port. Six-foot power cord is standard. Silver flush mounted cover plate. Units will be located on right front as seated unless otherwise specified.

# KOVA | Standard Seating

## Product Features:

- Engineered wood frames with web suspension
- A modern and interchangeable design for today's collaborative hospitality and open plan environments
- Combine various options into a configuration that suits your unique space
- Standard poly glides
- Optional tablet arm with telescopic pole
- 6 laminate top finishes available
- Seat, bench tables, and ottomans (except round) can be specified with power unit option
- 300 LB Test Rating

## OCI Laminate Finishes:

- White, Fog, Black, Bleached Legno, Millennium Oak and Weathered Ash

Optional power unit consists of 1 power module, 1 USB & 1 USB-C port. Six-foot power cord is standard. Silver flush mounted cover plate. Units will be located on right front as seated unless otherwise specified.



Refer to page 7 for OCI SEATING Freight Program.

Model	Description	FABRIC / LEATHER GRADES								
		1 COM	2	3 COL	4	5	6	7	8	L2
3400	Lounge 27" W x 36" D x 33" H Seat: 27" W x 20.5" D Seat Height: 18 COM: 3.5 yds. Carton: 24 Cu. Ft. Ship Weight: 42 lbs.	2270	2480	2585	2690	2850	3000	3110	3270	NA
3401	Extended Lounge 29" W x 36" D x 33" H Seat: 29" W x 20.5" D Seat Height: 18 COM: 3.75 yds. Carton: 24 Cu. Ft. Ship Weight: 45 lbs.	2405	2615	2720	2825	2985	3135	3245	3405	NA
3402	Love Seat 48" W x 36" D x 33" H Seat: 48" W x 20.5" D Seat Height: 18 COM: 5 yds. Carton: 41 Cu. Ft. Ship Weight: 62 lbs.	3575	3840	3970	4130	4310	4520	4680	4835	NA
3403	Sofa 72" W x 36" D x 33" H Seat: 72" W x 20.5" D Seat Height: 18 COM: 7 yds. Carton: 56 Cu. Ft. Ship Weight: 82 lbs.	4210	4500	4685	4940	5170	5465	5785	6025	NA
3422	2-Seat Bench 48" W x 34" D x 18" H Seat: 48" W x 34" D Seat Height: 18" COM: 2.50 yds. Carton: 19 Cu. Ft. Ship Weight: 36 lbs.	2200	2360	2515	2620	2780	2935	3040	3200	NA
3433	3-Seat Bench 72" W x 34" D x 18" H Seat: 72" W x 34" D Seat Height: 18" COM: 4 yds. Carton: 31 Cu. Ft. Ship Weight: 54 lbs.	2530	2940	3015	3150	3310	3460	3570	3730	NA

# KOVA | Standard Seating with Arms



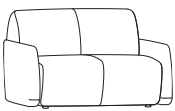
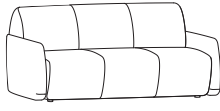
**Product Features:**

- Engineered wood frames with web suspension
- A modern and interchangeable design for today's collaborative hospitality and open plan environments
- Combine various options into a configuration that suits your unique space
- Standard poly glides
- Optional tablet arm with telescopic pole
- One arm option available upon request
- 300 LB Test Rating

Optional power unit consists of 1 power module, 1 USB & 1 USB-C port. Six-foot power cord is standard. Silver flush mounted cover plate. Units will be located on right front as seated unless otherwise specified.



Refer to page 7 for OCI SEATING Freight Program.

Model	Description	FABRIC / LEATHER GRADES								
		1 COM	2	3 COL	4	5	6	7	8	L2
3410 	Lounge with Arms 35.4"W x 36"D x 33"H Seat: 27"W x 20.5"D Seat Height: 18 Arm Height: 22.25" COM: x yds. Carton: xx Cu. Ft. Ship Weight: xx lbs.	2890	3190	3335	3490	3695	3855	4150	4275	NA
3411 	Extended Lounge 37.4"W x 36"D x 33"H Seat: 29"W x 20.5"D Seat Height: 18 Arm Height: 22.25" COM: xx yds. Carton: xx Cu. Ft. Ship Weight: xx lbs.	3025	3325	3470	3625	3830	3990	4285	4410	NA
3412 	Love Seat with Arms 56.4"W x 36"D x 33" Seat: 48"W x 20.5"D Seat Height: 18 Arm Height: 22.25" COM: x yds. Carton: xx Cu. Ft. Ship Weight: xx lbs.	4210	4565	4735	4945	5170	5390	5735	5855	NA
3413 	Sofa with Arms 80.4"W x 36"D x 33"H Seat: 72"W x 20.5"D Seat Height: 18 Arm Height: 22.25" COM: x yds. Carton: xx Cu. Ft. Ship Weight: xx lbs.	4840	4220	5445	5750	6025	6330	6835	7040	NA

# KOVA | Ottomans

**Product Features:**

- Engineered wood frames with web suspension
- A modern and interchangeable design for today's collaborative hospitality and open plan environments
- Combine various options into a configuration that suits your unique space
- Standard poly glides
- Optional tablet arm with telescopic pole
- 6 laminate top finishes available
- Seat, bench tables, and ottomans (except round) can be specified with power unit option
- 300 LB Test Rating

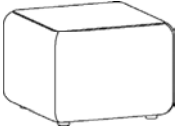

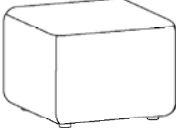




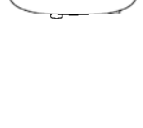
**OCI Laminate Finishes:**

- White, Fog, Black, Bleached Legno, Millennium Oak and Weathered Ash

Optional power unit consists of 1 power module, 1 USB & 1 USB-C port. Six-foot power cord is standard. Silver flush mounted cover plate. Units will be located on right front as seated unless otherwise specified.



Refer to page 7 for OCI SEATING Freight Program.

Model	Description		FABRIC / LEATHER GRADES								L2
			1 COM	2	3 COL	4	5	6	7	8	
<b>Square Ottomans</b>											
	3424T 24" Square Laminate Top	24"W x 24" D x 17" H COM: 1.25 yds. Carton: 9 Cu. Ft. Weight: 28 lbs.	2045	2165	2245	2335	2440	2520	2625	2730	NA
	3430T 30" Square Laminate Top	30"W x 30" D x 17" H COM: 1.50 yds. Carton: 11 Cu. Ft. Weight: 36 lbs.	2369	2489	2569	2659	2764	2844	2949	3054	NA
	3424 24" Square Soft Top	24"W x 24" D x 18" H COM: 2 yds. Carton: 9 Cu. Ft. Weight: 27 lbs.	1300	1420	1500	1590	1695	1775	1880	1985	NA
	3430 30" Square Soft Top	30"W x 30" D x 18" H Com: 2.25 yds. Carton: 11 Cu. Ft. Weight: 34lbs.	1755	1875	1955	2045	2150	2230	2335	2240	NA
<b>Round Ottomans</b>											
	3424RT 24" Round Laminate Top	24" Dia x 17" H COM: 1.25 yds. Carton: 9 Cu. Ft. Weight: 21 lbs.	2171	2291	2371	2461	2566	2646	2751	2856	NA
	3430RT 30" Round Laminate Top	30" Dia x 17" H COM: 1.50 yds. Carton: 11 Cu. Ft. Weight: 26 lbs.	2676	2796	2876	2966	3071	3151	3256	3361	NA
	3424R 24" Round Soft Top	24" Dia x 18" H COM: 2 yds. Carton: 9 Cu. Ft. Weight: 19 lbs.	1425	1545	1625	1715	1820	1900	2005	2110	NA
	3430R 30" Round Soft Top	30" Dia x 18" H COM: 2.25 yds. Carton: 11 Cu. Ft. Weight: 24 lbs.	1925	2025	2125	2215	2320	2400	2505	2610	NA



Product Features:

---

- Optional Clean out between seat and back
- Engineered 18mm Birch frame
- Optional field replacement seat, back and arms
- Pattern match and many upholstery options available
- Chrome, black or silver leg options available
- High resilient long lasting polyfoam
- Optional solid wood tablet with side stow
- Optional power unit (1 Power/2 USB) with 6 cord
- Starting Price \$1,955 Com/Grade 1

Standard Metal Leg Finishes:

- S - Silver
- B - Black
- C - Chrome

- When combining different grade fabric, use the higher grade.
- When combining fabric of the same grade, Two Tone \$95 List.

Optional / Upgrades

---

- |                                       |            |
|---------------------------------------|------------|
| -Solid wood tablet arm with side stow | \$650 List |
| -Power unit (1 USB, 1 USB-C & 1 plug) | \$495 List |

Refer to page 7 for OCI Seating Freight Program.

Refer to terms and conditions for general information regarding fabrics, finishes, warranty, freight, complete condition of sales and more.

Effective Date: 06/01/2026 | ociseating.com



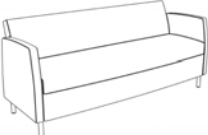


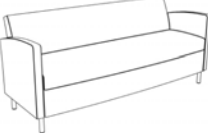
# OCEANA | Reception Seating

## Ordering Requirements:

- Model Number
- Frame Finish
- Arm Cap Choice
- Fabric Choice



Refer to page 7 for OCI Seating Freight Program.

Model	Description	FABRIC / LEATHER GRADES								
		1 COM	2	3 COL	4	5	6	7	8	L2
3101	Lounge Chair 27 W x 27.75 D x 31 H Seat: 22 W x 19.5 D Seat Height: 17.75 Arm Height: 27.25 COM: 4.25 yds. Carton: 19 Cu. Ft. Ship Weight: 44 lbs.	1955	2130	2230	2355	2495	2665	2770	2930	3580
										
3102	Love Seat 53.5 W x 27.75 D x 31 H Seat: 48.5 W x 19.5 D Seat Height: 17.75 Arm Height: 27.25 COM: 6 yds. Carton: 39 Cu. Ft. Ship Weight: 70 lbs.	3275	3545	3690	3870	4060	4305	4630	4760	5655
										
3103	Sofa 76.5 W x 27.75 D x 31 H Seat: 71.5 W x 19.5 D Seat Height: 17.75 Arm Height: 27.25 COM: 7.75 yds. Carton: 54 Cu. Ft. Ship Weight: 82 lbs.	4105	4460	4595	4860	5095	5400	5730	5975	7680
										
3111	Lounge Chair 27 W x 27.75 D x 31 H Seat: 22 W x 19.5 D Seat Height: 17.75 Arm Height: 27.25 COM: 4.25 yds. Carton: 19 Cu. Ft. Ship Weight: 44 lbs.	1955	2130	2230	2355	2495	2665	2770	2930	3580
										
3112	Love Seat 53.5 W x 27.75 D x 31 H Seat: 48.5 W x 19.5 D Seat Height: 17.75 Arm Height: 27.25 COM: 6 yds. Carton: 39 Cu. Ft. Ship Weight: 70 lbs.	3275	3545	3690	3870	4060	4305	4630	4760	5655
										
3113	Sofa 76.5 W x 27.75 D x 31 H Seat: 71.5 W x 19.5 D Seat Height: 17.75 Arm Height: 27.25 COM: 7.75 yds. Carton: 54 Cu. Ft. Ship Weight: 82 lbs.	4105	4460	4595	4860	5095	5400	5730	5975	7680
										

Refer to terms and conditions for general information regarding fabrics, finishes, warranty, freight, complete condition of sales and more.

Effective Date: 06/01/2026 | ociseating.com



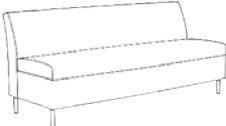
# OCEANA | Reception Seating

**Ordering Requirements:**

- Model Number
- Frame Finish
- Arm Cap Choice
- Fabric Choice



Refer to page 7 for OCI Seating Freight Program.

Model	Description	FABRIC / LEATHER GRADES								
		1 COM	2	3 COL	4	5	6	7	8	L2
3121 	Lounge Chair Armless 22 W x 27.75 D x 31 H Seat: 22 W x 19.5 D Seat Height: 17.75 Arm Height: 27.25 COM: 2.5 yds. Carton: 16 Cu. Ft. Ship Weight: 36 lbs.	1695	1825	1905	1995	2175	2330	2430	2560	2775
3122 	Love Seat Armless 48.5 W x 27.75 D x 31 H Seat: 48.5 W x 19.5 D Seat Height: 17.75 Arm Height: 27.25 COM: 4.25 yds. Carton: 36 Cu. Ft. Ship Weight: 62 lbs.	2835	3040	3180	3380	3560	3785	3920	4160	5015
3123 	Sofa Armless 71.5 W x 27.75 D x 31 H Seat: 71.5 W x 19.5 D Seat Height: 17.75 Arm Height: 27.25 COM: 6 yds. Carton: 51 Cu. Ft. Ship Weight: 74 lbs.	3695	4070	4170	4305	4455	4555	4670	4725	5165

# UNITE | Modular/Reception Seating



## Product Specifications:

---

- Engineered Alder Hardwood Frames with Web Suspension
- A Modern and Flexible Design for Today's Collaborative Hospitality and Open Plan Environments
- Combine Curvilinear and Rectilinear Options to fit any Space
- Left, Right or Armless Arm Options
- Standard Brushed Silver Legs
- Chrome, Satin Nickel or Black (3") Legs Optional
- Tablet Arm Option Available with Side Stow
- 3 Veneer Table Styles Available in 18 OCI Seating Finishes
- Seat, Bench and Ottomans (except round) Can be Specified with Power/USB Option
- 300 LB Test Rating

### OCI Seating Finishes:

Mahogany, Summit Cherry, Dark Cherry, Clear Maple, Pacific Cherry, OFS Cherry, Summit Maple, OCI Jade, OCI Espresso, Walnut, Cognac, OCI Light Cherry, Black Lacquer, CI Honey, CI Cherry, OCI Café, Slate Grey & Smoke Grey

Optional Power Unit consists of 1 power module, 1 USB & 1 USB-C port. Six foot power cord is standard. Silver flush mounted cover plate. Units will be located on right front as seated unless otherwise specified.

### Optional / Upgrades

---

- 1001C Mobile Front Caster & Back Handle	\$375 List
- Power Unit	\$495 List
- Solid Wood Tablet Arm with Side Stow	\$650 List
- Solid Wood Tablet with Telescopic Pole	\$650 List
- Table Top Power Supply	\$850 List
- Wood Legs in 18 Finishes	\$200 List
- 500CL Chrome, Satin Nickel or Black (3") Legs	\$150 List
- Ganging Option	\$125 List

- When combining different grade fabric, use the higher grade.
- When combining fabric of the same grade, Two Tone \$95 List.

Refer to page 7 for OCI Seating Freight Program.

Refer to terms and conditions for general information regarding fabrics, finishes, warranty, freight, complete condition of sales and more.

Effective Date: 06/01/2026 | ociseating.com

# UNITE | Modular/Reception Seating

**Product Features:**

- Engineered Solid Alder Hardwood Frames with Web Suspension
- A Modern and Interchangeable Design for Today's Collaborative Hospitality and Open Plan Environments
- Combine Curvilinear and Rectilinear Options Into a Configuration that Suits Your Space
- Left, Right or Armless Arm Options
- Standard Brushed Silver Legs
- Chrome, Satin Nickel or Black (3") Legs Optional
- Tablet Arm Option Available with Side Stow
- 3 Veneer Table Styles Available in 18 OCI Seating Finishes

- Seat, Bench and Ottomans (except round) Can be Specified with Power/USB Option
- 300 LB Test Rating





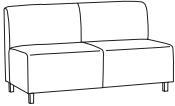

**OCI Seating Finishes:**

Mahogany, Summit Cherry, Dark Cherry, Clear Maple, Pacific Cherry, OFS Cherry, Summit Maple, OCI Jade, OCI Espresso, Walnut, Cognac, OCI Light Cherry, Black Lacquer, CI Honey, CI Cherry, OCI Café, Slate Grey & Smoke Grey

Optional Power Unit consists of 1 power module, 1 USB & 1 USB-C port. Six foot power cord is standard. Silver flush mounted cover plate. Units will be located on right front as seated unless otherwise specified.



Refer to page 7 for OCI SEATING Freight Program.

Model	Description	FABRIC / LEATHER GRADES									
		1 COM	2	3 COL	4	5	6	7	8	L1	L2
1001C 	Club Chair 31 W x 27 D x 33.5 H Seat: 23 W x 20.5 D Seat Height: 18 Arm Height: 25 COM: 4 yds. Carton: 24 Cu. Ft. Ship Weight: 61 lbs.	2120	2330	2435	2540	2700	2855	2960	3120	NA	3410
1001 	Armless 23 W x 27 D x 33.5 H Seat: 23 W x 20.5 D Seat Height: 18 Arm Height: NA COM: 2.75 yds. Carton: 24 Cu. Ft. Ship Weight: 39 lbs.	1830	1965	2050	2080	2175	2250	2385	2495	NA	2985
1001L/R 	Left or Right 27 W x 27 D x 33.5 H Seat: 23 W x 20.5 D Seat Height: 18 Arm Height: 25 COM: 3.25 yds. Carton: 24 Cu. Ft. Ship Weight: 51 lbs.	1950	2120	2215	2335	2470	2635	2765	2895	NA	3105
1002C 1003C 	Love Seat (48") Love Seat (60") 56 / 68 W x 27 D x 33.5 H Seat: 48 / 60 W x 20.5 D Seat Height: 18 Arm Height: 25 COM: 6 / 7.75 yds. Carton: 43 / 97 Cu. Ft. Ship Weight: 82 / 98 lbs.	2965 3470	3255 3815	3370 3905	3545 4130	3730 4385	3940 4685	4175 4900	4360 5180	NA NA	5275 5990
1002 1003 	Armless (48") Armless (60") 48 / 60 W x 27 D x 33.5 H Seat: 48 / 60 W x 20.5 D Seat Height: 18 Arm Height: NA COM: 4 / 5.75 yds. Carton: 43 / 97 Cu. Ft. Ship Weight: 64 / 76 lbs.	2660 3170	2820 3445	2975 3555	3080 3720	3240 3895	3395 4095	3500 4320	3660 4495	NA NA	3920 5170
1002L/R 1003L/R 	Left or Right (48") Left or Right (60") 52 / 64 W x 27 D x 33.5 H Seat: 48 / 60 W x 20.5 D Seat Height: 18 Arm Height: 25 COM: 5 / 7.25 yds. Carton: 43 / 97 Cu. Ft. Ship Weight: 75 / 87 lbs.	2835 3470	3045 3815	3150 3905	3285 4130	3520 4385	3675 4685	3860 4900	4095 5180	NA NA	5145 5990

# UNITE | Modular/Reception Seating

**Product Features:**

- Engineered Solid Alder Hardwood Frames with Web Suspension
- A Modern and Interchangeable Design for Today's Collaborative Hospitality and Open Plan Environments
- Combine Curvilinear and Rectilinear Options Into a Configuration that Suits Your Space
- Left, Right or Armless Arm Options
- Standard Brushed Silver Legs
- Chrome, Satin Nickel or Black (3") Legs Optional
- Tablet Arm Option Available with Side Stow
- 3 Veneer Table Styles Available in 18 OCI Seating Finishes

- Seat, Bench and Ottomans (except round) Can be Specified with Power/USB Option
- 300 LB Test Rating

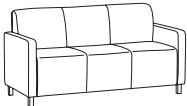
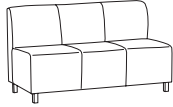
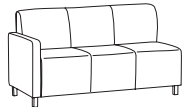



**OCI Seating Finishes:**

Mahogany, Summit Cherry, Dark Cherry, Clear Maple, Pacific Cherry, OFS Cherry, Summit Maple, OCI Jade, OCI Espresso, Walnut, Cognac, OCI Light Cherry, Black Lacquer, CI Honey, CI Cherry, OCI Café, Slate Grey & Smoke Grey

Optional Power Unit consists of 1 power module, 1 USB & 1 USB-C port. Six foot power cord is standard. Silver flush mounted cover plate. Units will be located on right front as seated unless otherwise specified.



Refer to page 7 for OCI SEATING Freight Program.

Model	Description	FABRIC / LEATHER GRADES									
		1 COM	2	3 COL	4	5	6	7	8	L1	L2
1003SC 	Sofa (69") 77 W x 27 D x 33.5 H Seat: 69 W x 20.5 D Seat Height: 18 Arm Height: 25 COM: 8.5 yds. Carton: 97 Cu. Ft. Ship Weight: 108 lbs.	3790	4240	4345	4555	4790	5130	5315	5710	NA	6625
1003S 	Armless 69 W x 27 D x 33.5 H Seat: 69 W x 20.5 D Seat Height: 18 Arm Height: NA COM: 6 yds. Carton: 97 Cu. Ft. Ship Weight: 86 lbs.	3470	3760	3875	4050	4235	4445	4680	4865	NA	5780
1003SL/R 	Left or Right 73 W x 27 D x 33.5 H Seat: 69 W x 20.5 D Seat Height: 18 Arm Height: 25 COM: 7.25 yds. Carton: 97 Cu. Ft. Ship Weight: 97 lbs.	3595	3940	4030	4255	4510	4810	5025	5305	NA	6215
1004 	Corner 27 W x 27 D x 33.5 H Seat: 20.5 W x 20.5 D Seat Height: 18 Arm Height: NA COM: 4 yds. Carton: 24 Cu. Ft. Ship Weight: 54 lbs.	2430	2590	2745	3850	2955	3165	3270	3430	NA	3690
1005 	30° Curved Settee - OR 41 W x 27 D x 33.5 H Seat: 27.5 - 37 W x 20.5 D Seat Height: 18 Arm Height: NA COM: 4 yds. Carton: 45 Cu. Ft. Ship Weight: 56 lbs.	2690	2850	3005	3110	3270	3425	3530	3690	NA	3950
1006 	30° Curved Settee - IR 41 W x 27 D x 33.5 H Seat: 27.5 - 38 W x 20.5 D Seat Height: 18 Arm Height: 25 COM: 4 yds. Carton: 45 Cu. Ft. Ship Weight: 55 lbs.	2690	2850	3005	3110	3270	3425	3530	3690	NA	3950

# UNITE | Modular/Reception Seating

**Product Features:**

- Engineered Solid Alder Hardwood Frames with Web Suspension
- A Modern and Interchangeable Design for Today's Collaborative Hospitality and Open Plan Environments
- Combine Curvilinear and Rectilinear Options Into a Configuration that Suits Your Space
- Left, Right or Armless Arm Options
- Standard Brushed Silver Legs
- Chrome, Satin Nickel or Black (3") Legs Optional
- Tablet Arm Option Available with Side Stow
- 3 Veneer Table Styles Available in 18 OCI Seating Finishes

- Seat, Bench and Ottomans (except round) Can be Specified with Power/USB Option
- 300 LB Test Rating



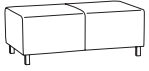
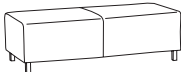
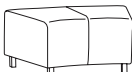
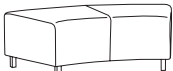
**OCI Seating Finishes:**

Mahogany, Summit Cherry, Dark Cherry, Clear Maple, Pacific Cherry, OFS Cherry, Summit Maple, OCI Jade, OCI Espresso, Walnut, Cognac, OCI Light Cherry, Black Lacquer, CI Honey, CI Cherry, OCI Café, Slate Grey & Smoke Grey

Optional Power Unit consists of 1 power module, 1 USB & 1USB-C port. Six foot power cord is standard. Silver flush mounted cover plate. Units will be located on right front as seated unless otherwise specified.



Refer to page 7 for OCI SEATING Freight Program.

Model	Description	FABRIC / LEATHER GRADES									
		1 COM	2	3 COL	4	5	6	7	8	L1	L2
1007	45° Curved Setee - OR 59.5 W x 27 D x 33.5 H Seat: 40 - 55 W x 20.5 D Seat Height: 18 Arm Height: NA COM: 5.75 yds. Carton: 48 Cu. Ft. Ship Weight: 74 lbs.	2975	3250	3360	3525	3700	3900	4125	4300	NA	5175
											
1008	45° Curved Setee - IR 59.5 W x 27 D x 33.5 H Seat: 40 - 54 W x 20.5 D Seat Height: 18 Arm Height: 25 COM: 6 yds. Carton: 48 Cu. Ft. Ship Weight: 72 lbs.	2975	3250	3360	3525	3700	3900	4125	4300	NA	5175
											
1009	Bench (48") NA W x NA D x NA H Seat: 48 W x 27 D Seat Height: 18 Arm Height: NA COM: 2.75 yds. Carton: 24 Cu. Ft. Ship Weight: 48 lbs.	1900	2035	2120	2170	2245	2320	2455	2565	NA	3065
											
1010	Bench (60") NA W x NA D x NA H Seat: 60 W x 27 D Seat Height: 18 Arm Height: NA COM: 4 yds. Carton: 24 Cu. Ft. Ship Weight: 61 lbs.	2210	2370	2525	2630	2790	2945	3050	3210	NA	3470
											
1011	30° Bench NA W x NA D x NA H Seat: 27 - 41 W x 27 D Seat Height: 18 Arm Height: NA COM: 3 yds. Carton: 24 Cu. Ft. Ship Weight: 61 lbs.	2210	2370	2525	2630	2790	2945	3050	3210	NA	3470
											
1012	45° Bench NA W x NA D x NA H Seat: 40 - 59.5 W x 27 D Seat Height: 18 Arm Height: NA COM: 4 yds. Carton: 24 Cu. Ft. Ship Weight: 61 lbs.	2210	2370	2525	2630	2790	2945	3050	3210	NA	3470
											

# UNITE | Modular Seating

**Product Features:**

- Engineered Solid Alder Hardwood Frames with Web Suspension
- A Modern and Interchangeable Design for Today's Collaborative Hospitality and Open Plan Environments
- Combine Curvilinear and Rectilinear Options Into a Configuration that Suits Your Space
- Left, Right or Armless Arm Options
- Standard Brushed Silver Legs
- Chrome, Satin Nickel or Black (3") Legs Optional
- Tablet Arm Option Available with Side Stow
- 3 Veneer Table Styles Available in 18 OCI Seating Finishes

- Seat, Bench and Ottomans (except round) Can be Specified with Power/USB Option
- 300 LB Test Rating








**OCI Seating Finishes:**

Mahogany, Summit Cherry, Dark Cherry, Clear Maple, Pacific Cherry, OFS Cherry, Summit Maple, OCI Jade, OCI Espresso, Walnut, Cognac, OCI Light Cherry, Black Lacquer, CI Honey, CI Cherry, OCI Café, Slate Grey & Smoke Grey

Optional Power Unit consists of 1 power module, 1 USB & 1USB-C port. Six foot power cord is standard. Silver flush mounted cover plate. Units will be located on right front as seated unless otherwise specified.



Refer to page 7 for OCI SEATING Freight Program.

Model	Description	FABRIC / LEATHER GRADES									
		1 COM	2	3 COL	4	5	6	7	8	L1	L2
1013	Square Ottoman (24") Seat: 24 W x 24 D Seat Height: 18 COM: 1.75 yds. Carton: 9 Cu. Ft. Ship Weight: 32 lbs.	1245	1330	1405	1510	1640	1695	1825	1905	NA	2295
											
1014	Square Ottoman (27") Seat: 27 W x 27 D Seat Height: 18 COM: 2.5 yds. Carton: 9 Cu. Ft. Ship Weight: 36 lbs.	1570	1715	1800	1870	1970	2035	2125	2230	NA	2725
											
1015	Round Ottoman (24") Seat: 24 W x 24 D Seat Height: 18 COM: 2 yds. Carton: 9 Cu. Ft. Ship Weight: 38 lbs.	1445	1565	1645	1735	1840	1920	2025	2130	NA	2495
											
1016	Round Ottoman (30") Seat: 30 W x 30 D Seat Height: 18 COM: 2 yds. Carton: 11 Cu. Ft. Ship Weight: 41 lbs. (48 lbs. cartoned)	1950	2070	2150	2240	2345	2425	2530	2635	NA	3000
											
1017	Inner Table 16.25 - 24.5 W x 27 D x 18 H COM: 1 yds. Carton: 9 Cu. Ft. Ship Weight: 48 lbs.	1750	1845	1910	2015	2120	2200	2305	2410	NA	2800
											
1018	End Table (27" x 27") 27 W x 27 D x 18 H COM: 1.75 yds. Carton: 11 Cu. Ft. Ship Weight: 47 lbs.	1890	2010	2090	2155	2285	2365	2470	2575	NA	2940
											
1019	Corner Table (30" x 30") 30 W x 30 D x 18 H COM: 2 yds. Carton: 11 Cu. Ft. Ship Weight: 54 lbs.	2140	2260	2340	2430	2535	2615	2720	2825	NA	3190
											



**Product Features:**

---

- 12MM Wire Chrome Metal Sled Frame
- 30" and 24" Stool Option on wood and wire metal frame
- Metal Sled, 4 leg wood and Self Return bases available
- Wood legs available in 16 standard OCI finishes on Beech
- Metal Sled base available in chrome, silver and black finish
- 2 Upholstery Options: Standard V and 2.25" Channel back
- Accompanying Occasional Tables also offered
- Clear Glides for Sled Base only included
  
- When combining different grade fabric, use the higher grade
- When combining fabric of the same grade, Two Tone \$75 List
- Custom wood finishes upon request - add \$225 Net per color

**Standard Metal Frame Finish:**

-C - Chrome

**Optional Wire Metal Sled Frame Finishes:**

-S - Silver \$100 List  
 -B - Black \$100 List

**Optional Swivel Base Finishes:**

-S - Silver \$200 List  
 -B - Black \$200 List

**Optional / Upgrades**

---

-CS - Channel Back Stitching \$125 List



Refer to page 7 for OCI Seating Freight Program.



# ELĒ | Guest Seating

**Ordering Requirements:**

- Model Number
- Frame Finish
- Fabric Choice



Refer to page 7 for OCI SEATING Freight Program.

Model	Description	FABRIC GRADES								
		1 COM	2	3 COL	4	5	6	7	8	L2
311M 	Guest, Metal Sled Base 24 W x 25.5 D x 30 H Seat: 21 W x 18.5 D Seat Height: 17 COM: 1.5 yds. Ship Weight: 18 lbs.	1140	1185	1240	1300	1360	1400	1440	1485	2145
311W 	Guest, Wood 4 Leg 24 W x 25.5 D x 30 H Seat: 21 W x 18.5 D Seat Height: 17 COM: 1.5 yds. Ship Weight: 17 lbs.	1255	1300	1355	1415	1475	1515	1555	1600	2255

**Optional / Upgrades**

- When combining different grade fabric, use the higher grade.
- When combining fabric of the same grade, Two Tone \$75 List.
- Custom wood finishes upon request - add \$225 Net per color.

**Standard Metal Frame Finish:**

-C - Chrome

**Optional Wire Metal Sled Frame Finishes:**

-S - Silver \$100 List

-B - Black \$100 List

-CS - Channel Back Stitching \$125 List





# ELĒ | Lounge Seating

## Ordering Requirements:

- Model Number
- Frame Finish
- Fabric Choice



Refer to page 7 for OCI SEATING Freight Program.

Model	Description	FABRIC GRADES									
		1 COM	2	3 COL	4	5	6	7	8	L2	
301M 	Lounge, Metal Sled Base 26 W x 25.5 D x 30 H Seat: 23 W x 18.5 D Seat Height: 17 COM: 1.75 yds. Ship Weight: 20 lbs.	1430	1495	1580	1630	1730	1805	1855	1930	2430	
302M 	Lounge, Metal Swivel Base with Auto Return 27.5 W x 27.5 D x 30 H Seat: 23 W x 18.5 D Seat Height: 17 COM: 1.75 yds. Ship Weight: 22 lbs.	1615	1680	1765	1815	1915	1990	2040	2115	2615	

## Optional / Upgrades

- When combining different grade fabric, use the higher grade.
- When combining fabric of the same grade, Two Tone \$95 List.
- Custom wood finishes upon request - add \$375 Net per color.

## Standard Metal Frame Finish:

-C - Chrome

## Optional Wire Metal Sled Frame Finishes:

- S - Silver \$100 List
- B - Black \$100 List

## Optional Swivel Base Finishes:

- S - Silver \$200 List
- B - Black \$200 List

-CS - Channel Back Stitching \$125 List







# ELĒ | Stools

## Ordering Requirements:

- Model Number
- Frame Finish
- Fabric Choice



Refer to page 7 for OCI SEATING Freight Program.

Model	Description	FABRIC GRADES								
		1 COM	2	3 COL	4	5	6	7	8	L2
 325M	Stool 25", Metal Sled Base 17 W x 20.5 D x 32 H Seat: 15.5 W x 14 D Seat Height: 25 COM: 1 yd. Ship Weight: 14 lbs.	1150	1185	1240	1295	1345	1380	1420	1450	2150
 330M	Stool 30", Metal Sled Base 17 W x 20.5 D x 37 H Seat: 15.5 W x 14 D Seat Height: 30 COM: 1 yd. Ship Weight: 16 lbs.	1240	1275	1330	1385	1435	1470	1510	1540	2240
 325W	Stool 25", Wood 4 Leg 16.5 W x 20.5 D x 32 H Seat: 15.5 W x 14 D Seat Height: 25 COM: 1 yd. Ship Weight: 16 lbs.	1290	1325	1380	1435	1485	1520	1560	1590	2290
 330W	Stool 30", Wood 4 Leg 16.5 W x 22.5 D x 37 H Seat: 15.5 W x 14 D Seat Height: 30 COM: 1 yd. Ship Weight: 18 lbs.	1375	1410	1465	1520	1570	1605	1645	1675	2375

## Optional / Upgrades

### Standard Metal Frame Finish:

-C - Chrome

### Optional Wire Metal Sled Frame Finishes:

-S - Silver

\$100 List

-B - Black

\$100 List

-CS Channel Back Stitching

\$125 List



- When combining different grade fabric, use the higher grade.
- When combining fabric of the same grade, Two Tone \$95 List.
- Custom wood finishes upon request - add \$375 Net per color.

Refer to terms and conditions for general information regarding fabrics, finishes, warranty, freight, complete condition of sales and more.

Effective Date: 06/01/2026 | ociseating.com



## Product Features:

- 4 table heights available, 17", 30", 36" and 42"
- Round and square top shapes
- Designed to coordinate with ELĒ seating line
- Laminate and veneer top material options
- Laminate and Veneer tops are .75" thick with natural exposed plywood knife edge
- Laminate available in 6 standard colors with clear coat finish exposed plywood edge
- For custom Laminate or Veneer options pre-approval is required, please contact customer service
- Veneer available in all standard OCI finishes on Maple, please refer to our website for current colors
- Veneer tops, edge will match top finish color, unless specified
- Base and column standard in Chrome or Silver finish
- Black finish available for a \$250 upcharge
- All dimensions are nominal
- Starting Price \$1,520

### OCI Seating Finishes:

Mahogany, Summit Cherry, Dark Cherry, Pacific Cherry, OFS Cherry, OCI Jade, OCI Espresso, Walnut, Cognac, OCI Light Cherry, Black Lacquer, CI Cherry, OCI Café, Natural Beech, Slate Grey & Smoke Grey

### OCI Laminate Finishes: (Occasional Tables)

White, Fog, Black, Bleached Legno, Millennium Oak & Weatherd Ash



Exposed Plywood Knife Edge

### Standard Metal Leg Finishes:

-C - Chrome

### Optional Metal Leg Finishes:

-B - Black \$250 List

-S - Silver \$250 List

### Optional / Upgrades

For Custom Laminate or Custom Finish on Veneer  
Please call for Special Pricing

- PNM - Power Node Module \$350 List



Refer to page 7 for OCI Seating Freight Program.

# ELĒ | Round Occasional and Meeting Tables

**Ordering Requirements:**

- Model Number
- Top Surface (-L or -V)
- Top Finish
- Base Finish
- Options if Applicable

**Standard Metal Leg Finishes:**

-C - Chrome

**Optional Metal Leg Finish - \$250 List**

-S - Silver

-B - Black

**OCI Laminate Finishes:**

White, Fog, Black, Bleached Legno, Millennium Oak & Weatherd Ash

Special Size Tables can be made, starting from \$125 Net. Call OCI for more information and a price quote.

**OCI Seating Finishes:**

Mahogany, Summit Cherry, Dark Cherry, Clear Maple, Pacific Cherry, OFS Cherry, Summit Maple, OCI Jade, OCI Espresso, Walnut, Cognac, OCI Light Cherry, Black Lacquer, CI Honey, CI Cherry, OCI Café, Slate Grey & Smoke Grey



Refer to page 7 for OCI SEATING Freight Program.

	Model	Dimensions	Laminate	Veneer
<b>Occasional Tables</b>				
	TME3017	30 W x 30 D x 17 H Weight: 24 lbs.	1520	1740
	TME3617	36 W x 36 D x 17 H Weight: 28 lbs.	1720	2095
<b>Meeting Tables</b>				
	TME3030	30 W x 30 D x 30 H Weight: 24 lbs.	1750	1980
	TME3630	36 W x 36 D x 30 H Weight: 28 lbs.	1950	2335
	TME3036	30 W x 30 D x 36 H Weight: 24 lbs.	1860	2095
	TME3636	36 W x 36 D x 36 H Weight: 28 lbs.	2065	2460
	TME3042	30 W x 30 D x 42 H Weight: 24 lbs.	1920	2160
	TME3642	36 W x 36 D x 42 H Weight: 28 lbs.	2120	2515

**Optional / Upgrades**

For Custom Laminate or Custom Finish on Veneer  
Please call for Special Pricing

- PNM - Power Node Module

\$350 List



Refer to terms and conditions for general information regarding fabrics, finishes, warranty, freight, complete condition of sales and more.

Effective Date: 06/01/2026 | ociseating.com

# ELĒ | Square Occasional and Meeting Tables

**Ordering Requirements:**

- Model Number
- Top Surface (-L or -V)
- Top Finish
- Base Finish
- Options if Applicable

**Standard Metal Leg Finishes:**

-C - Chrome

**Optional Metal Leg Finish - \$250 List**

-S - Silver

-B - Black

Refer to page 7 for OCI SEATING Freight Program.

**OCI Laminate Finishes:**








White, Fog, Black, Bleached Legno, Millennium Oak & Weatherd Ash

Special Size Tables can be made, starting from \$125 Net. Call OCI for more information and a price quote.

**OCI Seating Finishes:**

Mahogany, Summit Cherry, Dark Cherry, Clear Maple, Pacific Cherry, OFS Cherry, Summit Maple, OCI Jade, OCI Espresso, Walnut, Cognac, OCI Light Cherry, Black Lacquer, CI Honey, CI Cherry, OCI Café, Slate Grey & Smoke Grey



	Model	Dimensions	Laminate	Veneer
<b>Occasional Tables</b>				
	TME303017	30 W x 30 D x 17 H Weight: 24 lbs.	1420	1755
	TME363617	36 W x 36 D x 17 H Weight: 28 lbs.	1595	2130
<b>Meeting Tables</b>				
	TME303030	30 W x 30 D x 30 H Weight: 24 lbs.	1640	1985
	TME363630	36 W x 36 D x 30 H Weight: 28 lbs.	1815	2360
	TME303036	30 W x 30 D x 36 H Weight: 24 lbs.	1750	2100
	TME363636	36 W x 36 D x 36 H Weight: 28 lbs.	1925	2475
	TME303042	30 W x 30 D x 42 H Weight: 24 lbs.	1805	2160
	TME363642	36 W x 36 D x 42 H Weight: 28 lbs.	1875	2420

**Optional / Upgrades**

For Custom Laminate or Custom Finish on Veneer  
Please call for Special Pricing

- PNM - Power Node Module

\$350 List





## Product Features:

---

- 12MM Wire Chrome Metal Sled Frame
  - 30" and 25" Stool Options on wire metal frame
  - Metal Sled, Auto Return Swivel, and Auto Return Swivel Tilt bases available
  - Metal Sled base available in chrome, silver and black finish
  - Accompanying Occasional Tables also offered
  - Clear Glides included for Sled Base
- 
- When combining different grade fabric, use the higher grade
  - When combining fabric of the same grade, Two Tone \$95 List

### Standard Metal Frame Finish:

-C - Chrome

### Optional Wire Metal Sled Frame Finishes:

-S - Silver \$100 List  
-B - Black \$100 List

### Optional Swivel Base Finishes:

-S - Silver \$200 List  
-B - Black \$200 List

Refer to page 7 for OCI Seating Freight Program.

Refer to terms and conditions for general information regarding fabrics, finishes, warranty, freight, complete condition of sales and more.

Effective Date: 06/01/2026 | [ociseating.com](http://ociseating.com)







# Mylina | Guest & Lounge Seating

## Ordering Requirements:

- Model Number
- Frame Finish
- Fabric Choice



Refer to page 7 for OCI SEATING Freight Program.

Model	Description	1 COM	2	3 COL	FABRIC GRADES					
					4	5	6	7	8	L2
641M 	Lounge, Metal Sled Base 26 W x 25.5 D x 30 H Seat: 23 W x 18.5 D Seat Height: 19.25 COM: 2.25 yds. Ship Weight: 20 lbs.	1590	1690	1795	1895	1950	2000	2085	2180	3210
642M 	Lounge, Metal Swivel Base with Auto Return 26 W x 25.5 D x 30 H Seat: 23 W x 18.5 D Seat Height: 18.5 COM: 2.25 yds. Ship Weight: 22 lbs.	1745	1845	1950	2045	2105	2155	2240	2335	3365
643M 	Lounge, Metal Swivel Tilt Base with Auto Return 26 W x 25.5 D x 30 H Seat: 23 W x 18.5 D Seat Height: 18.5 COM: 2.25 yds. Ship Weight: 22 lbs.	1765	1865	1970	2070	2125	2175	2260	2355	3385
651M 	Guest, Metal Sled Base 24 W x 25.5 D x 30 H Seat: 21 W x 18.5 D Seat Height: 19.25 COM: 2.25 yds. Ship Weight: 22 lbs.	1340	1410	1495	1545	1650	1730	1780	1855	2745
652M 	Guest, Metal Swivel Base with Auto Return 24 W x 25.5 D x 30 H Seat: 21 W x 18.5 D Seat Height: 18.5 COM: 2.25 yds. Ship Weight: 22 lbs.	1495	1565	1650	1700	1805	1880	1935	2010	2900
653M 	Guest, Metal Swivel Tilt Base with Auto Return 24 W x 25.5 D x 30 H Seat: 21 W x 18.5 D Seat Height: 18.5 COM: 2.25 yds. Ship Weight: 22 lbs.	1515	1585	1670	1725	1825	1905	1955	2030	2925



# Mylina | Stool Seating

## Ordering Requirements:

- Model Number
- Frame Finish
- Fabric Choice



Refer to page 7 for OCI SEATING Freight Program.

Model	Description	FABRIC GRADES								
		1 COM	2	3 COL	4	5	6	7	8	L2
 660M	Stool 30", Metal Sled Base 19 W x 20.5 D x 37 H Seat: 15.5 W x 14 D Seat Height: 30 COM: 1 yd. Ship Weight: 14 lbs.	1315	1350	1410	1465	1515	1555	1595	1625	2450
 665M	Stool 25", Metal Sled Base 19 W x 20.5 D x 32 H Seat: 15.5 W x 14 D Seat Height: 25 COM: 1 yd. Ship Weight: 16 lbs.	1265	1300	1355	1415	1465	1500	1540	1575	2395

## Optional / Upgrades

### Standard Metal Frame Finish:

-C - Chrome

- When combining different grade fabric, use the higher grade.
- When combining fabric of the same grade, Two Tone \$95 List.

### Optional Wire Metal Sled Frame Finishes:

-S - Silver

\$100 List

-B - Black

\$100 List

# TL / TLF | Occasional and Reception Tables


OCI Seating offers four styles of occasional tables to fit all your design requirements. Choose from end tables, coffee tables, round tables and sofa tables. All of our tables are hand crafted to ensure quality and finish that meets the demands of our customers. Our rectilinear tables are made with veneer tops, mitered hardwood edge banding and solid hardwood aprons and legs. Round tables are constructed with solid hardwood tops, aprons and legs.

OCI Seating Finishes:  
 Mahogany, Summit Cherry, Dark Cherry, Clear Maple, Pacific Cherry, OFS Cherry, Summit Maple, OCI Jade, OCI Espresso, Walnut, Cognac, OCI Light Cherry, Black Lacquer, CI Honey, CI Cherry, OCI Café, Slate Grey & Smoke Grey

Special Size Tables can be made, starting from \$125 Net. Call OCI for more information and a price quote.  
 Add a Two-Tone finish for 15% up -charge.



Refer to page 7 for OCI SEATING Freight Program.

	Model	Dimensions	Shipping Info	
<b>TL Square Tables</b>				
	TL 2424 End Table	24 W x 24 D x 20 H	Carton: 9 Cu. Ft. Weight: 24 lbs.	1320
	TL 2828 End Table	28 W x 28 D x 20 H	Carton: 9 Cu. Ft. Weight: 28 lbs.	1395
<b>TL Rectangular Tables</b>				
	TL 2448 Coffee Table	48 W x 24 D x 19 H	Carton: 14 Cu. Ft. Weight: 42 lbs.	1475
	TL 1854 Sofa Table	54 W x 18 D x 29 H	Carton: 24 Cu. Ft. Weight: 52 lbs.	1675
<b>TL Round Tables</b>				
	TL 20R Round Table	20 Dia. x 20 H	Carton: 9 Cu. Ft. Weight: 24 lbs.	1580
	TL 24R Round Table	24 Dia. x 20 H	Carton: 9 Cu. Ft. Weight: 28 lbs.	1595
<b>TLF Square Tables</b>				
	TLF 2424 End Table	24 W x 24 D x 20 H	Carton: 9 Cu. Ft. Weight: 24 lbs.	1475
	TLF 2828 End Table	28 W x 28 D x 20 H	Carton: 9 Cu. Ft. Weight: 28 lbs.	1550
<b>TLF Rectangular Tables</b>				
	TLF 2448 Coffee Table	48 W x 24 D x 19 H	Carton: 14 Cu. Ft. Weight: 42 lbs.	1650
<b>TLF Round Tables</b>				
	TLF 20R Round Table	20 Dia. x 20 H	Carton: 9 Cu. Ft. Weight: 24 lbs.	1700
	TLF 24R Round Table	24 Dia. x 20 H	Carton: 9 Cu. Ft. Weight: 28 lbs.	1845

Refer to terms and conditions for general information regarding fabrics, finishes, warranty, freight, complete condition of sales and more.

Effective Date: 06/01/2026 | ociseating.com

# GEO | Guest Seating

**Product Features:**




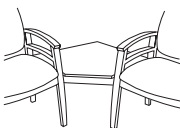

- Solid Beech Hardwood Frames
- 16 OCI Seating Wood Finishes
- High Resilient Poly Foam
- 5-Year Limited Warranty
- 300 lb. BIFMA Test Rating

**OCI Seating Finishes:**

Mahogany, Summit Cherry, Dark Cherry, Pacific Cherry, OFS Cherry, OCI Jade, OCI Espresso, Walnut, Cognac, OCI Light Cherry, Black Lacquer, CI Cherry, OCI Café, Natural Beech, Slate Grey & Smoke Grey



Refer to page 7 for OCI SEATING Freight Program.

Model	Description	FABRIC / LEATHER GRADES								L1	L2
		1 COM	2	3 COL	4	5	6	7	8		
100 	Guest Chair 22 W x 25 D x 34 H Seat: 19.25 W x 20.5 D Seat Height: 19 Arm Height: 26.5 COM: 1.25 yds. Carton: 15 Cu. Ft. Ship Weight: 32 lbs.	1015	1065	1110	1185	1250	1290	1330	1380	NA	NA
101 	Guest Chair with Armcap 22 W x 25 D x 34 H Seat: 19.25 W x 20.5 D Seat Height: 19 Arm Height: 27 COM: 1.25 yds. Carton: 15 Cu. Ft. Ship Weight: 32 lbs.	1190	1240	1285	1360	1425	1465	1505	1555	NA	NA
T2020IT 	Inner Table 20 W x 20 D x 20 H Carton: .5 Cu. Ft. Ship Weight: 12 lbs.	1175									
T3030CT 	Corner Table 30 W x 30 D x 20 H Carton: 3 Cu. Ft. Ship Weight: 31 lbs. When specifying, you need to allow 36" x 36" in corner	1675									
T2024ET 	End Table 20 W x 24 D x 20 H Carton: 9Cu. Ft. Ship Weight: 27 lbs.	1440									

- When combining different grade fabric, use the higher grade.
- When combining fabric of the same grade, Two Tone \$95 List.
- Custom wood finishes upon request - add \$375 Net per color.

# PENTERO | Guest Seating

## Product Features:






- Solid Beech Hardwood Frames
- 16 OCI Seating Wood Finishes
- High Resilient Poly Foam
- 5-Year Limited Warranty
- 300 lb. BIFMA Test Rating

## OCI Seating Finishes:

Mahogany, Summit Cherry, Dark Cherry, Pacific Cherry, OFS Cherry, OCI Jade, OCI Espresso, Walnut, Cognac, OCI Light Cherry, Black Lacquer, CI Cherry, OCI Café, Natural Beech, Slate Grey & Smoke Grey



Refer to page 7 for OCI SEATING Freight Program.

Model	Description	FABRIC / LEATHER GRADES									
		1 COM	2	3 COL	4	5	6	7	8	L2	
230-UB 	Guest chair with upholstered back 24.75 W x 23.5 D x 30 H Seat: 22.5 W x 19.5 D Seat Height: 18.25 Arm Height: 24.25 COM: 1.25 yds. Carton: 15 Cu. Ft. Ship Weight: 32 lbs.	1375	1435	1500	1560	1595	1635	1685	1735	2475	
230-SU 	Guest chair with upholstered solid back 24.75 W x 23.5 D x 30 H Seat: 22.5 W x 19.5 D Seat Height: 18.25 Arm Height: 24.25 COM: 1 yds. Carton: 15 Cu. Ft. Ship Weight: 32 lbs.	1710	1745	1800	1855	1905	1940	1980	2010	2710	
230-LU 	Guest chair with upholstered ladder back 24.75 W x 23.5 D x 30 H Seat: 22.5 W x 19.5 D Seat Height: 18.25 Arm Height: 24.25 COM: 1 yds. Carton: 15 Cu. Ft. Ship Weight: 32 lbs.	1600	1635	1690	1745	1795	1830	1870	1900	2600	
230-SB 	Guest chair with solid back 24.75 W x 23.5 D x 30 H Seat: 22.5 W x 19.5 D Seat Height: 18.25 Arm Height: 24.25 COM: .75 yds. Carton: 15 Cu. Ft. Ship Weight: 32 lbs.	1515	1550	1605	1660	1710	1745	1785	1815	2515	
230-LB 	Guest chair with ladder back 24.75 W x 23.5 D x 30 H Seat: 22.5 W x 19.5 D Seat Height: 18.25 Arm Height: 24.25 COM: .75 yds. Carton: 15 Cu. Ft. Ship Weight: 32 lbs.	1340	1375	1430	1485	1535	1570	1610	1640	2340	

- When combining different grade fabric, use the higher grade.
- When combining fabric of the same grade, Two Tone \$95 List.
- Custom wood finishes upon request - add \$375 Net per color.

Refer to terms and conditions for general information regarding fabrics, finishes, warranty, freight, complete condition of sales and more.

Effective Date: 06/01/2026 | ociseating.com

# ENTOURAGE | Guest Reception Seating

**Product Features:**

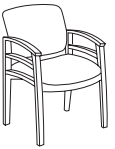

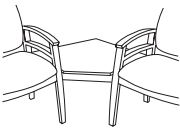
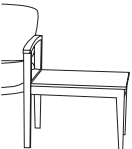
- Solid Maple Hardwood Frames
- Small Gap For Clean-Out For Healthcare Applications
- 18 OCI Seating Wood Finishes
- 3 Different Gangable Tables and 2 Different Styles of Free Standing Tables (pages 49)
- Special Spacer Designed to Attach Multiple Chairs - \$120 List
- 300 lb. BIFMA Test Rating

**OCI Seating Finishes:**

Mahogany, Summit Cherry, Dark Cherry, Clear Maple, Pacific Cherry, OFS Cherry, Summit Maple, OCI Jade, OCI Expresso, Walnut, Cognac, OCI Light Cherry, Black Lacquer, CI Honey, CI Cherry, OCI Café, Slate Grey & Smoke Grey



Refer to page 7 for OCI SEATING Freight Program.

Model	Description	FABRIC / LEATHER GRADES									
		1 COM	2	3 COL	4	5	6	7	8	L1	L2
 <p>400</p>	<p>Guest Chair                      24 W x 26 D x 35 H                      Seat: 20 W x 19.5 D                      Seat Height: 19                      Arm Height: 27.25                      COM: 1.5 yds.                      Carton: 17 Cu. Ft.                      Ship Weight: 42 lbs.</p>	1345	1395	1440	1515	1580	1620	1660	1710	NA	NA
 <p>T2020IT</p>	<p>Inner Table                      20 W x 20 D x 20 H                      Carton: .5 Cu. Ft.                      Ship Weight: 12 lbs.</p>	1175									
 <p>T3030CT</p>	<p>Corner Table                      30 W x 30 D x 20 H                      Carton: 3 Cu. Ft.                      Ship Weight: 31 lbs.                      When specifying, you need to allow 36" x 36" in corner</p>	1675									
 <p>T2024ET</p>	<p>End Table                      20 W x 24 D x 20 H                      Carton: 9Cu. Ft.                      Ship Weight: 27 lbs.</p>	1440									

Important: When connecting chairs or tables please provide a drawing that specifies below.

- LS - Left side sitting
- RS - Right side sitting
- LRS - Left and Right side sitting

- When combining different grade fabric, use the higher grade.
- When combining fabric of the same grade, Two Tone \$95 List.
- Custom wood finishes upon request - add \$375 Net per color.

Refer to terms and conditions for general information regarding fabrics, finishes, warranty, freight, complete condition of sales and more.

Effective Date: 06/01/2026 | ociseating.com

# PROTÉGÉ | Guest Reception Seating

## Product Features:


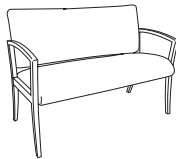
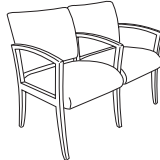

- Solid Maple Hardwood Frames
- 18 OCI Seating Wood Finishes
- 3 Different Gangable Tables and 2 Different Styles of Free Standing Tables (pages 49)
- Special Spacer Designed to Attach Multiple Chairs - \$120 List
- 500lb. Test Rating (462, 464)
- 250lb. Test Rating (460, 463)

## OCI Seating Finishes:

Mahogany, Summit Cherry, Dark Cherry, Clear Maple, Pacific Cherry, OFS Cherry, Summit Maple, OCI Jade, OCI Espresso, Walnut, Cognac, OCI Light Cherry, Black Lacquer, CI Honey, CI Cherry, OCI Café, Slate Grey & Smoke Grey




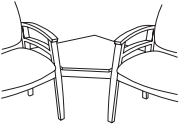

Refer to page 7 for OCI SEATING Freight Program.

Model	Description	FABRIC / LEATHER GRADES									
		1 COM	2	3 COL	4	5	6	7	8	L1	L2
460	 <p>Guest Chair 22.5 W x 25.75 D x 35.75 H Seat: 20 W x 18.5 D Seat Height: 19.25 Arm Height: 27.5 COM: 1.5 yds. Carton: 17 Cu. Ft. Ship Weight: 33 lbs.</p>	1385	1445	1490	1565	1630	1670	1710	1760	NA	NA
462	 <p>2 - Seat Bench 49 W x 26 D x 36 H Seat: 46 W x 18.5 D Seat Height: 19.25 Arm Height: 27.5 COM: 2.5 yds. Carton: 26 Cu. Ft. Ship Weight: 61 lbs.</p>	2280	2405	2485	2585	2650	2710	2795	2895	NA	NA
463	 <p>2-Seat Settee 44.25 W x 26 D x 35.75 H Seat: 20 W x 18.5 D Seat Height: 19.25 Arm Height: 27.5 COM: 2.25 yds. Carton: 26 Cu. Ft. Ship Weight: 52 lbs.</p>	2700	2825	2905	2975	3025	3130	3215	3315	NA	NA
464	 <p>Bariatric 31.5 W x 26 D x 35.75 H Seat: 27.5 W x 18.5 D Seat Height: 19.25 Arm Height: 27.5 COM: 2.5 yds. Carton: 25 Cu. Ft. Ship Weight: 49 lbs.</p>	2775	2895	2980	3080	3145	3205	3290	3390	NA	NA

- When combining different grade fabric, use the higher grade.
- When combining fabric of the same grade, Two Tone \$95 List.
- Custom wood finishes upon request - add \$375 Net per color.

# PROTÉGÉ | Gangable / Connecting Tables

Refer to page 7 for OCI SEATING Freight Program.

Model	Description	1 COM	2	3 COL	FABRIC / LEATHER GRADES							
					4	5	6	7	8	L1	L2	
 T2020IT	Inner Table 20 W x 20 D x 20 H Carton: .5 Cu. Ft. Ship Weight: 12 lbs.	1175										
 T3030CT	Corner Table 30 W x 30 D x 20 H Carton: 3 Cu. Ft. Ship Weight: 31 lbs. When specifying, you need to allow 36" x 36" in corner	1675										
 T2024ET	End Table 20 W x 24 D x 20 H Carton: 9Cu. Ft. Ship Weight: 27 lbs.	1440										

Important: When connecting chairs or tables please provide a drawing that specifies below.

LS - Left side sitting

RS - Right side sitting

LRS - Left and Right side sitting

- Custom wood finishes upon request - add \$375 Net per color.

# RESPONSE 480 Series | Guest Reception Seating

## Product Features:






- Solid Maple Hardwood Frames
- 18 OCI Seating Wood Finishes
- 3 Different Gangable Tables and 2 Different Styles of Free Standing Tables (pages 49)
- New Round Corner Connecting Table with Retractable Folding Rear Leg
- Special Spacer Designed to Attach Multiple Chairs - \$120 List
- 300lb. Test Rating (480/485)
- 500lb. Test Rating (482/483/484)

## OCI Seating Finishes:

Mahogany, Summit Cherry, Dark Cherry, Clear Maple, Pacific Cherry, OFS Cherry, Summit Maple, OCI Jade, OCI Espresso, Walnut, Cognac, OCI Light Cherry, Black Lacquer, CI Honey, CI Cherry, OCI Café, Slate Grey & Smoke Grey



Refer to page 7 for OCI SEATING Freight Program.



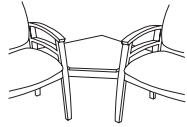
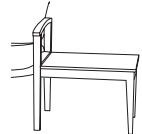
Model	Description	FABRIC / LEATHER GRADES									
		1 COM	2	3 COL	4	5	6	7	8	L1	L2
480	 <p>Guest Chair with Poly Cap 23.75 W x 26 D x 33.5 H Seat: 20.25 W x 20.25 D Seat Height: 19.25 Arm Height: 27 COM: 1.5 yds. Carton: 17 Cu. Ft. Ship Weight: 44 lbs.</p>	1670	1720	1775	1840	1905	1945	1985	2035	NA	NA
482	 <p>2-Seat Settee with Poly Cap 49.25 W x 26 D x 33.5 H Seat: 20.25 W x 20.25 D Seat Height: 19.25 Arm Height: 27 COM: 2.25 yds. Carton: 26 Cu. Ft. Ship Weight: 71 lbs.</p>	2995	3120	3200	3270	3320	3425	3510	3610	NA	NA
483	 <p>3-Seat Settee with Poly Cap 70.5 W x 26 D x 33.5 H Seat: 20.25 W x 20.25 D Seat Height: 19.25 Arm Height: 27 COM: 3.5 yds. Carton: 26 Cu. Ft. Ship Weight: 97 lbs.</p>	4305	4490	4615	4780	4935	5085	5175	5355	NA	NA
484	 <p>Bariatric with Poly Cap 31.75 W x 26 D x 33.5 H Seat: 28 W x 20.5 D Seat Height: 19.25 Arm Height: 27 COM: 2.25 yds. Carton: 25 Cu. Ft. Ship Weight: 58 lbs.</p>	2995	3120	3200	3300	3365	3425	3510	3610	NA	NA
485	 <p>Hip Stool with Poly Cap 23.75 W x 26 D x 39 H Seat: 20.25 W x 20.25 D Seat Height: 23.75 Arm Height: 32.5 COM: 1.5 yds. Carton: 17 Cu. Ft. Ship Weight: 44 lbs.</p>	2735	2785	2840	2905	2970	3010	3050	3100	NA	NA

Refer to terms and conditions for general information regarding fabrics, finishes, warranty, freight, complete condition of sales and more.

Effective Date: 06/01/2026 | ociseating.com

# RESPONSE | Gangable / Connecting Tables

Refer to page 7 for OCI SEATING Freight Program.

Model	Description	1 COM	2	3 COL	FABRIC / LEATHER GRADES							
					4	5	6	7	8	L1	L2	
 <p>T2020IT Inner Table 20 W x 20 D x 20 H Carton: .5 Cu. Ft. Ship Weight: 12 lbs.</p>	1175											
 <p>T2121RCT Round Corner Table 21 W x 21 D x 20 H Carton: 5 Cu. Ft. Ship Weight: 32 lbs. When specifying, you need to allow 36" x 36" in corner</p>	2095											
 <p>T3030CT Corner Table 30 W x 30 D x 20 H Carton: 3 Cu. Ft. Ship Weight: 31 lbs. When specifying, you need to allow 36" x 36" in corner</p>	1675											
 <p>T2024ET End Table 20 W x 24 D x 20 H Carton: 9Cu. Ft. Ship Weight: 27 lbs.</p>	1440											

Important: When connecting chairs or tables please provide a drawing that specifies below.

LS - Left side sitting

RS - Right side sitting

LRS - Left and Right side sitting

- When combining different grade fabric, use the higher grade.
- When combining fabric of the same grade, Two Tone \$95 List.
- Custom wood finishes upon request - add \$375 Net per color.

# ARRANGE 490 Series | Reception Seating

**Product Features:**

- Solid Maple Hardwood Frames with Poly Arm Cap
- 18 OCI Seating Wood Finishes
- 3 Different Gangable Tables and 2 Different Styles of Free Standing Tables (pages 49)
- New Round Corner Connecting Table with Retractable Folding Rear Leg
- Special Spacer Designed to Attach Multiple Chairs - \$120 List



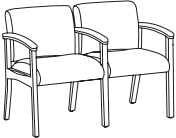
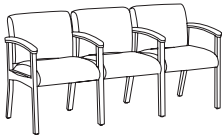
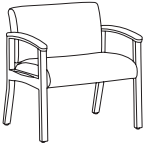

- 300lb. Test Rating (490)
- 500lb. Test Rating (491/492/493/494/495)

**OCI Seating Finishes:**

Mahogany, Summit Cherry, Dark Cherry, Clear Maple, Pacific Cherry, OFS Cherry, Summit Maple, OCI Jade, OCI Espresso, Walnut, Cognac, OCI Light Cherry, Black Lacquer, CI Honey, CI Cherry, OCI Café, Slate Grey & Smoke Grey



Refer to page 7 for OCI SEATING Freight Program.

Model	Description	FABRIC / LEATHER GRADES									
		1 COM	2	3 COL	4	5	6	7	8	L1	L2
490 	Guest Chair 24 W x 25.5 D x 33.5 H Seat: 20.5 W x 19.5 D Seat Height: 19.75 Arm Height: 27 COM: 1.5 yds. Carton: 17 Cu. Ft. Ship Weight: 38 lbs.	1580	1630	1680	1750	1815	1855	1895	1945	NA	NA
491 	Bench 49.25 W x 25.5 D x 33.5 H Seat: 45.75 W x 19.5 D Seat Height: 19.75 Arm Height: 27 COM: 3 yds. Carton: 43 Cu. Ft. Ship Weight: 71 lbs.	2515	2660	2745	2840	2910	2980	3070	3200	NA	NA
492 	2-Seat Settee 46.25 W x 25.5 D x 33.5 H Seat: 20.5 W x 19.5 D Seat Height: 19.75 Arm Height: 27 COM: 2.75 yds. Carton: 43 Cu. Ft. Ship Weight: 67 lbs.	2955	3090	3175	3225	3280	3325	3510	3620	NA	NA
493 	3-Seat Settee 69.25 W x 25.5 D x 33.5 H Seat: 20.5 W x 19.5 D Seat Height: 19.75 Arm Height: 27 COM: 4 yds. Carton: 58 Cu. Ft. Ship Weight: 81 lbs.	4055	4215	4370	4475	4635	4790	4895	5055	NA	NA
494 	Bariatric 31.25 W x 25.5 D x 33.5 H Seat: 28.5 W x 19.5 D Seat Height: 19.75 Arm Height: 27 COM: 2.5 yds. Carton: 25 Cu. Ft. Ship Weight: 58 lbs.	2925	3070	3155	3260	3325	3390	3480	3585	NA	NA
495 	Hip Stool 24 W x 26 D x 40 H Seat: 20.5 W x 19.5 D Seat Height: 26 Arm Height: 33.25 COM: 1.5 yds. Carton: 18 Cu. Ft. Ship Weight: 42 lbs.	2735	2785	2840	2905	2970	3010	3050	3100	NA	NA

# ARRANGE 620 Series | Reception Seating

**Product Features:**


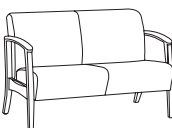

- Solid Maple Hardwood Frames with Poly Arm Cap
- 18 OCI Seating Wood Finishes
- 3 Different Gangable Tables and 2 Different Styles of Free Standing Tables (pages 49)
- Special Spacer Designed to Attach Multiple Chairs - \$120 List
- 300lb. Test Rating (620)
- 500lb. Test Rating (622/624)

**OCI Seating Finishes:**

Mahogany, Summit Cherry, Dark Cherry, Clear Maple, Pacific Cherry, OFS Cherry, Summit Maple, OCI Jade, OCI Expresso, Walnut, Cognac, OCI Light Cherry, Black Lacquer, CI Honey, CI Cherry, OCI Café, Slate Grey & Smoke Grey





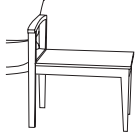
Refer to page 7 for OCI SEATING Freight Program.

Model	Description	FABRIC / LEATHER GRADES									
		1 COM	2	3 COL	4	5	6	7	8	L1	L2
620 	Guest Chair 25.75 W x 30.5 D x 34 H Seat: 22 W x 21 D Seat Height: 18 Arm Height: 27.5 COM: 2.25 yds. Carton: 24 Cu. Ft. Ship Weight: 51 lbs.	2495	2615	2695	2740	2790	2845	2900	2950	NA	NA
622 	Love Seat 52.5 W x 30.5 D x 34 H Seat: 48 W x 21 D Seat Height: 18 Arm Height: 27.5 COM: 4 yds. Carton: 43 Cu. Ft. Ship Weight: 87 lbs.	3395	3555	3710	3815	3975	4130	4235	4395	NA	NA
624 	Bariatric 31.75 W x 30.5 D x 34 H Seat: 28 W x 21 D Seat Height: 18 Arm Height: 27.5 COM: 3.25 yds. Carton: 25 Cu. Ft. Ship Weight: 56 lbs.	3355	3525	3590	3695	3770	3845	3925	4040	NA	NA

- When combining different grade fabric, use the higher grade.
- When combining fabric of the same grade, Two Tone \$95 List.
- Custom wood finishes upon request - add \$375 Net per color.

# ARRANGE | Gangable / Connecting Tables

Refer to page 7 for OCI SEATING Freight Program.

Model	Description	FABRIC / LEATHER GRADES									
		1 COM	2	3 COL	4	5	6	7	8	L1	L2
T2020IT 	Inner Table 20 W x 20 D x 20 H Carton: .5 Cu. Ft. Ship Weight: 12 lbs.	1175									
T3030CT 	Corner Table 30 W x 30 D x 20 H Carton: 3 Cu. Ft. Ship Weight: 31 lbs. When specifying, you need to allow 36" x 36" in corner	1675									
T2024ET 	End Table 20 W x 24 D x 20 H Carton: 9Cu. Ft. Ship Weight: 27 lbs.	1440									

Important: When connecting chairs or tables please provide a drawing that specifies below.

- LS - Left side sitting
- RS - Right side sitting
- LRS - Left and Right side sitting

- Custom wood finishes upon request - add \$375 Net per color.

# PATRON | Guest Seating

**Product Features:**

- Solid Maple Hardwood Frames
- 18 OCI Seating Wood Finishes
- 2 Different Styles of Free Standing Tables (pages 49)

**OCI Seating Finishes:**

Mahogany, Summit Cherry, Dark Cherry, Clear Maple, Pacific Cherry, OFS Cherry, Summit Maple, OCI Jade, OCI Espresso, Walnut, Cognac, OCI Light Cherry, Black Lacquer, CI Honey, CI Cherry, OCI Café, Slate Grey & Smoke Grey



Refer to page 7 for OCI SEATING Freight Program.

Model	Description	FABRIC / LEATHER GRADES									
		1 COM	2	3 COL	4	5	6	7	8	L1	L2
820	Guest Chair 23 W x 25.25 D x 35 H Seat: 20 W x 19 D Seat Height: 18.5 Arm Height: 27.75 COM: 1.5 yds. Carton: 17 Cu. Ft. Ship Weight: 39 lbs.	1515	1565	1610	1685	1750	1790	1830	1880	NA	NA

- When combining different grade fabric, use the higher grade.
- When combining fabric of the same grade, Two Tone \$95 List.
- Custom wood finishes upon request - add \$375 Net per color.



#### Product Features:

---

- Fixed Seat Cushion
- High Resilient Long Lasting Polyfoam
- 16 standard OCI Finishes on Baltic Birch Plywood
- Features Arm and Armless and Extended Models
- Two Table Sizes
- 300 lb. Test Rating
- Manufactured in U.S.A.

#### OCI Seating Finishes:

Mahogany, Summit Cherry, Dark Cherry,  
Pacific Cherry, OFS Cherry, OCI Jade, OCI  
Espresso, Walnut, Cognac, OCI Light Cherry,  
Black Lacquer, CI Cherry, OCI Café, Natural  
Beech, Slate Grey & Smoke Grey

- When combining different grade fabric, use the higher grade.
- When combining fabric of the same grade, Two Tone \$95 List.
- Custom wood finishes upon request - add \$375 Net per color.

Refer to page 7 for OCI Seating Freight Program.

Refer to terms and conditions for general information regarding fabrics, finishes, warranty, freight, complete condition of sales and more.

Effective Date: 06/01/2026 | ociseating.com







# CAPA | Guest Seating & Tables

## Ordering Requirements:

- Model Number
- Frame Finish
- Fabric Choice



Refer to page 7 for OCI SEATING Freight Program.

Model	Description	FABRIC GRADES								
		1 COM	2	3 COL	4	5	6	7	8	L2
350 	Armless Guest 21.5 W x 23.75 D x 31.5 H Seat: 19.5 W x 18 D Seat Height: 18 COM: 1.25 yd. Ship Weight: 22 lbs.	1260	1320	1385	1445	1480	1520	1570	1620	NA
351 	Guest 21.5 W x 23.75 D x 31.5 H Seat: 19.5 W x 18 D Seat Height: 18 COM: 1.25 yd. Ship Weight: 26 lbs.	1305	1365	1430	1490	1525	1565	1615	1665	NA
360 	Wide Seat, Armless Guest 27 W x 23.75 D x 31.5 H Seat: 25 W x 18 D Seat Height: 18 COM: 1.5 yd. Ship Weight: 26 lbs.	1350	1420	1485	1545	1580	1620	1670	1720	NA
361 	Wide Seat, Guest 27 W x 23.75 D x 31.5 H Seat: 25 W x 18 D Seat Height: 18 COM: 1.5 yd. Ship Weight: 30 lbs.	1395	1465	1530	1590	1625	1665	1715	1765	NA
TC222217 	End Table 22 W x 22 D x 17 H. Ship Weight: 17 lbs.	1180								
TC482017 	Coffee Table 48 W x 20 D x 17 H. Ship Weight: 35 lbs.	1250								

- When combining different grade fabric, use the higher grade.
- When combining fabric of the same grade, Two Tone \$95 List.
- Custom wood finishes upon request - add \$375 Net per color.

Refer to terms and conditions for general information regarding fabrics, finishes, warranty, freight, complete condition of sales and more.

Effective Date: 06/01/2026 | ociseating.com



#### Product Features:

---

- Clean out between seat and back
- Guest and Bariatric available
- Arm caps available in beech wood and black urethane
- Solid Beech wood frame
- Available in all OCI finishes on Beech
- Guest weight capacity it is 350 lbs.
- Bariatric weight capacity is 500 lbs.
- Two, three and reconfigurable units available
- Wall Saver (Only on Guest Chair, Not Bariatric)
- Starting Price \$1,725 Com/Grade 1
- Connecting side, corner, and end tables available.  
(See page 68 for pricing and features)

#### OCI Seating Finishes:

Mahogany, Summit Cherry, Dark Cherry,  
Pacific Cherry, OFS Cherry, OCI Jade, OCI  
Expresso, Walnut, Cognac, OCI Light Cherry,  
Black Lacquer, CI Cherry, OCI Café, Natural  
Beech, Slate Grey & Smoke Grey

#### Arm Cap Options:

- P - Black Polyurethane
- W - Wood

- When combining different grade fabric, use the higher grade.
- When combining fabric of the same grade, Two Tone \$95 List.
- Custom wood finishes upon request - add \$375 Net per color.

Refer to page 7 for OCI Seating Freight Program.

# SANTEE | Guest & Tandem Wood Chairs





## Ordering Requirements:

- Model Number
- Frame Finish
- Arm Cap Choice
- Fabric Choice

## Wood Arm Finishes:

Mahogany, Summit Cherry, Dark Cherry, Pacific Cherry, OFS Cherry, OCI Jade, OCI Espresso, Walnut, Cognac, OCI Light Cherry, Black Lacquer, CI Cherry, OCI Café, Natural Beech, Slate Grey & Smoke Grey

Refer to page 7 for OCI Seating Freight Program.

Model	Description	FABRIC GRADES							
		1 COM	2	3 COL	4	5	6	7	8
380	 <p>Wood Guest Chair, Single Seat                      26 W x 23.5 D x 32.5 H                      Seat: 22.5 W x 19 D                      Back: 22.5 W x 15.5 H                      Seat Height: 17.5                      Arm Height from Seat: 7.5                      COM: 1.5 yds. Carton: 17 Cu. Ft.                      Ship Weight: 32 lbs</p>	1725	1785	1850	1910	1935	1975	2025	2075
382	 <p>Wood Guest Chair, 2 Seat                      50.5 W x 23.5 D x 32.5 H                      Seat: 22.5 W x 19 D                      Back: 22.5 W x 15.5 H                      Seat Height: 17.5                      Arm Height from Seat: 7.5                      COM: 3 yds. Carton: 43 Cu. Ft.                      Ship Weight: 57 lbs</p>	3190	3310	3440	3560	3610	3690	3790	3890
383	 <p>Wood Guest Chair, 3 Seat                      75 W x 23.5 D x 32.5 H                      Seat: 22.5 W x 19 D                      Back: 22.5 W x 15.5 H                      Seat Height: 17.5                      Arm Height from Seat: 7.5                      COM: 4.5 yds. Carton: 58 Cu. Ft.                      Ship Weight: 82 lbs</p>	4775	4955	5150	5330	5405	5525	5675	5825
385	 <p>Wood Guest Chair, Bariatric                      33.5 W x 23.5 D x 32.5 H                      Seat: 30.5 W x 19 D                      Back: 30.5 W x 15.5 H                      Seat Height: 17.5                      Arm Height from Seat: 7.5                      COM: 2.5 yds. Carton: 25 Cu. Ft.                      Ship Weight: 38 lbs</p>	2495	2640	2725	2830	2895	2970	3060	3175

# SANTEE | Configurable Wood Chairs




## Ordering Requirements:

- Model Number
- Frame Finish
- Arm Cap Choice
- Fabric Choice

## Wood Arm Finishes:

Mahogany, Summit Cherry, Dark Cherry, Pacific Cherry, OFS Cherry, OCI Jade, OCI Espresso, Walnut, Cognac, OCI Light Cherry, Black Lacquer, CI Cherry, OCI Café, Natural Beech, Slate Grey & Smoke Grey

Refer to page 7 for OCI Seating Freight Program.

Model	Description	FABRIC GRADES							
		1 COM	2	3 COL	4	5	6	7	8
380-ST	 <p>Wood Guest Chair, Starter Unit                      26 W x 23.5 D x 32.5 H                      Seat: 22.5 W x 19 D                      Back: 22.5 W x 15.5 H                      Seat Height: 17.5                      Arm Height from Seat: 7.5                      COM: 1.5 yds. Carton: 17 Cu. Ft.                      Ship Weight: 32 lbs</p>	1755	1815	1880	1940	1965	2005	2055	2105
380-CU	 <p>Wood Guest Chair, Center Unit                      24.5 W x 23.5 D x 32.5 H                      Seat: 22.5 W x 19 D                      Back: 22.5 W x 15.5 H                      Seat Height: 17.5                      Arm Height from Seat: 7.5                      COM: 1.5 yds. Carton: 17 Cu. Ft.                      Ship Weight: 25 lbs</p>	1575	1635	1700	1760	1785	1825	1875	1925
380-EU	 <p>Wood Guest Chair, End Unit                      24.5 W x 23.5 D x 32.5 H                      Seat: 22.5 W x 19 D                      Back: 22.5 W x 15.5 H                      Seat Height: 17.5                      Arm Height from Seat: 7.5                      COM: 1.5 yds. Carton: 17 Cu. Ft.                      Ship Weight: 25 lbs</p>	1550	1610	1675	1735	1760	1800	1850	1900

Orders exceeding 3 consecutive units will be shipped with up to 3 preassembled units in per box.

Some assembly necessary to join preassembled units of 4 or more.

# SANTEE | Configurable Wood Chairs / Bariatric




## Ordering Requirements:

- Model Number
- Frame Finish
- Arm Cap Choice
- Fabric Choice

## Wood Arm Finishes:

Mahogany, Summit Cherry, Dark Cherry, Pacific Cherry, OFS Cherry, OCI Jade, OCI Espresso, Walnut, Cognac, OCI Light Cherry, Black Lacquer, CI Cherry, OCI Café, Natural Beech, Slate Grey & Smoke Grey

Refer to page 7 for OCI Seating Freight Program.

Model	Description	FABRIC GRADES							
		1 COM	2	3 COL	4	5	6	7	8
385-ST	 <p>Wood Guest Chair, Starter Unit Bariatric                      33.4 W x 23.5 D x 32.5 H                      Seat: 30.5 W x 19 D                      Back: 30.5 W x 15.5 H                      Seat Height: 17.5                      Arm Height from Seat: 7.5                      COM: 2.5 yds. Carton: 25 Cu. Ft.                      Ship Weight: 38 lbs</p>	2520	2665	2750	2855	2920	2995	3085	3190
385-CU	 <p>Wood Guest Chair, Center Unit Bariatric                      32 W x 23.5 D x 32.5 H                      Seat: 30.5 W x 19 D                      Back: 30.5 W x 15.5 H                      Seat Height: 17.5                      Arm Height from Seat: 7.5                      COM: 2.5 yds. Carton: 25 Cu. Ft.                      Ship Weight: 31 lbs</p>	2340	2485	2570	2675	2740	2815	2905	3010
385-EU	 <p>Wood Guest Chair, End Unit Bariatric                      32 W x 23.5 D x 32.5 H                      Seat: 30.5 W x 19 D                      Back: 30.5 W x 15.5 H                      Seat Height: 17.5                      Arm Height from Seat: 7.5                      COM: 2.5 yds. Carton: 25 Cu. Ft.                      Ship Weight: 31 lbs</p>	2310	2455	2540	2645	2710	2785	2875	2980

Orders exceeding 3 consecutive units will be shipped with up to 3 preassembled units in per box.

Some assembly necessary to join preassembled units of 4 or more.

# SANTEE | Connecting and End Tables

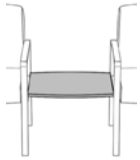
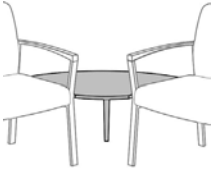

**Product Features:**

- Laminate and Veneer top material options. With exposed plywood edge
- Edge on veneer top will match top finish color unless specified otherwise.
- Edge on laminate tops will be exposed plywood with a clear coat finish as standard.
- All dimensions are nominal
- Veneer available in all OCI standard finishes
- Laminate available in 6 standard colors
- All tables come with brackets to mount to chair arm.
- Must specify where table is to be installed.

**Ordering Requirements:**

- Model Number
- Surface Material
- Laminate or Wood Finish

Refer to page 7 for OCI Seating Freight Program.

Model	Description	Laminate	Veneer
T380-IT	 <p>Inner Connecting Table 21 W x 20 D x 17 H. Ship Weight: 20 lbs. Carton: 1 Cu. Ft.</p>	1625	1765
T380-CT	 <p>Corner Connecting Table 28 W x 28 D x 17 H. Ship Weight: 24 lbs. Carton: 9 Cu. Ft.</p>	1345	1415
T380-ET	 <p>End Connecting Table 10.5 W x 20 D x 17 H. Ship Weight: 16 lbs. Carton: 9 Cu. Ft.</p>	965	1020

**Optional / Upgrades**

For Custom Laminate or Custom Finish on Veneer  
Please call for Special Pricing

**Standard Laminate Finishes:**

- White
- Black
- Fog
- Bleached Legno
- Millennium Oak
- Weathered Ash

**OCI Seating Finishes:**

- Mahogany, Summit Cherry, Dark Cherry,
- Pacific Cherry, OFS Cherry, OCI Jade, OCI
- Espresso, Walnut, Cognac, OCI Light Cherry,
- Black Lacquer, CI Cherry, OCI Café, Natural
- Beech, Slate Grey & Smoke Grey



#### Product Features:

---

- Clean out between seat and back
- Guest and Bariatric available
- Arm caps available in beech wood and black urethane
- Silver finish standard on frame
- Option for black finish available - \$175
- Guest weight capacity it is 350 lbs.
- Bariatric weight capacity is 500 lbs.
- Two, three and reconfigurable units available
- Wall Saver (Only on Guest Chair, Not Bariatric)
- Starting Price \$1,505 Com/Grade 1
- Connecting side, corner, and end tables available.  
(See page 73 for pricing and features)

#### Standard Metal Leg Finishes:

-S - Silver

#### Optional Metal Leg Finish:

-B - Black \$175 List

#### Arm Cap Options:

-P - Black Polyurethane

-W - Wood

#### Wood Arm Finishes:

Mahogany, Summit Cherry, Dark Cherry,  
Pacific Cherry, OFS Cherry, OCI Jade, OCI  
Espresso, Walnut, Cognac, OCI Light Cherry,  
Black Lacquer, CI Cherry, OCI Café, Natural  
Beech, Slate Grey & Smoke Grey

- When combining different grade fabric, use the higher grade.
- When combining fabric of the same grade, Two Tone \$95 List.
- Custom wood finishes upon request - add \$375 Net per color.

Refer to page 7 for OCI Seating Freight Program.

# SANTEE | Guest & Tandem Metal Chairs





## Ordering Requirements:

- Model Number
- Frame Finish
- Arm Cap Choice
- Fabric Choice

## Wood Arm Finishes:

Mahogany, Summit Cherry, Dark Cherry, Pacific Cherry, OFS Cherry, OCI Jade, OCI Espresso, Walnut, Cognac, OCI Light Cherry, Black Lacquer, CI Cherry, OCI Café, Natural Beech, Slate Grey & Smoke Grey

Refer to page 7 for OCI Seating Freight Program.

Model	Description	FABRIC GRADES							
		1 COM	2	3 COL	4	5	6	7	8
390	 <p>Metal Guest Chair, Single Seat                      25 W x 23.5 D x 32.5 H                      Seat: 22.5 W x 19 D                      Back: 22.5 W x 15 H                      Seat Height: 17.5                      Arm Height from Seat: 7.5                      COM: 1.5 yds. Carton: 17 Cu. Ft.                      Ship Weight: 43 lbs</p>	1505	1565	1630	1690	1715	1755	1805	1855
392	 <p>Metal Guest Chair, 2 Seat                      48.5 W x 23.5 D x 32.5 H                      Seat: 22.5 W x 19 D                      Back: 22.5 W x 15 H                      Seat Height: 17.5                      Arm Height from Seat: 7.5                      COM: 3 yds. Carton: 43 Cu. Ft.                      Ship Weight: 76 lbs</p>	2775	2895	3025	3145	3195	3275	3375	3475
393	 <p>Metal Guest Chair, 3 Seat                      72 W x 23.5 D x 32.5 H                      Seat: 22.5 W x 19 D                      Back: 22.5 W x 15 H                      Seat Height: 17.5                      Arm Height from Seat: 7.5                      COM: 4.5 yds. Carton: 58 Cu. Ft.                      Ship Weight: 109 lbs</p>	4280	4460	4655	4835	4910	5030	5180	5330
395	 <p>Metal Guest Chair, Bariatric                      33.5 W x 23.5 D x 32.5 H                      Seat: 30.5 W x 19 D                      Back: 30.5 W x 15.5 H                      Seat Height: 17.5                      Arm Height from Seat: 7.5                      COM: 2.5 yds. Carton: 25 Cu. Ft.                      Ship Weight: 51 lbs</p>	2180	2325	2410	2515	2580	2655	2745	2850

# SANTEE | Configurable Metal Chairs




## Ordering Requirements:

- Model Number
- Frame Finish
- Arm Cap Choice
- Fabric Choice

## Wood Arm Finishes:

Mahogany, Summit Cherry, Dark Cherry, Pacific Cherry, OFS Cherry, OCI Jade, OCI Espresso, Walnut, Cognac, OCI Light Cherry, Black Lacquer, CI Cherry, OCI Café, Natural Beech, Slate Grey & Smoke Grey

Refer to page 7 for OCI Seating Freight Program.

Model	Description	FABRIC GRADES							
		1 COM	2	3 COL	4	5	6	7	8
390-ST	 <p>Metal Guest Chair, Starter Unit                      25 W x 23.5 D x 32.5 H                      Seat: 22.5 W x 19 D                      Back: 22.5 W x 15.5 H                      Seat Height: 17.5                      Arm Height from Seat: 7.5                      COM: 1.5 yds. Carton: 17 Cu. Ft.                      Ship Weight: 43 lbs</p>	1530	1590	1655	1715	1740	1780	1830	1880
390-CU	 <p>Metal Guest Chair, Center Unit                      23.5 W x 23.5 D x 32.5 H                      Seat: 22.5 W x 19 D                      Back: 22.5 W x 15.5 H                      Seat Height: 17.5                      Arm Height from Seat: 7.5                      COM: 1.5 yds. Carton: 17 Cu. Ft.                      Ship Weight: 36 lbs</p>	1370	1430	1495	1555	1580	1620	1670	1720
390-EU	 <p>Metal Guest Chair, End Unit                      23.5 W x 23.5 D x 32.5 H                      Seat: 22.5 W x 19 D                      Back: 22.5 W x 15.5 H                      Seat Height: 17.5                      Arm Height from Seat: 7.5                      COM: 1.5 yds. Carton: 17 Cu. Ft.                      Ship Weight: 36 lbs</p>	1340	1400	1465	1525	1550	1590	1640	1690

Orders exceeding 3 consecutive units will be shipped with up to 3 preassembled units in per box.

Some assembly necessary to join preassembled units of 4 or more.

# SANTEE | Configurable Metal Chairs / Bariatric

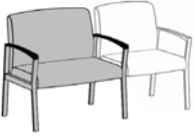


## Ordering Requirements:

- Model Number
- Frame Finish
- Arm Cap Choice
- Fabric Choice

## Wood Arm Finishes:

Mahogany, Summit Cherry, Dark Cherry, Pacific Cherry, OFS Cherry, OCI Jade, OCI Espresso, Walnut, Cognac, OCI Light Cherry, Black Lacquer, CI Cherry, OCI Café, Natural Beech, Slate Grey & Smoke Grey

Refer to page 7 for OCI Seating Freight Program.

Model	Description	FABRIC GRADES							
		1 COM	2	3 COL	4	5	6	7	8
395-ST	 <p>Metal Guest Chair, Starter Unit Bariatric                      33.4 W x 23.5 D x 32.5 H                      Seat: 30.5 W x 19 D                      Back: 30.5 W x 15.5 H                      Seat Height: 17.5                      Arm Height from Seat: 7.5                      COM: 2.5 yds. Carton: 25 Cu. Ft.                      Ship Weight: 51 lbs</p>	2205	2350	2435	2540	2605	2680	2770	2875
395-CU	 <p>Metal Guest Chair, Center Unit Bariatric                      32 W x 23.5 D x 32.5 H                      Seat: 30.5 W x 19 D                      Back: 30.5 W x 15.5 H                      Seat Height: 17.5                      Arm Height from Seat: 7.5                      COM: 2.5 yds. Carton: 25 Cu. Ft.                      Ship Weight: 41 lbs</p>	2040	2185	2270	2375	2440	2515	2605	2710
395-EU	 <p>Metal Guest Chair, End Unit Bariatric                      32 W x 23.5 D x 32.5 H                      Seat 30.5 W x 19 D                      Back: 30.5 W x 15.5 H                      Seat Height: 17.5                      Arm Height from Seat: 7.5                      COM: 2.5 yds. Carton: 25 Cu. Ft.                      Ship Weight: 41 lbs</p>	2000	2145	2230	2335	2400	2475	2565	2670

Orders exceeding 3 consecutive units will be shipped with up to 3 preassembled units in per box.

Some assembly necessary to join preassembled units of 4 or more.

# SANTEE | Connecting and End Tables

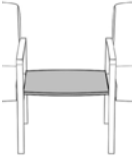


**Product Features:**

- Laminate and Veneer top material options.
  - With exposed plywood edge
- Edge on veneer top will match top finish color unless specified otherwise.
- Edge on laminate tops will be exposed plywood with a clear coat finish as standard.
- All dimensions are nominal
- Veneer available in all OCI standard finishes
- Laminate available in 6 standard colors
- All tables come with brackets to mount to chair arm.
- Must specify where table is to be installed.

**Ordering Requirements:**

- Model Number
- Surface Material
- Laminate or Wood Finish

Refer to page 7 for OCI Seating Freight Program.

Model	Description	Laminate	Veneer
 <p>T380-IT</p>	<p>Inner Connecting Table 21 W x 20 D x 17 H. Ship Weight: 20 lbs. Carton: 1 Cu. Ft.</p>	1625	1765
 <p>T380-CT</p>	<p>Corner Connecting Table 28 W x 28 D x 17 H. Ship Weight: 24 lbs. Carton: 9 Cu. Ft.</p>	1345	1415
 <p>T380-ET</p>	<p>End Connecting Table 10.5 W x 20 D x 17 H. Ship Weight: 16 lbs. Carton: 9 Cu. Ft.</p>	965	1020

**Optional / Upgrades**

For Custom Laminate or Custom Finish on Veneer,  
Please call for Special Pricing

**Standard Laminate Finishes:**

- White
- Black
- Fog
- Bleached Legno
- Millennium Oak
- Weathered Ash

**OCI Seating Finishes:**

- Mahogany, Summit Cherry, Dark Cherry,
- Pacific Cherry, OFS Cherry, OCI Jade, OCI
- Espresso, Walnut, Cognac, OCI Light Cherry,
- Black Lacquer, CI Cherry, OCI Café, Natural
- Beech, Slate Grey & Smoke Grey



Product Features:

- Designed to coordinate with Santee seating line
- Laminate and veneer top material options
- Laminate and Veneer tops are .75" thick with natural exposed plywood edge
- Laminate available in 6 standard colors with clear coat finish exposed plywood edge
- For custom Laminate or Veneer options pre-approval is required. Please contact customer service
- Veneer available in all standard OCI finishes on Maple, please refer to our website for current veneer colors
- Veneer top edge will match top finish color unless specified
- Base comes standard in Silver finish
- All dimensions are nominal
- Starting Price \$1,625

OCI Seating Finishes:

Mahogany, Summit Cherry, Dark Cherry, Pacific Cherry, OFS Cherry, OCI Jade, OCI Espresso, Walnut, Cognac, OCI Light Cherry, Black Lacquer, CI Cherry, OCI Café, Natural Beech, Slate Grey & Smoke Grey

OCI Laminate Finishes:

White, Fog, Black, Bleached Legno, Millennium Oak & Weatherd Ash



Exposed Plywood 30° Bevel Edge

Standard Metal Leg Finishes:

-S - Silver

Optional Metal Leg Finish

-B - Black \$175 List

Optional / Upgrades

For Custom Laminate or Custom Finish on Veneer, Please call for Special Pricing

Refer to page 7 for OCI SEATING Freight Program.

# SANTEE | End & Coffee Tables | Designed by Chris Carter

**Ordering Requirements:**

- Model Number
- Top Surface (-L or -V)
- Top Finish
- Base Finish
- Options if Applicable

**Standard Metal Leg Finishes:**

-S - Silver

**Optional Metal Leg Finish - \$175 List**

-B - Black

**OCI Laminate Finishes:**

White, Fog, Black, Bleached Legno, Millennium Oak & Weatherd Ash



Special Size Tables can be made, starting from \$75 Net. Call OCI for more information and a price quote.

**OCI Seating Finishes:**

Mahogany, Summit Cherry, Dark Cherry, Pacific Cherry, OFS Cherry, OCI Jade, OCI Espresso, Walnut, Cognac, OCI Light Cherry, Black Lacquer, CI Cherry, OCI Café, Natural Beech, Slate Grey & Smoke Grey



Refer to Page 7 for OCI SEATING Freight Program.

	Model	Dimensions	Laminate	Veneer
End Table				
	TS222222	22 W x 22 D x 22 H Weight: 24 lbs.	1625	1765
Coffee Table				
	TS303017 Weight: 24 lbs.	30 W x 30 D x 17 H	1885	2030



### Product Features:

---

- Tubular steel base
- Relaxed seat geometry
- 300+ upholstery options available
- Black or silver base
- High-resilient foam
- Flared arms for added comfort
- In-stock fabric options for quick ship
- Starting price \$1,620 in-stock fabrics

### Standard Metal Leg Finishes:

- S - Silver
- B - Black

- When combining different grade fabric, use the higher grade.
- When combining fabric of the same grade, Two Tone \$95 List.

Refer to page 7 for OCI Seating Freight Program.

Refer to terms and conditions for general information regarding fabrics, finishes, warranty, freight, complete condition of sales and more.

Effective Date: 06/01/2026 | [ociseating.com](http://ociseating.com)

# BRASO | Lounge Seating

**Product Features:**


- Tubular steel base
- Relaxed seat geometry
- 300+ upholstery options available
- Black or silver base
- High-resilient foam
- Flared arms for added comfort
- In-stock fabric options for quick ship

For non KD products please refer to page 7 for OCI SEATING Freight Program.

**Standard Metal Base Finishes:**

- B - Black frame finish
- S - Silver frame finish



Model	Description	In-stock Fabric	FABRIC / LEATHER GRADES								
			1 COM	2	3 COL	4	5	6	7	8	L2
2510	 <p>4-Leg with Glides                      Seat: 21 W x 19.5 D                      Back: 20 W x 24 H                      Seat Height: 16.5                      30 W x 33 D x 36 H                      COM: 3.25                      Ship Weight: 53 lbs.</p>	1620	1695	1775	1860	1925	1995	2060	2195	2305	NA

**Optional / Upgrades**

- Units are shipped with base off, necessary hardware is provided.

**-In-stock Fabric Options**





## Product Features:

---

- 18mm Chrome Stackable Tube Frame for all 4 Legged Versions
- 11mm Wire Chrome Metal Sled Base High Density Stacker
- Caster Option on Armless Frame
- 30" 4 Leg Stool Option Armless
- Standard Plastic Colors Available: Ebony, Indigo, Smoke & Cotton
- Stacks 6 on the Floor, 20 on the Cart (excludes M130 Stool)
- 300 lb. Test Rating
- UV Rated Plastic
- Lifetime Warranty
- Clean-Out Space
- Starts at \$445 List

## Standard Metal Frame Finishes:

-C - Chrome

## Optional Metal Frame Finish:

-S - Silver \$100 List  
 -B - Black \$100 List

## Standard Plastic Colors:

P10 Ebony  
 P20 Indigo  
 P30 Smoke  
 P40 Cotton

## Optional / Upgrades

---

-GC - Ganging Connector \$20 List  
 (Available on ME120C only)  
 -HFC - Hard Floor Casters \$50 List  
 -HFSLC - Hard Floor Self-Locking Caster \$85 List  
 (Available on ME110 only)  
 -MESC Stacking Cart \$500 List

Refer to page 7 for OCI Seating Freight Program.

# MELITA | Guest and Stack Chairs



## PLASTIC BACK AND SEAT

### Ordering Requirements:

- Model Number
- Frame Finish
- Plastic Color
- Options as Applicable



Refer to page 7 for OCI SEATING Freight Program.

Model	Description	
 ME100	4 Leg Armless Guest Chair, Glides, Chrome Frame Plastic Back and Seat 19.75 W x 21 D x 33.5 H Seat: 17.25 W x 17 D Seat Height: 18 Ship Weight: 13 lbs.	445
 ME101	4 Leg Loop Arm Guest Chair, Glides, Chrome Frame Plastic Back and Seat 23 W x 21 D x 33.5 H Seat: 17.25 W x 17 D Seat Height: 18 Arm Height: 25.5 Ship Weight: 16 lbs.	560
 ME110	4 Leg Armless Guest Chair, Casters, Chrome Frame Plastic Back and Seat 19.75 W x 21 D x 33.5 H Seat: 17.25 W x 17 D Seat Height: 18 Ship Weight: 14 lbs	445
 ME120	Sled Armless Guest Chair, Glides, Chrome Frame Plastic Back and Seat 19.75 W x 21 D x 33.5 H Seat: 17.25 W x 17 D Seat Height: 18 Ship Weight: 14 lbs	415
 ME130	4 Leg Armless Stool, Glides, Chrome Frame Plastic Back and Seat 19.75 W x 21 D x 45 H Seat: 17.25 W x 17 D Seat Height: 30 Ship Weight: 19 lbs	640

# MELITA | Guest and Stack Chairs






## PLASTIC BACK AND UPHOLSTERED SEAT

### Ordering Requirements:

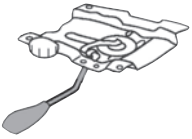
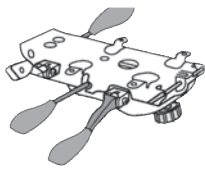
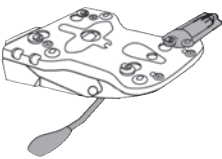
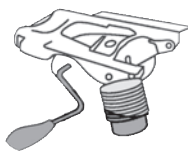
- Model Number
- Frame Finish
- Plastic Color
- Upholstery Selections
- Options as Applicable



Refer to page 7 for OCI SEATING Freight Program.

Model	Description	FABRIC GRADES								
		1 COM	2	3 COL	4	5	6	7	8	
 ME100-SU	4 Leg Armless Guest Chair, Glides, Chrome Frame Plastic Back and Upholstered Seat 19.75 W x 21 D x 33.5 H Seat: 17.25 W x 17 D Seat Height: 18 COM: .75 yds. Ship Weight: 14 lbs	575	610	655	700	730	760	795	840	
 ME101-SU	4 Leg Loop Arm Guest Chair, Glides, Chrome Frame Plastic Back and Upholstered Seat 23 W x 21 D x 33.5 H Seat: 17.25 W x 17 D Seat Height: 18 Arm Height: 25.5 COM: .75 yds. Ship Weight: 17 lbs.	685	690	735	780	810	840	875	920	
 ME110-SU	4 Leg Armless Guest Chair, Caster, Chrome Frame Plastic Back and Upholstered Seat 19.75 W x 21 D x 33.5 H Seat: 17.25 W x 17 D Seat Height: 18 COM: .75 yds. Ship Weight: 15 lbs	575	610	655	700	730	760	795	840	
 ME120-SU	Sled Armless Guest Chair, Glides, Chrome Frame Plastic Back and Upholstered Seat 19.75 W x 21 D x 33.5 H Seat: 17.25 W x 17 D Seat Height: 18 COM: .75 yds. Ship Weight: 15 lbs	545	580	625	670	700	730	765	810	
 ME130-SU	4 Leg Armless Stool, Glides, Chrome Frame Plastic Back and Upholstered Seat 19.75 W x 21 D x 45 H Seat: 17.25 W x 17 D Seat Height: 30 COM: .75 yds. Ship Weight: 20 lbs	775	810	855	900	930	960	995	1040	

# CHAIR MECHANISMS & CONTROLS

<p>(0) BASIC TASK - Single Paddle Mechanism</p>  <p>For use with task and computer work. The Basic Task has simple adjustments and works for casual meeting.</p> <p>Swivels 360°   Horizontal back rest depth   Gas cylinder seat height adjustment.</p> <p>\$125 List</p>	<p>(2) POSTURE TILT - 3 Paddle Mechanism</p>  <p>Used for executives, managers and conference rooms. Posture Tilt offers tilt back and rock or lock in upright position for tasking and has separate back lumbar adjustment.</p> <p>Swivels 360°   Seat and back tilt as unit   Gas cylinder seat height   Upright position tilt lock   Tilt tension control   Ratchet back height adjustment   Independent back adjustment</p> <p>\$250 List</p>
<p>(6) SYNCHRO - 2 Paddle Mechanism</p>  <p>Synchronized tilting action allows the user's feet to remain on the floor as they tilt backwards.</p> <p>Swivels 360°   5 position tilt lock   Gas cylinder seat height adjustment   Tilt tension control   Seat and back tilt in a 1:2 synchronized ratio.</p> <p>\$300 List</p>	<p>(5) DELUXE KNEE TILT - Single Paddle Mechanism</p>  <p>Used for executives, managers and conference rooms. The best of traditional tilt with a full range of movement.</p> <p>Swivels 360°   Independent articulating seat   Seat and back tilt as unit   Gas cylinder seat height adjustment   Upright position tilt lock   Tilt tension control   Reduced rise of front seat edge</p> <p>\$250 List</p>

Shipping and handling charges will apply on all parts orders.

# AMI | Task Seating

**Product Features:**





- Injection Molded Outer Frame
- 8-position Adjustable Arms
- Frame and Arms Made From Reinforced Glass Filled Nylon
- Swivel-Tilt and Knee-Tilt Available
- Stool Models (-SK) have Standard 8" Gas Lift & Adjustable Foot Ring
- Dual Wheel Casters for Use on Multiple Surfaces
- Upgraded Optional Fabric Seat Choices
- Mechanism functions on page 90
- 300 lb. Test Rating

**Standard Back and Mesh Options:**

- BB - Black Nylon Back/Arms with Black Mesh and Black Fabric Seat with Black Base
- BG - Black Nylon Back/Arms with Grey Mesh and Grey Fabric Seat with Black Base
- SWG - Soft White Nylon Back/Arms with Grey Mesh and Grey Fabric Seat with Soft White Base



Qualifies for OCI Seating KD Freight Program. Please refer to page 7 for more information. Orders of six (6) chairs or more combined in one shipment are freight free anywhere in the continuous 48 states in the U.S. Five (5) chairs or less are subject to a \$95 freight surcharge.

Model	Description	Standard Config.	QUICK SHIP	FABRIC / LEATHER GRADES								
				1 COM	2	3 COL	4	5	6	7	8	L2
 AM-35	 Black Frame With Black Mesh Back Adjustable Arm Black Poly Base Swivel-Tilt Seat: 19.5 W x 17.5 D Back: 18.75 W x 21 H Seat Height: 16.75 - 21.5 25.5 W x 24.75 D x 36.75 - 31.5 H COM: 1.0 yds. Ship Weight: 26 lbs.	-BB	645	710	760	805	845	880	920	960	1025	NA
		-BG	645	710	760	805	845	880	920	960	1025	NA
		-SWG	735	800	850	895	935	970	1010	1050	1115	NA
 AM-37	 Black Frame With Black Mesh Back Adjustable Arm Black Poly Base Knee-Tilt Seat: 19.5 W x 17.5 D Back: 18.75 W x 21 H Seat Height: 16.75 - 21.5 25.5 W x 24.75 D x 36.75 - 31.5 H COM: 1.0 yds. Ship Weight: 26 lbs.	-BB	735	800	850	895	935	970	1010	1050	1115	NA
		-BG	735	800	850	895	935	970	1010	1050	1115	NA
		-SWG	830	895	945	990	1030	1065	1105	1145	1210	NA

**Optional / Upgrades:**

- TCB Trendi chrome base \$200 List
- HF Casters \$50 List
- SK Stool Kit \$250 List
- Knee-Tilt \$95 List

**-Upgraded Optional Fabric Seat Choices - \$60 List (Add to Quick Ship cost)**



# OVATION V | Task Seating

**Product Features:**





- Standard Seat Slider
- 4 Way Adjustable Up/Down In/Out Arms with Sliding Pad
- Ratchet Back Height Adjustment and Adjustable Lumbar
- Optional Headrest
- Stool Models (-SK) have Standard 8" Gas Lift & Adjustable Foot Ring
- Choose from Black or Grey Mesh Back on the OV-436
- Mechanism functions on page 90
- 300 lb. Test Rating



Qualifies for OCI Seating KD Freight Program. Please refer to page 7 for more information.

Orders of six (6) chairs or more combined in one shipment are freight free anywhere in the continuous 48 states in the U.S. Five (5) chairs or less are subject to a \$95 freight surcharge.



Model	Description	QUICK SHIP	FABRIC / LEATHER GRADES								L2
			1 COM	2	3 COL	4	5	6	7	8	
OV-436	 Black Fabric Seat and Mesh Back Adjustable Arm Black Poly Base Syncro Tilt w/Seat Slider and (3) position Back Lock Seat: 20 W x 19 D Back: 21.5 W x 22 H Seat Height: 17.5 - 21.5 42.5 OV H x 25.5 OV W COM: 1.0 yds. Ship Weight: 59 lbs.	 1315	1375	1425	1470	1510	1545	1585	1625	1690	NA
OV-438-M	 Black Mesh Seat and Back Adjustable Arm Aluminum Base Cable Activated Syncro Tilt w/Seat Slider and (3) position Back Lock Seat: 20 W x 19 D Back: 21.5 W x 22 H Seat Height: 17.5 - 21.5 42.5 OV H x 25.5 OV W COM: 1.0 yds. Ship Weight: 59 lbs.	 1480									

**Optional / Upgrades:**

- CT Chrome Thunder Base Model \$200 List
- OV-HR Optional Headrest \$135 List
- HF Casters \$50 List
- SK Stool Kit \$250 List

# TRENDI All Mesh | Task Chairs

**Product Features:**

- Standard Frame/Mesh/Base Combinations:
- BB - Black Poly Frame and Black Mesh Seat and Back with Black Poly Base
- Advanced Synchro Tilt Mechanism
- 5-Way Adjustable Up/Down with Sliding Pad forward/back, Left/Right, In/Out
- Seat Slider and Adjustable Lumbar
- 300 lb. Test Rating
- Mechanism functions on page 90



Qualifies for OCI Seating KD Freight Program. Please refer to page 7 for more information.

Orders of six (6) chairs or more combined in one shipment are freight free anywhere in the continuous 48 states in the U.S. Five (5) chairs or less are subject to a \$95 freight surcharge.

For non KD products please refer to page 7 for OCI SEATING Freight Program.



Model	Description	Standard Config.	QUICK SHIP	FABRIC / LEATHER GRADES								
				1 COM	2	3 COL	4	5	6	7	8	L2
TR-838-All Mesh	Seat: 19.5 W x 19.5 D Back: 18.5 W x 18 H Seat Height: 17.5 - 20.5 35 - 38 OV H x 25 OV W COM: .75 yds. Ship Weight: 55 lbs. (x2)	-BB	1210	NA	NA	NA	NA	NA	NA	NA	NA	NA

**Optional / Upgrades**

-TCB Trendi chrome base \$200 List

# TRENDI Black Frame | Task, Guest and Nesting Chairs

## Product Features:

- Standard Back/Mesh/Frame Combinations:
- BB - Black Poly Back/Arms with Black Mesh and Black Fabric Seat and Black Metal Frame
- Advanced Synchro Tilt Mechanism
- 3 Way Adjustable Up/Down with Sliding Pad forward/back, Left or Right
- Seat Slider and Adjustable Lumbar
- 300 lb. Test Rating
- Mesh color and seat fabric color must be specified if different from Standard
- Mechanism functions on page 90







Qualifies for OCI Seating KD Freight Program. Please refer to page 7 for more information.

Orders of six (6) chairs or more combined in one shipment are freight free anywhere in the continuous 48 states in the U.S. Five (5) chairs or less are subject to a \$95 freight surcharge.

For non KD products please refer to page 7 for OCI SEATING Freight Program.

- M - Mesh Color, See Codes Below (Ex. M1)
- F - Fabric Color, See Codes Below (Ex. F3)
- S - Silver Frame Option




Model	Description	Standard Config.	QUICK SHIP	FABRIC / LEATHER GRADES								
				1 COM	2	3 COL	4	5	6	7	8	L2
 TR-638	Seat: 19.5 W x 18.5 D Back: 18.25 W x 22.5 H Seat Height: 18.5 - 21.5 39.5 - 42.75 OV H x 26.5 OV W COM: .75 yds. Ship Weight: 42 lbs.	 -BB	970	1035	1080	1120	1155	1190	1230	1280	1330	NA
 TR-20	Seat: 19.5 W x 19.5 D Back: 18.5 W x 18 H Seat Height: 17.5 - 20.5 35 - 38 OV H x 25 OV W COM: .75 yds. Ship Weight: 55 lbs. (x2)	-BB	860	920	970	1015	1055	1090	1130	1170	1235	NA
 TR-15	Seat: 18.25 W x 18.25 D Back: 18.5 W x 18 H Seat Height: 18.5 35 OV H x 23.25 OV W COM: .75 yds. Ship Weight: 70 lbs. (x3) Stacks (3) High	-BB	840	900	950	995	1035	1070	1110	1150	1215	NA


## Optional / Upgrades

- TCB Trendi chrome base \$200 List
- Poly C-Arm (PCA) \$225 List
- Stool Kit \$250 List

## -Upgraded Optional Fabric Seat Choices - \$60 List (Add to Quick Ship cost)



## -Upgraded Optional Mesh Back Choices - \$105 List



# TRENDI White Frame | Task, Guest and Nesting Chairs

**Product Features:**

- Standard Back/Mesh/Frame Combination: -WG- White Poly Back/Arms with Grey Mesh and Grey Fabric Seat and Silver Metal Frame and Polished Chrome Base When Applicable
- Advanced Synchro Tilt Mechanism
- 3 Way Adjustable Up/Down with Sliding Pad forward/back, Left or Right
- Seat Slider and Adjustable Lumbar
- Mesh color and seat fabric color must be specified if different from Standard
- Mechanism functions on page 90







Qualifies for OCI Seating KD Freight Program. Please refer to page 7 for more information.

Orders of six (6) chairs or more combined in one shipment are freight free anywhere in the continuous 48 states in the U.S. Five (5) chairs or less are subject to a \$95 freight surcharge.

For non KD products please refer to page 7 for OCI SEATING Freight Program.

-M - Mesh Color, See Codes Below (Ex. M1)  
-F - Fabric Color, See Codes Below (Ex. F3)



Model	Description	Standard Config.	QUICK SHIP	FABRIC / LEATHER GRADES								L2
				1 COM	2	3 COL	4	5	6	7	8	
 TR-638	Seat: 19.5 W x 18.5 D Back: 18.25 W x 22.5 H Seat Height: 18.5 - 21.5 39.5 - 42.75 OV H x 26.5 OV W COM: .75 yds. Ship Weight: 42 lbs.	 -WG	1065	1125	1175	1220	1260	1295	1335	1375	1420	NA
 TR-20	Seat: 19.5 W x 19.5 D Back: 18.5 W x 18 H Seat Height: 17.5 - 20.5 35 - 38 OV H x 25 OV W COM: .75 yds. Ship Weight: 55 lbs. (x2)	-WG	900	965	1010	1055	1095	1130	1170	1210	1275	NA
 TR-15	Seat: 18.25 W x 18.25 D Back: 18.5 W x 18 H Seat Height: 18.5 35 OV H x 23.25 OV W COM: .75 yds. Ship Weight: 70 lbs. (x3) Stacks (3) High	-WG	930	990	1040	1085	1125	1160	1200	1240	1305	NA


**Optional / Upgrades**

- Poly C-Arm (PCA) \$225 List
- Stool Kit \$250 List

**-Upgraded Optional Fabric Seat Choices - \$60 List (Add to Quick Ship cost)**



**-Upgraded Optional Mesh Back Choices - \$105 List**



# TRENDI 2.0 | Task Seating

**Product Features:**

- Standard Back/Mesh/Frame Combinations:
- BB - Black Poly Back/Arms with Black Mesh and Black Fabric Seat with Black Poly Base
- GG- Grey Poly Back/Arms with Grey Mesh and Grey Fabric Seat with Grey Poly Base
- Upgraded Optional Fabric Seat Choices
- Upgraded Optional Mesh Back Choices
- Advanced Synchro Tilt Mechanism
- 3 Way Adjustable Up/Down with Sliding Pad forward/back, Left or Right
- Seat Slider and Side Tension Adjustment
- 300 lb. Test Rating
- Mechanism functions on page 90





Qualifies for OCI Seating KD Freight Program.

Please refer to page 7 for more information.

Orders of six (6) chairs or more combined in one shipment are freight free anywhere in the continuous 48 states in the U.S. Five (5) chairs or less are subject to a \$95 freight surcharge.

For non KD products please refer to page 7 for OCI SEATING Freight Program.




Model	Description	Standard Config.	QUICK SHIP	FABRIC / LEATHER GRADES									L2
				1 COM	2	3 COL	4	5	6	7	8		
TR-638-2.0 	Seat: 19.5 W x 18.5 D Back: 18.25 W x 22.5 H Seat Height: 18.5 - 21.5 39.5 - 42.75 OV H x 26.5 OV W COM: .75 yds. Ship Weight: 42 lbs.	-BB 	990	1055	1100	1140	1175	1210	1250	1300	1350	NA	
		-GG	1030	1095	1140	1180	1215	1250	1290	1340	1390	NA	


**Optional / Upgrades**

- HF Casters \$50 List
- Poly C-Arm (PCA) \$225 List
- TCB Trendi Chrome Base \$200 List

**-Upgraded Optional Fabric Seat Choices - \$60 List (Add to Quick Ship cost)**



**-Upgraded Optional Mesh Back Choices - \$105 List**



- Chairs ship KD (1 unit per carton) with Tools Required for Assembly

# TRENDI 2.0 | Guest Seating

**Product Features:**

- Standard Back/Mesh/Frame Combinations:
  - BB - Black Poly Back/Arms with Black Mesh and Black Fabric Seat and Black Metal Frame
  - BG - Black Poly Back/Arms with Grey Mesh and Grey Fabric Seat and Black Metal Frame
  - WG- White Poly Back/Arms with Grey Mesh and Grey Fabric Seat and Silver Metal Frame with chrome polished base
  - GG- Grey Poly Back/Arms with Grey Mesh and Grey Fabric Seat and Silver Metal Frame
- Order must include product model number and standard configuration code
- Upgraded Optional Fabric Seat Choices
- Upgraded Optional Mesh Back Choices
- Metal frame finish, mesh color, and seat fabric color must be specified if Different from Standard Configuration





Qualifies for OCI Seating KD Freight Program. Please refer to page 7 for more information.

Orders of six (6) chairs or more combined in one shipment are freight free anywhere in the continuous 48 states in the U.S. Five (5) chairs or less are subject to a \$95 freight surcharge.

For non KD products please refer to page 7 for OCI SEATING Freight Program.



- S - Silver Metal Frame
- B - Black Metal Frame
- M - Mesh Color, See Codes Below (Ex. M1)
- F - Fabric Color, See Codes Below (Ex. F3)

Model	Description	Standard Config.	QUICK SHIP	FABRIC / LEATHER GRADES									
				1 COM	2	3 COL	4	5	6	7	8	L2	
 TR-10 4-Leg with Glides Seat: 18 W x 18 D Back: 18.5 W x 18 H Seat Height: 17 22.25 W x 25 D x 35 H COM: .75 Ship Weight: 30 lbs.	-BB	685	750	795	835	870	905	945	995	1045	NA		
	-BG	685	750	795	835	870	905	945	995	1045	NA		
	-WG	750	815	860	900	935	970	1010	1060	1110	NA		
	-GG	750	815	860	900	935	970	1010	1060	1110	NA		
 TR-11 4-Leg with Casters Seat: 18 W x 18 D Back: 18.5 W x 18 H Seat Height: 17 22.25 W x 25 D x 35 H COM: .75 yds. Ship Weight: 30 lbs.	-BB	850	815	860	900	935	970	1010	1060	1110	NA		
	-BG	850	815	860	900	935	970	1010	1060	1110	NA		
	-WG	790	855	900	940	975	1010	1050	1100	1150	NA		
	-GG	790	855	900	940	975	1010	1050	1100	1150	NA		

**Optional / Upgrades**

-HF Casters \$50 List


- Guest model orders that represent odd number quantities are subject to \$45 list per chair carton break fee.

- Chairs ship KD (2 units per carton) with Tools Required for Assembly

**-Upgraded Optional Fabric Seat Choices - \$60 List (Add to Quick Ship cost)**



**-Upgraded Optional Mesh Back Choices - \$105 List**



# TRENDI 2.0 | Management Seating

## Product Features:

- Standard Back/Mesh/Frame Combinations:
  - BB - Black Poly Back/Arms with Black Mesh and Black Fabric Seat and Black Metal Frame
  - BG - Black Poly Back/Arms with Grey Mesh and Grey Fabric Seat and Black Metal Frame
  - WG- White Poly Back/Arms with Grey Mesh and Grey Fabric Seat and Silver Metal Frame with chrome polished base
  - GG- Grey Poly Back/Arms with Grey Mesh and Grey Fabric Seat and Silver Metal Frame
- Order must include product model number and standard configuration code
- Upgraded Optional Fabric Seat Choices
- Upgraded Optional Mesh Back Choices
- Metal frame finish, mesh color, and seat fabric color must be specified if Different from Standard Configuration





Qualifies for OCI Seating KD Freight Program.  
Please refer to page 7 for more information.



Orders of six (6) chairs or more combined in one shipment are freight free anywhere in the continuous 48 states in the U.S. Five (5) chairs or less are subject to a \$95 freight surcharge.

For non KD products please refer to page 7 for OCI SEATING Freight Program.


- S - Silver Metal Frame
- B - Black Metal Frame
- M - Mesh Color, See Codes Below (Ex. M1)
- F - Fabric Color, See Codes Below (Ex. F3)

Model	Description	Standard Config.	QUICK SHIP	FABRIC / LEATHER GRADES								L2	
				1 COM	2	3 COL	4	5	6	7	8		
 TR-40	Seat: 18.5 W x 18 Back: 18.5 W x 18 H Seat Height: 16 - 21 25.25 W x 25 D x 35 - 39.5 H COM: .75 yds. Ship Weight: 31 lbs.	 -BB	765	830	875	915	950	985	1025	1075	1125	NA	
			-BG	765	830	875	915	950	985	1025	1075	1125	NA
			-WG	855	920	965	1005	1040	1075	1115	1165	1215	NA
			-GG	855	920	965	1005	1040	1075	1115	1165	1215	NA
 TR-40-SK	Seat: 18.5 W x 18 D Back: 18.5 W x 18 H Seat Height: 21.5 - 28.75 25.25 W x 25 D x 40.5 - 47.75 H COM: .75 yds. Ship Weight: 34 lbs.	 -BB	1015	1080	1125	1165	1200	1235	1275	1325	1375	NA	
			-BG	1015	1080	1125	1165	1200	1235	1275	1325	1375	NA
			-WG	1100	1165	1210	1250	1285	1320	1360	1410	1460	NA
			-GG	1100	1165	1210	1250	1285	1320	1360	1410	1460	NA


## Optional / Upgrades

- HF Casters \$50 List
- TCB Trendi chrome base \$200 List

### -Upgraded Optional Fabric Seat Choices - \$60 List (Add to Quick Ship cost)



### -Upgraded Optional Mesh Back Choices - \$105 List



# TRENDI 2.0 | Guest Stool Seating



**Product Features:**

- Standard Back/Mesh/Frame Combinations:
  - BB - Black Poly Back/Arms with Black Mesh and Black Fabric Seat and Black Metal Frame
  - BG - Black Poly Back/Arms with Grey Mesh and Grey Fabric Seat and Black Metal Frame
  - WG- White Poly Back/Arms with Grey Mesh and Grey Fabric Seat and Silver Metal Frame with chrome polished base
  - GG- Grey Poly Back/Arms with Grey Mesh and Grey Fabric Seat and Silver Metal Frame
- Order must include product model number and standard configuration code
- Upgraded Optional Fabric Seat Choices
- Upgraded Optional Mesh Back Choices
- Metal frame finish, mesh color, and seat fabric color must be specified if Different from Standard Configuration

For non KD products please refer to page 7 for OCI SEATING Freight Program.



- S - Silver Metal Frame
- B - Black Metal Frame
- M - Mesh Color, See Codes Below (Ex. M1)
- F - Fabric Color, See Codes Below (Ex. F3)

Model	Description	Standard Config.	QUICK SHIP	FABRIC / LEATHER GRADES									L2
				1 COM	2	3 COL	4	5	6	7	8		
 TR-26 4-Leg 26" Stool with Glides Seat: 18 W x 18 D Back: 18.5 W x 18 H Seat Height: 26 22.25 W x 25 D x 42 H COM: .75 yds. Ship Weight: 28 lbs.	-BB	895	960	1005	1045	1080	1115	1155	1205	1255	NA		
	-BG	895	960	1005	1045	1080	1115	1155	1205	1255	NA		
	-WG	955	1020	1065	1105	1140	1175	1215	1265	1315	NA		
	-GG	955	1020	1065	1105	1140	1175	1215	1265	1315	NA		
 TR-30 4-Leg 30" Stool with Glides Seat: 18.25 W x 18.25 D Back: 18.5 W x 18 H Seat Height: 30 22.25 W x 25 D x 46 H COM: .75 yds. Ship Weight: 29 lbs.	-BB	910	975	1020	1060	1095	1130	1170	1220	1270	NA		
	-BG	910	975	1020	1060	1095	1130	1170	1220	1270	NA		
	-WG	975	1040	1085	1125	1160	1195	1235	1285	1335	NA		
	-GG	975	1040	1085	1125	1160	1195	1235	1285	1335	NA		


**Optional / Upgrades**

- Stool model orders that represent odd number quantities are subject to \$65 list per chair carton break fee

**-Upgraded Optional Fabric Seat Choices - \$60 List (Add to Quick Ship cost)**



**-Upgraded Optional Mesh Back Choices - \$105 List**



# BRAVO | Task Seating

**Product Features:**



- In Stock Black Frame and Black Mesh with Matching Seats
- Upgraded Optional Fabric Seat Choices – Black(01) Dove(02) Latte(03) Sky(04)- \$50 List
- Advanced Synchro Tilt Mechanism
- 3 Way Adjustable Up/Down with Sliding Pad forward/back, Left or Right
- Seat Slider and Adjustable Lumbar
- Mechanism functions on page 90
- 300 lb. Test Rating



Qualifies for OCI Seating KD Freight Program. Please refer to page 7 for more information.

Orders of six (6) or more combined in one shipment are freight free anywhere in the continuous 48 states in the U.S. Orders fewer than five (5) chairs are subject to a \$95 freight surcharge.



Model	Description	QUICK SHIP	FABRIC / LEATHER GRADES									
			1 COM	2	3 COL	4	5	6	7	8	L2	
BR-738-B-B	 Black Frame with Black Mesh Back Seat: 18.5 W x 19.5 D Back: 17.5 W x 20 H Seat Height: 17.5 - 20.5 35.5 - 38.5 OV H x 26.5 OV W COM: .75 yds. Ship Weight: 44 lbs.	 900	950	1010	1055	1095	1130	1170	1210	1275	NA	

**Optional / Upgrades:**

- Upgraded Optional Fabric Seat Choices \$60 List  
(Add to Quick Ship cost)
- Poly Loop Arm, Black (PLB) No Charge
- Bravo Chrome Base (CBR) \$200 List

# CONNECT Full Size | Task Seating

**Product Features:**

- Standard seat wrapped with 1/2" memory foam
- Ratchet back height adjustment (N/A on basic)
- Multiple arm options available
- Standard black poly base
- Mechanism functions on page 90
- 300 lb. Test Rating





Qualifies for OCI Seating KD Freight Program.

Please refer to page 7 for more information.















Orders of six (6) or more combined in one shipment are freight free anywhere in the continuous 48 states in the U.S. Orders fewer than five (5) chairs are subject to a \$95 freight surcharge.



Chairs priced below are without Arms.

Model	Description	FABRIC / LEATHER GRADES									
		1 COM	2	3 COL	4	5	6	7	8	L2	
C-222	 <p>Posture Tilt Independent Back Adjustment Seat: 21 W x 19 D Back: 20 W x 22 H Seat Height: 18 - 22 43 OV H x 29 OV W COM: 1.75 yds. Ship Weight: 40 lbs.</p>		895	900	965	1025	1060	1100	1150	1200	NA

# OPTIONAL UPGRADES

ARM FUNCTION		ARM PAD	BASE	CASTERS (SET)	EXTRAS
-A \$175		-B \$0	-T (included)	-SA \$35	-MW \$135 1/2" Additional Memory Seat Wrap
Adjustable Height Adjustable Width Komfort Pad Included	Bullet Design		 Black Thunder OB Casters	 Silver Accent	-SS \$135 Seat Slider Not Available on Basic Mechanism
-PCA \$225		-K \$0	-CT \$200	-OB \$35	-CM \$40 Cylinder Minus Decrease 2" Height
Poly C-Arm	Komfort Waterfall		 Chrome Thunder OB Casters	 Oversize Black	-BB \$60 Ballistic Nylon Outer Back Only
-AO \$225			-BA \$175	-OC \$150	-SF \$100 1" Seat Foam Add
Adjustable Height Angled Design Brushed Accent Bullet Pad Included			 Brushed Aluminum OB Casters	 Oversize Chrome	
-AI \$225				-HF \$50	
Adjustable Height Adjustable Width Bullet Pad Included				 Hard Floor	
				-GL \$65	
				 Bell Glides	



# CONNECT Highback | Task Seating

**Product Features:**

- Standard seat wrapped with 1/2" memory foam
- Ratchet back height adjustment (N/A on basic)
- Multiple arm options available
- Standard black poly base
- Mechanism functions on page 90
- 300 lb. Test Rating





Qualifies for OCI Seating KD Freight Program.

Please refer to page 7 for more information.

















Orders of six (6) or more combined in one shipment are freight free anywhere in the continuous 48 states in the U.S. Orders fewer than five (5) chairs are subject to a \$95 freight surcharge.



Chairs priced below are without Arms.

Model	Description	1 COM	FABRIC / LEATHER GRADES								
			2	3 COL	4	5	6	7	8	L2	
C-236	 <p>Synchro Tilt Tilt Lock Seat: 22 W x 20 D Back: 20 W x 26 H Seat Height: 18.5 - 22.5 48.5 OV H x 29 OV W COM: 2 yds. Ship Weight: 49 lbs.</p>		1095	1170	1280	1390	1495	1590	1655	1750	NA

# OPTIONAL UPGRADES

ARM FUNCTION	ARM PAD	BASE	CASTERS (SET)	EXTRAS
-A \$175  Adjustable Height Adjustable Width Komfort Pad Included	-B \$0  Bullet Design	-T (included)  Black Thunder OB Casters	-SA \$35  Silver Accent	-MW \$135 1/2" Additional Memory Seat Wrap  -SS \$135 Seat Slider Not Available on Basic Mechanism 
-PCA \$225  Poly C-Arm	-K \$0  Komfort Waterfall	-CT \$200  Chrome Thunder OB Casters	-OB \$35  Oversize Black	-CM \$40 Cylinder Minus Decrease 2" Height  -BB \$60 Ballistic Nylon Outer Back Only
-AO \$225  Adjustable Height Angled Design Brushed Accent Bullet Pad Included	-W \$75  Waterfall Diamond Design	-BA \$175  Brushed Aluminum OB Casters	-OC \$150  Oversize Chrome	-SF \$100 1" Seat Foam Add
-AI \$225  Adjustable Height Adjustable Width Bullet Pad Included			-HF \$50  Hard Floor	
			-GL \$65  Bell Glides	

# CONNECT Multi-Shift | Task Seating

**Product Features:**

- Standard seat wrapped with 1/2" memory foam
- Ratchet back height adjustment
- Multiple arm options available
- Heavy duty black spyder base
- Multifunction Mechanism
- Mechanism functions on page 90
- 300 lb. Test Rating



Qualifies for OCI Seating KD Freight Program.

Please refer to page 7 for more information.

















Orders of six (6) or more combined in one shipment are freight free anywhere in the continuous 48 states in the U.S. Orders fewer than five (5) chairs are subject to a \$95 freight surcharge.



Chairs priced below are without Arms.

Model	Description		FABRIC / LEATHER GRADES								L2
			1 COM	2	3 COL	4	5	6	7	8	
C-224-MS	Full Size Tilt Lock/Forward Seat Tilt Seat: 21 W x 19 D Back: 20 W x 22 H Seat Height: 18.5 - 22.5 44 OV H x 29 OV W COM: 1.75 yds. Ship Weight: 50 lbs.		1400	1475	1580	1655	1755	1855	1900	2000	NA
C-234-MS	Highback Tilt Lock/Forward Seat Tilt Seat: 22 W x 20 D Back: 20 W x 26 H Seat Height: 18.5 - 22.5 48 OV H x 29 OV W COM: 2 yds. Ship Weight: 53 lbs.		1400	1475	1580	1655	1755	1855	1900	2000	NA

# OPTIONAL UPGRADES

ARM FUNCTION	ARM PAD	BASE	CASTERS (SET)	EXTRAS
-A \$175  Adjustable Height Adjustable Width Komfort Pad Included	-B \$0  Bullet Design	-T (included)  Black Thunder OB Casters	-SA \$35  Silver Accent	-MW \$135 1/2" Additional Memory Seat Wrap -SS \$135 Seat Slider Not Available on Basic Mechanism 
-PCA \$225  Poly C-Arm	-K \$0  Komfort Waterfall	-CT \$200  Chrome Thunder OB Casters	-OB \$35  Oversize Black	-CM \$40 Cylinder Minus Decrease 2" Height -BB \$60 Ballistic Nylon Outer Back Only -SF \$100 1" Seat Foam Add
-AO \$225  Adjustable Height Angled Design Brushed Accent Bullet Pad Included	-W \$75  Waterfall Diamond Design	-BA \$175  Brushed Aluminum OB Casters	-OC \$150  Oversize Chrome	
-AI \$225  Adjustable Height Adjustable Width Bullet Pad Included			-HF \$50  Hard Floor	
			-GL \$65  Bell Glides	







# CONNECT Guest Seating | Black or Silver Frame

**Product Features:**

- Black frame with black arms standard
- Silver frame optional - add SLV after model - for example: C-14-SLV (no charge)
- Stacks 4 high
- 300 lb. Test Rating



Refer to page 7 for OCI SEATING Freight Program.

Model	Description	FABRIC / LEATHER GRADES								L2
		1 COM	2	3 COL	4	5	6	7	8	
C-14-NA 	Armless Leg Chair Seat: 20 W x 19 D Back: 19 W x 16 H Seat Height: 18.5 33.25 OV H x 22 OV W COM: 1.5 yds. Ship Weight: 26 lbs.	660	720	785	845	880	920	970	1020	NA
C-14-NA-C 	Armless Leg Chair with Casters Seat: 20 W x 19 D Back: 19 W x 16 H Seat Height: 18.5 33.25 OV H x 22 OV W COM: 1.5 yds. Ship Weight: 26 lbs.	700	760	825	885	920	960	1010	1060	NA
C-14 	4 Leg Guest Seat: 20 W x 19 D Back: 19 W x 16 H Seat Height: 18.5 33.25 OV H x 25 OV W COM: 1.5 yds. Ship Weight: 26 lbs.	725	785	850	910	945	985	1035	1085	NA
C-14-C 	4 Leg Guest with Casters Seat: 20 W x 19 D Back: 19 W x 16 H Seat Height: 18.5 33.25 OV H x 25 OV W COM: 1.5 yds. Ship Weight: 26 lbs.	760	820	885	945	980	1020	1070	1120	NA
C-14-NA Stool 	No Arms Seat: 20 W x 19 D Back: 19 W x 16 H Seat Height: 27.5 42.75 OV H x 22 OV W COM: 1.5 yds. Ship Weight: 26 lbs.	915	975	1040	1100	1135	1175	1225	1275	NA
C-14 Stool 	Stool Seat: 20 W x 19 D Back: 19 W x 16 H Seat Height: 27.5 42.75 OV H x 22 OV W COM: 1.5 yds. Ship Weight: 26 lbs.	905	965	1030	1090	1125	1165	1215	1265	NA

Refer to terms and conditions for general information regarding fabrics, finishes, warranty, freight, complete condition of sales and more.

Effective Date: 06/01/2026 | ociseating.com

# CONNECT | Bariatric Seating

**Product Features:**

- Black frame with black arms standard
- Silver frame optional - add SLV after model - for example: C-14-SLV (no charge)
- Stacks 4 high
- 500 lb. Test Rating



Qualifies for OCI Seating KD Freight Program. Please refer to page 7 for more information.

Orders of six (6) or more combined in one shipment are freight free anywhere in the continuous 48 states in the U.S. Orders fewer than five (5) chairs are subject to a \$95 freight surcharge.



Refer to page 7 for OCI SEATING Freight Program.

Model	Description	FABRIC / LEATHER GRADES								L2
		1 COM	2	3 COL	4	5	6	7	8	
C-14-500	4 Leg Guest Rated to 500 lbs. Seat: 25 W x 18.5 D Back: 24 W x 16.5 H Seat Height: 19 Fixed 33.25 OV H x 30 OV W COM: 1.5 yds. Ship Weight: 30 lbs.	1375	1485	1565	1650	1750	1830	1925	2025	NA

**Optional / Upgrades:**

- CRT Cart, Stacks 6 high \$325 List
- SG Ganging Bracket (Set of 2) \$25 List

# IMAGE Midback Synchro Tilt | Task/Conference Seating

**Product Features:**

- Standard seat with high density foam
- Multiple arm options available
- 4 base styles to choose from
- Mechanism functions on page 90
- 300 lb. Test Rating



Qualifies for OCI Seating KD Freight Program.

















Please refer to page 7 for more information.

Orders of six (6) or more combined in one shipment are freight free anywhere in the continuous 48 states in the U.S. Orders fewer than five (5) chairs are subject to a \$95 freight surcharge.



Model	Description		FABRIC / LEATHER GRADES								
			1 COM	2	3 COL	4	5	6	7	8	L2
I-27-ST-T-OB	Armless Seat: 19 W x 19 D Back: 19 W x 23 H Seat Height: 17 - 20 41 OV H x 27 OV W COM: 1.75 yds. Ship Weight: 38 lbs.		1050	1125	1230	1305	1405	1485	1550	1650	1800
I-27-ST-AI-B-T-OB	Adjustable Height and Width Arms Seat: 19 W x 19 D Back: 19 W x 23 H Seat Height: 17 - 20 41 OV H x 27 OV W COM: 1.75 yds. Ship Weight: 45 lbs.		1275	1350	1455	1530	1630	1710	1775	1875	2025
I-27-ST-PCA-T-OB	Poly C Arm Seat: 19 W x 19 D Back: 19 W x 23 H Seat Height: 17 - 20 41 OV H x 27 OV W COM: 1.75 yds. Ship Weight: 45 lbs.		1250	1325	1430	1505	1605	1685	1750	1850	2000

# OPTIONAL UPGRADES

ARM FUNCTION	ARM PAD	BASE	CASTERS (SET)	EXTRAS
-A \$175  Adjustable Height Adjustable Width Komfort Pad Included	-B \$0  Bullet Design	-T (included)  Black Thunder OB Casters	-SA \$35  Silver Accent	-MW \$135 1/2" Additional Memory Seat Wrap  -SS \$135 Seat Slider Not Available on Basic Mechanism 
-PCA \$225  Poly C-Arm	-K \$0  Komfort Waterfall	-CT \$200  Chrome Thunder OB Casters	-OB \$35  Oversize Black	-CM \$40 Cylinder Minus Decrease 2" Height  -BB \$60 Ballistic Nylon Outer Back Only
-AO \$225  Adjustable Height Angled Design Brushed Accent Bullet Pad Included	-W \$75  Waterfall Diamond Design	-BA \$175  Brushed Aluminum OB Casters	-OC \$150  Oversize Chrome	-SF \$100 1" Seat Foam Add
-AI \$225  Adjustable Height Adjustable Width Bullet Pad Included			-HF \$50  Hard Floor	
			-GL \$65  Bell Glides	

## MECHANISMS

-ST \$300



Synchro Tilting  
Seat / Back

# IMAGE Highback Synchro Tilt | Task/Conference Seating

**Product Features:**

- Standard seat with high density foam
- Multiple arm options available
- 4 base styles to choose from
- Mechanism functions on page 90
- 300 lb. Test Rating



Qualifies for OCI Seating KD Freight Program.
















Please refer to page 7 for more information.

Orders of six (6) or more combined in one shipment are freight free anywhere in the continuous 48 states in the U.S. Orders fewer than five (5) chairs are subject to a \$95 freight surcharge.



Model	Description		FABRIC / LEATHER GRADES								
			1 COM	2	3 COL	4	5	6	7	8	L2
I-37-ST-T-OB	Armless Seat: 19 W x 19 D Back: 19 W x 26 H Seat Height: 17 - 20 44 OV H x 27 OV W COM: 2 yds. Ship Weight: 42 lbs.		1150	1260	1340	1425	1525	1600	1700	1800	2000
I-37-ST-AI-B-T-OB	Adjustable Height and Width Arms Seat: 19 W x 19 D Back: 19 W x 26 H Seat Height: 17 - 20 44 OV H x 27 OV W COM: 2 yds. Ship Weight: 49 lbs.		1385	1495	1575	1660	1760	1835	1935	2035	2235
I-37-ST-PCA-T-OB	Poly C Arm Seat: 19 W x 19 1/4 D Back: 19 W x 26 H Seat Height: 17 - 20 44 OV H x 27 OV W COM: 2 yds. Ship Weight: 49 lbs.		1360	1470	1550	1635	1735	1810	1910	2010	2210

# OPTIONAL UPGRADES

ARM FUNCTION	ARM PAD	BASE	CASTERS (SET)	EXTRAS
-A \$175  Adjustable Height Adjustable Width Komfort Pad Included	-B \$0  Bullet Design	-T (included)  Black Thunder OB Casters	-SA \$35  Silver Accent	
-PCA \$225  Poly C-Arm	-K \$0  Komfort Waterfall	-CT \$200  Chrome Thunder OB Casters	-OB \$35  Oversize Black	
-AO \$225  Adjustable Height Angled Design Brushed Accent Bullet Pad Included	-W \$75  Waterfall Diamond Design	-BA \$175  Brushed Aluminum OB Casters	-OC \$40  Oversize Chrome	
-AI \$225  Adjustable Height Adjustable Width Bullet Pad Included			-HF \$50  Hard Floor	
			-GL \$65  Bell Glides	

## MECHANISMS

-ST \$300



Synchro Tilting  
Seat / Back



# IMAGE Guest Seating | Black or Silver Frame

**Product Features:**

- Black frame with black arms standard
- Silver frame optional - add SLV after model - for example: C-14-SLV (no charge)
- Stacks 4 high
- 300 lb. Test Rating



Refer to page 7 for OCI SEATING Freight Program.

Model	Description	FABRIC / LEATHER GRADES								
		1 COM	2	3 COL	4	5	6	7	8	L2
I-18-NA	 <p>Armless Stackable 4 High Seat: 19 W x 17 D Back: 19 W x 17 H Seat Height: 18 Fixed 34.5 OV H x 22 OV W COM: 1.5 yds. Ship Weight: 33 lbs.</p>	865	925	990	1050	1085	1125	1185	1225	NA
I-18	 <p>Black Poly Arm Standard Stackable 4 High Seat: 19 W x 17 D Back: 19 W x 17 H Seat Height: 18 Fixed 34.5 OV H x 25 OV W COM: 2 yds. Ship Weight: 35 lbs.</p>	910	970	1035	1095	1130	1170	1230	1270	NA






# ANYWHERE FABRIC | Guest Seating

**Product Features:**

- Fabric Seat / Back
- Black or Silver Frame
- Black or Silver Arms
- Wall Saver Legs
- With or Without Arms or Casters
- Stacks 5 High
- 300 lb. Test Rating



Refer to page 7 for OCI SEATING Freight Program.

Model	Description	FABRIC / LEATHER GRADES								L2
		1 COM	2	3 COL	4	5	6	7	8	
A-14-NA 	Armless Four Leg Guest Seat: 22 W x 18.25 D Back: 18.25 W x 16.75 H Seat Height: 19 33.25 OV H x 22 OV W COM: 1.25 yds. Ship Weight: 22 lbs.	680	730	795	835	865	915	950	1020	NA
A-14-NA-C 	Armless Four Leg Guest with Casters Seat: 22 W x 18.25 D Back: 18.25 W x 16.75 H Seat Height: 19 33.25 OV H x 22 OV W COM: 1.25 yds. Ship Weight: 23 lbs.	720	770	835	875	905	955	990	1060	NA
A-14 	Four Leg Guest Seat: 22 W x 18.25 D Back: 18.25 W x 16.75 H Seat Height: 19 33.25 OV H x 25 OV W COM: 1.25 yds. Ship Weight: 23 lbs.	740	790	855	895	925	975	1010	1080	NA
A-14-C 	Four Leg Guest with Casters Seat: 22 W x 18.25 D Back: 18.25 W x 16.75 H Seat Height: 19 33.25 OV H x 25 OV W COM: 1.25 yds. Ship Weight: 24 lbs.	780	830	895	935	965	1015	1050	1120	NA
A-14-500 	Bariatric Guest Seat: 28.5 W x 19 D Back: 28.5 W x 16.75 H Seat Height: 19.75 34.25 OV H x 34 OV W COM: 2 yds. Ship Weight: 42 lbs.	1455	1565	1645	1730	1830	1905	2005	2105	NA





# ANYWHERE Poly Back | Guest Seating

**Product Features:**

- Black Poly Back Standard / Fabric Seat
- Black or Silver Frame
- Black or Silver Arms
- Wall Saver Legs
- With or Without Arms or Casters
- Stacks 6 High
- 300 lb. Test Rating



Refer to page 7 for OCI SEATING Freight Program.

Model	Description	FABRIC / LEATHER GRADES								
		1 COM	2	3 COL	4	5	6	7	8	L2
A-14-NA-PB	 <p>Armless Four Leg Guest                      Seat: 20 W x 19.5 D                      Back: 18.25 W x 17 H                      Seat Height: 19                      33.25 OV H x 25 OV W                      COM: .75 yds.                      Ship Weight: 21 lbs.</p>	660	710	755	795	830	870	910	975	NA
A-14-NA-PB-C	 <p>Armless Four Leg Guest with Casters                      Seat: 20 W x 19.5 D                      Back: 18.25 W x 17 H                      Seat Height: 19                      33.25 OV H x 25 OV W                      COM: .75 yds.                      Ship Weight: 22 lbs.</p>	700	750	795	835	870	910	950	1015	NA
A-14-PB	 <p>Four Leg Guest                      Seat: 20 W x 19.5 D                      Back: 18.25 W x 17 H                      Seat Height: 19                      33.25 OV H x 25 OV W                      COM: .75 yds.                      Ship Weight: 22 lbs.</p>	725	775	820	860	895	935	975	1040	NA
A-14-PB-C	 <p>Four Leg Guest with Casters                      Seat: 20 W x 19.5 D                      Back: 18.25 W x 17 H                      Seat Height: 19                      33.25 OV H x 25 OV W                      COM: .75 yds.                      Ship Weight: 23 lbs.</p>	760	810	855	895	930	970	1010	1075	NA



**Product Features:**

- Fully Upholstered Guest, Bariatric, 26" and 30" Café Stools
- Available with Arms or Armless
- Round Tubular Steel Frame
- Guest chair offered in two standard frame finish options:  
Metallic Silver and Black
- Bariatric model offered in Metallic Silver and Black
- Silver and Black Arm Finishes
- Available with Glides or Casters
- Wall-Saver Leg Design
- Stacks up to 5-high on Dolly or 4-high From the Floor
- 300 lb. Weight Capacity
- Bariatric model 500 lb. Weight Capacity
- Accompanying Counter and Bar Height Stools also Available
- Starting COM List Price = \$710

**Optional / Upgrades**

-G2SC Stacking Cart	\$500 List
-FO 1" Additional Foam	\$100 List
-GC Ganging Connector	\$45 List
-HFC Hard Floor Casters	\$50 List
-VCT VCT Tile Glides	\$35 List
-MB Moisture Barrier	\$75 List

- When combining different grade fabric, use the higher grade.
- When combining fabric of the same grade, Two Tone \$95 List.

Refer to page 7 for OCI Seating Freight Program.

Refer to terms and conditions for general information regarding fabrics, finishes, warranty, freight, complete condition of sales and more.

Effective Date: 06/01/2026 | ociseating.com





# G2 | Guest Seating

## Ordering Requirements:

- Model Number
- Upholstery Selections



Refer to page 7 for OCI SEATING Freight Program.

Model	Description	FABRIC GRADES							
		1 COM	2	3 COL	4	5	6	7	8
2610	 <p>Guest Chair, Glide, Armless Fully Upholstered 21 W x 23.5 D x 31 H Seat: 18.5 W x 18.5 D Back: 17.25 W x 13.5 H Seat Height: 17.75 COM: 1.25 yds. Ship Weight: 20 lbs</p>	710	760	825	865	895	945	980	1050
2615	 <p>Guest Chair, Glide, Arm Fully Upholstered 23.5 W x 23.5 D x 31 H Seat: 18.5 W x 18.5 D Back: 17.25 W x 13.5 H Seat Height: 17.75 Arm Height from Seat: 26 COM: 1.25 yds. Ship Weight: 22 lbs</p>	765	815	880	920	950	1000	1035	1105
2620	 <p>Guest Chair, Caster, Armless Fully Upholstered 21 W x 23.5 D x 31 H Seat: 18.5 W x 18.5 D Back: 17.25 W x 13.5 H Seat Height: 17.75 COM: 1.25 yds. Ship Weight: 20 lbs</p>	740	790	855	895	925	975	1010	1080
2625	 <p>Guest Chair, Caster, Arm Fully Upholstered 23.5 W x 23.5 D x 31 H Seat: 18.5 W x 18.5 D Back: 17.25 W x 13.5 H Seat Height: 17.75 Arm Height from Seat: 26 COM: 1.25 yds. Ship Weight: 22 lbs</p>	810	860	925	965	995	1045	1080	1150






# G2 | Stool Seating

## Ordering Requirements:

- Model Number
- Upholstery Selections



Refer to page 7 for OCI SEATING Freight Program.

Model	Description	FABRIC GRADES							
		1 COM	2	3 COL	4	5	6	7	8
2630	 <p>Stool Chair 30", Glide, Armless Fully Upholstered 21.5 W x 24.5 D x 41 H Seat: 18.5 W x 18.5 D Back: 17.25 W x 13.5 H Seat Height: 30 COM: 1.25 yds. Ship Weight: 26 lbs</p>	915	965	1030	1070	1100	1150	1185	1255
2635	 <p>Stool Chair 30", Glide, Arm Fully Upholstered 23.5 W x 24.5 D x 41 H Seat: 18.5 W x 18.5 D Back: 17.25 W x 13.5 H Seat Height: 26 Arm Height from Seat: 26 COM: 1.25 yds. Ship Weight: 28 lbs</p>	980	1030	1095	1135	1165	1215	1250	1320
2640	 <p>Stool Chair 26", Glide, Armless Fully Upholstered 21.5 W x 24.5 D x 37 H Seat: 18.5 W x 18.5 D Back: 17.25 W x 13.5 H Seat Height: 26 COM: 1.25 yds. Ship Weight: 25 lbs</p>	915	965	1030	1070	1100	1150	1185	1255
2645	 <p>Stool Chair 26", Glide, Arm Fully Upholstered 23.5 W x 24.5 D x 37 H Seat: 18.5 W x 18.5 D Back: 17.25 W x 13.5 H Seat Height: 18.5 Arm Height from Seat: 26 COM: 1.25 yds. Ship Weight: 27 lbs</p>	980	1030	1095	1135	1165	1215	1250	1320
2655	 <p>Bariatric Chair, Glide, Arm Fully Upholstered 34.5 W x 24.5 D x 32 H Seat: 30 W x 19 D Back: 29 W x 14.5 H Seat Height: 18 Arm Height from Seat: 26 COM: 2.5 yds. Ship Weight: 50 lbs</p>	1360	1495	1575	1675	1740	1800	1885	1985

# FINESSE Midback Knee Tilt | Conference Seating

**Product Features:**

- Deluxe knee tilt control
- Multiple arm options available
- High density foam creates comfort and support all day
- Mechanism functions on page 90
- 300 lb. Test Rating



Refer to page 7 for OCI SEATING Freight Program.

Model	Description	FABRIC / LEATHER GRADES								
		1 COM	2	3 COL	4	5	6	7	8	L2
F-35	Black Metal Arm with PVC Pads Seat: 20.5 W x 18 D Back: 20.5 W x 20.5 H Seat Height: 17.5 - 21.5 41.5 OV H x 25 OV W COM: 2.5 yds. Ship Weight: 55 lbs.	1305	1440	1520	1620	1685	1745	1830	1930	2205
F-25	Cantilever Base Guest Chair Seat: 20.5 W x 18 D Back: 20.5 W x 22 H Seat Height: 18 38 OV H x 25 OV W COM: 2.5 yds. Ship Weight: 55 lbs.	1240	1375	1455	1555	1620	1680	1765	1865	2140

**Optional / Upgrades**

-Chrome Thunder Base / OB Casters (CT) - \$200 List



-Brushed Aluminum Base / OB Casters (BA) - \$175 List



# FINESSE Highback Knee Tilt | Conference Seating

**Product Features:**

- Deluxe knee tilt control
- Multiple arm options available
- High density foam creates comfort and support all day
- Mechanism functions on page 90
- 300 lb. Test Rating



Refer to page 7 for OCI SEATING Freight Program.

Model	Description	FABRIC / LEATHER GRADES								
		1 COM	2	3 COL	4	5	6	7	8	L2
F-45	Black Metal Arm with PVC Pads Seat: 20.5 W x 18 Back: 20.5 W x 27 H Seat Height: 17.5 - 21.5 47 OV H x 25 OV W COM:3 yds. Ship Weight: 60 lbs.	1425	1585	1645	1745	1820	1890	1965	2075	2525
F-25	Cantilever Base Guest Chair Seat: 20.5 W x 18 D Back: 20.5 W x 22 H Seat Height: 18 38 OV H x 25 OV W COM: 2.5 yds. Ship Weight: 55 lbs.	1240	1375	1455	1555	1620	1680	1765	1865	2140

**Optional / Upgrades**

-Chrome Thunder Base / OB Casters (CT) - \$200 List



-Brushed Aluminum Base / OB Casters (BA) - \$175 List



# FORUM | Exec & Conference Seating | Designed by David Dahl



**Product Features:**

- Signature Arm Available with Black Urethane Arm Cap
- Two Arm Finish Options: Chrome, Black
- Synchro-Tilt Mechanism
- Fixed Back Height
- Standard Dual Wheel Casters
- Mechanism functions on page 90
- 300 lb. Test Rating

**Standard Configuration Options:**

- BB - Black Satin Arm with Black Poly Base
- BP - Black Satin Arm with Polished Aluminum Base
- CP - Chrome Arm with Polished Aluminum Base



Model	Description	Standard Config.	FABRIC / LEATHER GRADES								
			1 COM	2	3 COL	4	5	6	7	8	L2
	Midback, Synchro-Tilt Urethane Arm Cap Seat: 19.5 W x 19 D Arm Height: 25.5-29.5 Seat Height: 17 - 21 25 W x 25.5 D x 37-41 H COM: 2.0 yds. Ship Weight: 51 lbs.	-BB	1385	1495	1565	1655	1715	1770	1845	1935	2270
		-BP	1410	1520	1590	1680	1740	1795	1870	1960	2295
		-CP	1410	1520	1590	1680	1740	1795	1870	1960	2295
	Highback, Synchro-Tilt Urethane Arm Cap Seat: 19.5 W x 19 D Arm Height: 25.5-29.5 Seat Height: 17 - 21 25 W x 25.5 D x 42-46 H COM: 2.25 yds. Ship Weight: 55 lbs.	-BB	1435	1570	1650	1750	1815	1875	1960	2060	2435
		-BP	1460	1595	1675	1775	1840	1900	1985	2085	2460
		-CP	1460	1595	1675	1775	1840	1900	1985	2085	2460

**Optional / Upgrades:**

- HF Casters \$50 List
- SF 1" Additional Seat Foam \$100 List




# Evolve | Executive & Conference Seating

**Product Features:**




















- In-stock 48 hour Quick Ship
- Chrome frame with black, white or grey synthetic leather cover
- Chrome arms with removable arm covers
- Chrome 5-leg base standard
- Pneumatic knee-tilt mechanism with lock in upright position only
- Mechanism functions on page 90
- Ships KD with assembly required



Refer to page 7 for OCI SEATING Freight Program.

Model	Description	QUICK SHIP
 EV-45	Highback Knee Tilt Seat: 19 W x 17.5 D Back: 18.5 W x 26 H Seat Height: 18 - 21.5 43 - 46 OV H x 22 OV W COM: NA. Ship Weight: 50 lbs.	960
 EV-35	Midback Knee Tilt Seat: 19 W x 17.5 D Back: 18.5 W x 19 H Seat Height: 18 - 21.5 36 - 39 OV H x 22 OV W COM: NA. Ship Weight: 48 lbs.	935
 EV-25	Guest Chair Cantilever Base Seat: 19 W x 17.5 D Back: 18.5 W x 19 H Seat Height: 18.5 36 OV H x 22 OV W COM: NA. Ship Weight: 40 lbs.	850

# REPLACEMENT PARTS

ARMS (PAIR)	ARM PADS (PAIR)	BASE	CASTERS (EACH)	UPGRADES
-A \$175  Adjustable Height Adjustable Width Comfort Pad Included	-B \$50  Bullet Design	-S \$125  Black Spyder SB Casters	-SB \$35  Standard Black	-SS \$135  Seat Slider Not Available on Basic Mechanism
-PCA \$225  Poly C-Arm	-K \$50  Komfort Waterfall	-T \$125  Black Thunder OB Casters	-SA \$30  Silver Accent	-RC \$75 Replacement Pneumatic Cylinder (Task)
-AO \$225  Adjustable Height Angled Design Brushed Accent Bullet Pad Included	-W \$75  Waterfall Diamond Design	-CT \$200  Chrome Thunder OB Casters	-OB \$35  Oversize Black	-RCS \$125 Replacement Pneumatic Cylinder (Stool)
-AI \$225  Adjustable Height Adjustable Width Bullet Pad Included		-BA \$200  Brushed Aluminum OB Casters	-OC \$40  Oversize Chrome	
			-SL \$45  Self Locking	
			-HF \$50  Hard Floor	
			-GL \$65  Bell Glides	

Above costs are all List Price.  
 Shipping and handling charges will apply on all parts orders.

Fabric/Vinyl/Faux Leather/Genuine Leather

Grade 1 Fabric, Vinyl . . . . .	\$75/Yard List
Grade 2 Fabric, Vinyl or Faux Leather . . . . .	\$100/Yard List
Grade 3 Fabric, Vinyl or Faux Leather . . . . .	\$135/Yard List
Grade 4 Fabric, Vinyl or Faux Leather . . . . .	\$200/Yard List
Grade 5 Fabric, Vinyl or Faux Leather . . . . .	\$235/Yard List
Grade 6 Fabric, Vinyl or Faux Leather . . . . .	\$275/Yard List
Grade 7 Fabric, Vinyl or Faux Leather . . . . .	\$300/Yard List
Grade 8 Fabric, Vinyl or Faux Leather . . . . .	\$325/Yard List

Cartons

Task/Ergo Seating (Assembled). . . . .	\$30 Net
Wood Reception/Management . . . . .	\$35 Net
Club Chair . . . . .	\$40 Net
Love Seat . . . . .	\$70 Net
Sofa . . . . .	\$80 Net
Reception Tables and Benches . . . . .	\$40 Net

Other Options

Chrome, Brushed Silver, Satin Nickel or Black Legs (Soft Seating) . . . . .	(Set of 4) \$250 List
Wood Legs (Soft Seating) . . . . .	(Set of 4) \$250 List
Casters (Soft Seating) . . . . .	(Set of 2) \$75 List

Shipping and handling charges will apply on all parts orders.



OCi  
SEATING

# 2026 Price Guide

Effective June 1, 2026



2020 GIZA  
TECHNOLOGIES | STUDIO



14815 Radburn Avenue • Santa Fe Springs, California 90670  
562-802-0464 • customerservice@ociseating.com • ociseating.com