



# 2025 Price Guide

Effective March 15, 2025



# OCI SEATING | Table of Contents

Seating by Category .....	3	C.O.M. Information .....	9
About Us .....	4	Fabric Program.....	10-12
Sustainability .....	5	(CF Stinson, Mayer, Momentum)	
Terms and Conditions .....	6	Chair Mechanisms and Controls .....	86
Freight Program .....	7	Replacement Parts .....	119
Warranty .....	8	Fabric, Carton and Soft Seating Parts .....	120

## Lounge Seating & Tables

500 Symphony.....	13
510 Flair .....	14
540 Edge .....	15
550 Flux .....	16-17
560 Tux .....	18
570 Imperial .....	19
590 Tahoe .....	20
610 Harmony .....	21
710 Tux Lite.....	22
2000 Masso .....	23-24
Masso Occasional Tables .....	25-26
2200 Instint.....	27-29
2300 Breeze .....	30-31
Breeze Occasional Tables .....	32-33
1000 Unite Modular Seating.....	34-38
ELĒ .....	39-42
ELĒ Occasional & Meeting Tables.....	43-45
Mylina .....	46-48
TL/TLF Occasional & Reception Tables .....	49
Capa Tables .....	62-63
Santee End & Coffee Tables.....	74-75
Braso .....	76-77
Masso Lite .....	78-79
Oceana .....	84-86

## New Models

REZI .....	79-80
KOVA .....	81-83

## Lounge Seating & Tables

500 Symphony.....	13
510 Flair .....	14
540 Edge .....	15
550 Flux .....	16-17
560 Tux .....	18
570 Imperial .....	19
590 Tahoe .....	20
610 Harmony .....	21
710 Tux Lite.....	22
2000 Masso .....	23-24
Masso Occasional Tables .....	25-26
2200 Instint.....	27-29
2300 Breeze .....	30-31
Breeze Occasional Tables .....	32-33
1000 Unite Modular Seating.....	34-38
ELĒ .....	39-42
ELĒ Occasional & Meeting Tables.....	43-45
Mylina .....	46-48
TL/TLF Occasional & Reception Tables .....	49
Capa Tables .....	62-63
Santee End & Coffee Tables.....	74-75
Braso .....	76-77
Masso Lite .....	78-79
Oceana .....	84-86

## OCI SEATING | Seating by Category

### Benches / Ottomans

Edge Series .....	15
Unite Series.....	34-38

### Lounge / Soft Seating

Symphony.....	13
Flair .....	14
Edge .....	15
Flux .....	16-17
Tux .....	18
Imperial .....	19
Tahoe.....	20
Harmony .....	21
Tux Lite.....	22
Masso .....	23-24
Instint .....	27-29
Breeze.....	30-31
Unite .....	34-38
ELĒ .....	39-42
Mylina.....	46-48
Braso .....	76-77
Masso Lite .....	78
Oceana .....	84-86

### Modular Seating

Flux .....	16-17
Unite .....	34-38

### Tables

Flux Modular Seating .....	16-17
Masso Occasional Tables .....	25-26
Breeze Occasional Tables .....	32-33
Unite Modular Seating .....	34-38
ELĒ Occasional & Meeting Tables.....	43-45
TL Occasional Tables .....	49
TLF Occasional Tables .....	49
Capa Tables.....	62-63
Santee End & Coffee Tables.....	74-75

### Wood Guest Seating

Geo .....	50
Solo .....	51
Pentero.....	52
Entourage .....	53
Protégé.....	54-55
Response .....	56-57
Arrange.....	58-60
Patron .....	61
Capa .....	62-63
Santee.....	64-68

### Wood Bariatric Seating

Protégé.....	54-55
Response .....	56-57
Arrange.....	58-60
Santee.....	64-68

### Metal Bariatric Seating

Santee.....	69-73
Connect .....	107
G2.....	117

### Stool Seating

ELĒ .....	42
Response .....	56-57
Arrange.....	58
Melita Guest .....	83-85
Trendi 2.0 .....	95-96
Connect Task .....	104-105
Connect Guest.....	106
G2.....	117

### Multi-shift Task Seating

Connect .....	102-103
---------------	---------

### Ergo, Exec, Task & Management Seating

Ami.....	87
Score .....	92
Ovation V .....	93
Trendi All Mesh .....	94
Trendi .....	94-96
Trendi 2.0.....	97-100
Bravo.....	101
Connect Task .....	102-111
Image .....	108-111
Finesse .....	122-123
Forum .....	124
Evolve .....	125

### Metal Guest, Nesting & Stackable Seating

ELĒ .....	40
Santee.....	69-73
Melita .....	87-89
Trendi .....	91-92
Trendi 2.0.....	94
Connect .....	102-111
Image .....	112-116
Anywhere .....	117-118
G2.....	119-121

---

### About us:

OCI Seating joined the contract furniture market determined to offer our customers a quality product at an excellent value with shorter lead-times. By maintaining this service-oriented perspective, customers have been drawn to our ability to design and develop innovative products, while offering personal support and exceptional experiences. Our exceptional value, combined with design motivated products, on-time delivery, and our dedication to customer experiences have made us stand out in the furniture industry.

Founded in 1974, owned and operated as a family business to date, we have enjoyed incredible growth since. From our beginning in Whittier California, our innovative spirit influences our operations and commitment to being flexible to accommodate our customers' needs.

We started making budget wood seating many years ago and have grown into a company making a wide selection of products for the contract market today. Our main philosophy has been that our commitment to customer satisfaction begins from the time an order is placed to well after the customer has received their products.

With over 48 years of experience in manufacturing office seating, we maintain the highest industry standards by standing behind our product with a full written guarantee. Our success is also attributed to the many representative, dealers and customers who have been affiliated with our company. Because of these efforts, OCI Seating has become a name that stands for quality and reliability.

At OCI Seating our products range from Executive, Conference, Guest, Reception and Soft seating. Through our relationship with Momentum Textiles, CF Stinson, Mayer and many other textile firms we offer a palette of over 500 fabrics from which to choose. As part of our service, we offer lead times that are some of the best and most reliable in the industry. Our chairs meet ANSI-BIFMA X5.1-2017 certified by an independent laboratory. They are engineered, designed and constructed to conform to the proper ergonomic dimensions as defined by the "National Standard for Human Factors".

In today's ever changing office environment, OCI Seating has positioned itself in providing a product that is a great value, produced in a timely manner with many options from which to choose. Please take a look at our many products.



## OCI Sustainability Footprint

At OCI Seating our commitment to sustainability is an essential part of every decision we make. This is not only true about the products we bring to market, but in how we manufacture, distribute, and market them. Standard recycling procedures along with the implementation of lean practices and best practices which lead to good habits, we can meaningfully minimize any negative impact we may have on our environment.

Best Practices - OCI Seating may not fit into the category of a multinational but we certainly understand our responsibility to minimize our disruption to our surrounding environment. We encourage our employees, vendors, and customers to participate in our sustainability program by following these "Best Practices":

- Minimize waste in our supply chain by working together with our suppliers to minimize waste in their packaging by developing reusable containers for parts.
- We go out of our way to approve suppliers based on quality of parts produced to eliminate needless non-conformances that helps reduce the production of unusable parts.
- We continually work together with our suppliers to find efficient means of production and transport of their parts to our facility for production.
- Minimize shipment of finished product in carton by focusing on more blanket wrapped shipments. Blanket wrapped shipments reduce the need for packaging materials and cardboard boxes, better utilization of trucks by being able to ship more finished products in a trailer and saves our customers time and waste by not having to unpack and dispose of packing materials and cardboard at their end.

- Continuous product improvement by our engineers not only works on product improvement but wasteful and excess materials that are normally trimmed off like foam, wood and fabric which may find their way into our landfills.
- Use as much recycled material in the manufacture, fabrication and administration of our products.
- Design our products so that as much material as possible is recyclable.
- Create products that emit minimal toxic or harmful contaminants during their functional life.

Product Life - OCI Seating produces products that are built to last. It is the practice of not only purchasing materials that are made responsibly, but also made to last. Using responsible suppliers and their materials allows us to build long lasting responsible products that we are proud of.

Recycled Material - There is both post-consumer waste recycling [old tires can get ground up and used as input for new tires] and post-industrial [manufacturing rejects, setup waste, overruns]. Because the technology [and therefore the cost] of recycling post-consumer waste to any significant extent is still in the lab stage, most companies are in the postindustrial recycling category. Specifically, OCI Seating uses raw materials [and office materials] that all have some percentage of recycled input.

Please contact Customer Service for more information on the percentages of recycled material in our products as this varies by model.

# OCI SEATING | Terms & Conditions

## Order Placement

OCI Seating requires that all orders be submitted in writing via a formal Purchase Order form. Purchase Orders can be submitted by email.  
Email – [orders@ociseating.com](mailto:orders@ociseating.com)

All orders are subject to acceptance by OCI Seating credit department. Possession of this Price List does not constitute an offer to sell.

All submitted orders will be confirmed to the purchaser by way of OCI Seating's Order Acknowledgement. It is the purchaser's responsibility to review this document for accuracy and to contact Customer Service within 24 hours should an error exist.

## Prices

The prices indicated in this price list are for standard OCI Seating product. This price list supersedes any previous price lists or supplemental price list. We reserve the right to modify prices without prior notification.

## Lead Times

OCI Seating lead times indicate our standard production time only and do not include transit times. We reserve the right to modify our production times should business needs require us to do so. Business days are from receipt of a clean order and approved credit terms. Please contact Customer Service for current lead times.

Email – [customerservice@ociseating.com](mailto:customerservice@ociseating.com)

## Terms

All published prices are to be paid USD and are Net 30 days from date of invoice for established credit accounts. Past due accounts are subject to a 1.5% late charge for each month after 30 days or 18% per year. The customer will be liable for any cost incurred in attempting to collect any past due amounts, including collection and/or attorney fees.

A \$40 fee will be charged for return checks.

OCI Seating Accepts MasterCard®, Visa® and American Express®. There will be a 3% convenience fee for all transactions using this payment method.

## Credit

A line of credit may be established upon acceptance of satisfactory references, including the completion of our credit application form. All new customers are required to remit 50% of the purchase order amount with the placement of the purchase order, with the remaining balance due prior to merchandise release for shipment.

## Ordering Procedures

To help avoid unnecessary order entry delays, please be sure each order specifies the following information below:

1. Purchase Order Number and Date
2. Complete Bill to and Ship to name, address and phone number
3. Quantity
4. Complete model number and description
5. Finish (Wood and/or Metal finish)
6. Fabric (including and special instructions)
7. Options (list for each specific product)
8. Drawing for modular seating configuration (if applicable)
9. Shipping Destination or Will Call, contact name and phone number
10. Special Instructions if any
11. Required Delivery Date/Ship Date

## Ordering Procedures (cont.)

Dealer/purchaser is solely responsible for providing correct information when placing an order. Orders with incomplete information or pricing discrepancies will be held as "Pending". Orders with a "Pending" status will be scheduled for production when incomplete or incorrect information is resolved. If needed a new completion date will be provided.

Purchase orders placed by telephone will be accepted but will not be scheduled for production until a written, signed confirmation of order is received. Emails sent to [orders@ociseating.com](mailto:orders@ociseating.com) with purchase orders will be accepted.

## Order Changes and Cancellations

An order may be changed prior to an order being placed into production or fabric has been ordered and not cut. Changes made to an order once it has been placed into production or after fabric has been ordered is subject to a 30% change order charge. Contact Customer Service for applicable charges. Additions or changes to acknowledged orders may be subject to rescheduling of order.

All changes or cancellation of orders must be made in writing and approved by OCI Seating.

Cancellations cannot be accepted once fabric and materials have been ordered and put into production.

## Wood Disclaimer

Due to natural variations and distinctive characteristics of wood, the furniture that you receive may have a slight variation in color and grain.

## Custom Wood Finishing

OCI Seating accepts custom wood finishing. There is a \$225 Net upcharge per color, per order, for all products. All future orders with the same special stain will incur an 8% upcharge per order. Please send us the wood sample you would like us to match along with your completed purchase order. We will produce a strike-off and send it to you for approval. Once we have received final approval, we will place the order into production.

## Wood Finish Maintenance

As with all fine finishes, care should be taken to protect the finish from sharp, unprotected objects. The top coat has a natural characteristic to repel the most common liquids used around wood components, yet spills or soil marks should be cleaned up immediately to avoid moisture seeping into open-pore areas. Please note that constant polishing and cleaning of the finish may raise the sheen level, whereas neglect in cleaning will dull and possibly abrade the finish.

## Customer's Own Material (C.O.M)

Use of C.O.M. must be approved by OCI Seating prior to order acceptance. Fabric Yardage requirements are estimate and additional yardage may be required if pattern matching is required. Please refer to page 8 for more information and instructions when requiring C.O.M. for your order.

## Claims

Please read for Important information. OCI Seating inspects at our factory prior to shipment all our merchandise for workmanship and quality. Quality is important to us, and we make sure that our merchandise leaves our factory in perfect condition.

When receiving merchandise please review the following upon receipt of our product.

1. Check for damage immediately - Are any items damaged or appear damaged? Any damage no matter how small to the carton needs to be documented on the carrier's paperwork that you sign.
2. Missing Items - Are there any missing items? Check the receiving paperwork at time of delivery to make sure there is not any missing items before you sign. Some items that are in cartons can be packed in multiples and will be noted on the paperwork. Make a note on the carrier's paperwork prior to signing and contact OCI Seating customer service in writing with an image of the noted signed carrier's paperwork when possible.
3. Immediately after delivery - All cartons must be opened and inspected for damage. Damage can occur even though there is no visible damage to the carton it is packed in. If there is any damage found to the merchandise after inspection, contact OCI Seating customer service team within 5 days of delivery in writing. Failure to do so can result in delays processing your claim and/or issues with our carrier approving and covering the claim. Please include photos whenever possible of item and carton, sales order number, description of item damaged and signed proof of delivery if available. This will help us expedite the claim process. Please note that all cartons received that had damaged product must be saved until freight carrier has made an inspection.
4. Incorrect item Received - Please contact OCI Seating customer service if incorrect merchandise is received.

# OCI SEATING | Freight Program

## OCI Seating Freight Program

Standard shipments made via the OCI Seating freight program are made via common carrier unless otherwise specified. Special routing request made by the customer or the consignee may result in additional charges.

Standard deliveries are dock-to-dock and are scheduled to occur Monday thru Friday between the hours of 8 a.m. and 5 p.m. not including holidays. We will not be held responsible for issues or costs arising from carrier transit delays, missed delivery appointments, ect. Standard delivery doesn't include expedited shipping, inside delivery, residential delivery, lift gates, installation, unpacking or removal of carton or packing materials, limited access or remote (areas outside major metropolitan areas). OCI Seating reserves the right to charge for nonstandard customer deliveries. For information concerning these charges, contact Customer Service.

Shipments from zone 1 being shipped to any other zone may be subject to changes in discounting. Contact OCI for more information.

## Freight Terms

Freight terms apply to the continental U.S. only. This excludes Alaska, Hawaii and Puerto Rico. Shipments to Alaska, Hawaii and Puerto Rico will be made to the appropriate point of embarkation. The OCISEATING freight program for all standard deliveries of our product is based on our minimum shipment values shown in both tables below. If the value of the shipment falls under the minimum requirement, a freight surcharge per shipment will be added based on the destination territory as listed on the map below. OCI Seating products can be combined with the KD Freight program to meet the minimum shipment value.

Based on the fluctuation of fuel prices; we reserve the right to impose a freight surcharge for any shipments.

The OCI Seating freight program does not apply to "Will Call" orders.

For shipments of components parts, fabrics and textiles, actual freight charges will apply and will be invoiced to the customer.

OCI Seating Zone 1SC (SoCal) Freight Program		
Net Ranges		Freight
From	To	Zone 1
0	\$7,500 Net	\$175
\$7,501	Above	Free Freight

OCI Seating Zone 1NC (NorCal) Freight Program (Bakersfield north to Sacramento including Bay Area)		
Net Ranges		Freight
From	To	Zone 1
0	\$7,500 Net	\$225
\$7,501	Above	Free Freight

OCI Seating Phoenix Freight Program		
Net Ranges		Freight
From	To	PHX
0	\$7,500 Net	\$195
\$7,501	Above	Free Freight

OCI Seating KD/Ergo Freight Program		
0	5 Chairs	\$95
6+ Chairs		Free Freight

OCI Seating Zone 2, 3, and 4 Freight Program				
List Ranges		Freight		
From	To Zone 2	Zone 3	Zone 4	
0	\$20,000 List	\$325	\$375	\$325 or 4% of List*
\$20,001 List	\$50,000 List	\$275	\$300	3% of List
\$50,000 List & Above		Free Freight	Free Freight	Call for Quote **

OCI Seating KD/Ergo Freight Program		
0	5 Chairs	\$95
6+ Chairs		Free Freight

\* Whichever is greater

\*\* Call for a freight quote due to current fuel and freight volatility



For shipments shipping inside these territories:

Zone 1SC – California (up to Bakersfield), Southern Nevada

Zone 1NC – California (Bakersfield north to Sacramento including Bay Area)

Zone 1P – Phoenix

Zone 2 – California (north of Sacramento), Nevada and Arizona

Zone 3/4 – Reference map and zone charts

Alaska included in Zone 2

Hawaii included in Zone 1

## OCI Seating KD Freight Program:



All products below are able to ship KD (knocked down) and are exempt from the minimum shipment value and have a different freight surcharge. These KD item's freight value can be combined with the OCI Seating freight program to help meet the minimum shipment value when necessary or applicable.

The following series have a freight surcharge of \$95 for combined shipment quantities of 5 or less. Quantities of 6 or more combined on one shipment is freight free anywhere in the continuous 48 states in the U.S.

Score Task - Ovation V Task - Bravo Task - Trendi Task  
Connect Task - Image Task

Refer to terms and conditions for general information regarding fabrics, finishes, warranty, freight, complete condition of sales and more.

Effective Date: 3/15/2025 | ociseating.com

# OCI SEATING | Warranty Policy

OCI Seating warrants to the original purchaser that its products are free from defects in materials and workmanship for the applicable warranty period as indicated below.

If a product fails under normal use within the warranty period - OCI Seating at its sole discretion - will repair or replace, with a compatible part, at its option, without charge to the original purchaser only any item found to be defective as a result of normal commercial use (normal use is defined as user weighing up to 275 pounds, eight (8) hour shift, 5 days per week). There are certain models that can accommodate users up to 300 pounds and those models

are designated in the price book. Certain models designated with Bariatric designations can accommodate users up to 500 pounds.

Due to the inherent stretch properties of fabrics and/or vinyl upholstery materials, OCI Seating cannot be held responsible for wrinkles or puddling that can occur in some materials.

This warranty does not apply to items subject to abuse, misuse, neglect, alterations of any kind, damage caused by shipment, storage, accident, fire, flood or act of God.

## OCI Seating Warranty Summary

Lifetime Warranty	Mechanism, Cylinders, Base and Casters for all Task, Side and Conference/Executive Seating.	Standard 275 pound weight capacity, 8 hour, and 5 days per week
10 Year Warranty	Exposed Wood & Metal Side Chair Frames including plastic back and arms. Tables Structural Frames (Exceptions – Duo, Diva and Solo Models)	Standard 275 pound weight capacity, 8 hour, and 5 days per week
5 Year Warranty	Exposed Wood and Structural Frames for Duo, Diva and Solo Models. Multi-Shift/Capacity All unspecified Ergo Components	Standard 275 pound weight capacity, 8 hour, and 5 days per week 275/450 weight capacity, 24 Hour and 7 days per week.
3 Year Warranty	Seat Suspension, Foam, Stitching, Knit and Mesh Fabric/Vinyl (excluding COM, COV and COL)	Standard 275 pound weight capacity, 8 hour, and 5 days per week 275/450 weight capacity, 24 Hour and 7 days per week.
1 Year Warranty	Stool Footrings, Electrical Units	Standard 275 pound weight capacity, 8 hour, and 5 days per week

\*Shipping & handling will be charged on warranty replacement parts

COM, COV, and COL are also not covered by this warranty. Normal wear and tear is the responsibility of the specifier. Please consult with upholstery material supplier for performance criteria of individual materials.

## Returns and Repair

Should any item fail, contact the dealer from whom it was purchased. A photograph of the damage(s)/issue(s) and the label underneath the seat will be required to help OCI Seating determine the cause and extent of any issues. Service request are the responsibility of OCI Seating's Authorized Dealers. If it is determined that a return is necessary, and upon authorization from OCI Seating, return that item and its product proof of purchase to the dealer. The dealer may return defective product to our warehouse, freight prepaid. OCI Seating will repair or replace the defective parts at our discretion and return repaired or replaced item to the dealer freight prepaid. This warranty does not cover dealer labor, field service or delivery charges. OCI Seating does not assume responsibility for unauthorized repairs to the chairs. Contact OCI Seating customer service for further explanation or questions about said warranty.

Email [customerservice@ociseating.com](mailto:customerservice@ociseating.com)

OCI Seating recommends that moving parts such as arms, chair mechanisms, bases and casters be inspected periodically. All screws should be lubricated, tightened and cleaned as necessary. This is the responsibility of end user or dealer.

TO THE EXTENT ALLOWED BY LAW, ANY IMPLIED WARRANTY OF MERCHANTABILITY OR FITNESS FOR A PARTICULAR PURPOSE APPLICABLE TO THIS OCI Seating SEATING PRODUCT IS LIMITED IN DURATION TO THE DURATION OF THE ABOVE EXPRESSED WRITTEN WARRANTY.

LIMITATION ON LIABILITY: IN NO EVENT SHALL OCI SEATING BE LIABLE TO THE PURCHASER FOR ANY INCIDENTAL, INDIRECT, CONSEQUENTIAL, SPECIAL, OR EXEMPLARY DAMAGES OR LOSS PROFITS, EVEN IF OCI Seating HAS BEEN ADVISED OF THE POSSIBILITY OF SUCH DAMAGES.

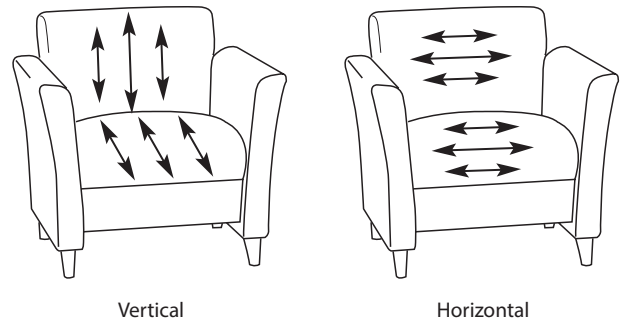
Some states do not allow the exclusion or limitation of incidental or consequential damages; hence the above restrictions or exclusions may not



## Customer's Own Material (COM)

All COM should be shipped prepaid to:  
 OCI Seating  
 14815 Radburn Avenue  
 Santa Fe Springs, CA 90670

Collect shipments of COM/COL fabrics will not be accepted. OCI Seating assumes no responsibility for the quality durability or sustainability of COM Materials. Surplus COM will be returned to the customer only if specifically requested. Please furnish a sample cutting of COM or COL with the original purchase order so that identification of COM/COL can be verified. In the absence of specific written instructions accompanying the order, fabrics will be cut, seamed, and applied at our discretion and at the customer's own risk. An additional up charge may be assessed for COM or COL materials that are deemed abnormal and additional labor required to cut, sew and/or match these said materials. Please specify on the purchase order the direction you wish your pattern to run on the chair. Vertical or Horizontal.



All yardage figures are based upon our receipt of plain 54" wide material. Extra fabric is required to match any pattern with matching repeats. Please use chart below as a guide and add to playing yardage requirements listed in your price book.

Fabric Repeat	Increase COM Requirement by:
2.9 and under	0%
3" – 11.9" Repeat	18%
12" – 16.9" Repeat	25%
17" – 20.9"	30%
21" – 27.9"	35%
28" – and above	40%

While OCI Seating inspects all fabrics for imperfections from the mill, some imperfections are difficult to recognize. OCI Seating cannot be responsible for defects, dye lot variations, color accuracies and other flaws and suggest that our customers inspect fabrics before furnishing them to us. OCI Seating will not assume responsibility for COM/COL shortages, flaws, or other such problems. OCI Seating will not be responsible for order/delivery delays caused by delays in the delivery of COM/COL fabrics to OCI Seating.

All COM orders are not put into production until all COM is received and approved. Upon receipt of COM, the order will then be placed into our normal production schedule. If there is a combination of OCI Seating fabrics and COM on the order, please advise customer service if you wish to split the order for shipping. Applicable drop ship charges will apply.

### Fabrics

Some COM fabrics, polyurethane fabrics and PVC free materials may be susceptible to puddling or comfort wrinkles overtime. While we will do our best to eliminate it, this is sometimes due to the inherent properties of the fabric and not an indication of inferior upholstery techniques. Please keep this in mind when selecting fabrics for upholstery.

### COM Pricing

The approved COM price for non-directional fabric is the Grade 1 price and the approved COL (Customer Own Leather) is Grade 3. For all chair series, hand cut and matched stripes, patterns or prints you must add the up charge below.

Chair/Lounge - \$95 List  
 Love Seat - \$105 List  
 Sofa - \$145 List

### Flammability

OCI Seating manufacturers all its chairs to comply with California technical bulletin #117 (Cal TB117). If customer's own material is specified, OCI Seating is not liable for said COM fabrics non-compliance with Cal TB 117.

On January 22nd, 2019, California Technical bulletin number 133, the Flammability Test Procedure for Seating Furniture for use in Public Occupancies, was replaced by the California legislature. If compliance to TB 133 is required, add \$70 list per yard of fabric utilized by the seating product specified for the application of fire barrier.

### Application of Fabric

OCI Seating requires that all COM fabrics come "backed" with, at minimum, an acrylic or similar backing. We cannot be responsible for stretching of fabrics that are not "backed" during upholstery process. OCI Seating cannot be held responsible for the appearance, behavior, quality, or performance of any COM as well as COM that are rolled reverse by the fabric supplier.

The application of patterned fabrics on curved units will be stitched to match pattern requirements. All patterns will be stitched together to produce the best results. Modifications to the stitching pattern can occur to gain the best look or results when matching patterns.

## OCI SEATING | Custom Embroidery

Custom embroidery offers an exceptional way to showcase your company, school or organization's logo on our upholstered chair backs. The embroidery can be done in a wide range of colors, shapes, and sizes to suit your design preferences—all at a competitive cost and with quick turnaround times.

To receive a quote for embroidered upholstery or more information, please contact OCI Customer Service. It is recommended that you have a graphic file—ideally in AI, EPS, or another high-resolution format (300 dpi or higher). If you don't have a digitized file, a setup charge will apply to create one. Be sure to have the PMS color number for each thread required.

When you are ready to order please note:

- OCI Seating is not responsible for low-quality or incorrectly digitized graphic files given to them.
- If the logo is to appear anywhere other than the center of the chair back, please specify its exact offset, both vertically and horizontally.
- Embroidery is not a direct substitute for printing, patches, or heat transfer vinyl lettering. Because embroidery thread is denser and stronger, it may cause puckering on loosely woven fabrics.
- The best results are achieved with firm, tightly woven textiles or vinyl surfaces.

We highly recommend requesting a sample for approval before proceeding with full production.

Trademark Notice: All logos remain the property of their respective owners. OCI Seating does not handle permissions for copyrighted or trademarked logos. Before using, reproducing, or distributing any such logo, you must obtain written consent from the rights holder. Unauthorized use may violate international copyright laws.

Placement Tolerances:  $\pm\frac{1}{2}$ " vertically and  $\pm\frac{1}{4}$ " horizontally.

## 2026 CF STINSON | Fabric Program

If there are fabrics you don't see listed, please email OCI Seating Customer Service for Grade Information.

Ace	6	Hive	5	Shimmy	8	Cirque 2.0	8	Gabby	4	Montana 2.0	4	Sentry -HC 2.0	5
Aero	3	Jillian	5	Soft Spot	6	Citadel / 2.0	5	GeoMet	5	Naugasof	5	Shantung	5
Ainsley	7	Kingsman	7	Sprint	5	Clean Slate	6	Grand Sierra	4	Nishiki	5	Shantung 2.0	5
Archer	7	Lateral	5	Square One	6	Clean Slate 2.0	6	Grand Sierra 2.0	4	Nishiki 2.0	5	Sleek/Sleek 2.0	5
Artisan	6	Mixed Media	6	Stellar	7	Colorguard	4	Grille / Grille 2.0	6	Orbit / Orbit 2.0	5	Smoothie	5
Baxter	8	Moby	5	Switchboard	8	Colorguard 2.0	4	Hopsack	6	Oxford	5	Smoothie 2.0	5
Bespoke	7	New Hempstead	6	Vinyl & Non-PVC		Connect	4	Kusari/Kusari 2.0	6	Oxford 2.0	5	Stitch in Time	3
Blip	5	Olivia	5	Alamo	4	Connect 2.0	4	Lara	4	Patriot Plus II	4	Strand	6
Boucle Two Way	8	Outlander	6	Amplify	4	Core / Core 2.0	4	Laredo	5	Patriot Plus II 2.0	4	Stride	6
Bridge	8	Pierce	5	Arbor	7	Criss Cross	5	Lattice	4	Raffia / Raffia 2.0	8	Tendrill	4
Brit	8	Premier	7	Ardent	5	Criss Cross 2.0	5	Level / Level 2.0	7	Rally	5	Tendrill 2.0	4
Coastline	6	Primavera	8	Avant	5	Discovery	6	Loophold	7	Rialto	5	Tessuto	5
Detail	3	Profile	3	Blend	4	English Pub	5	Loophole 2.0	7	Riverstone	7	Tessuto 2.0	5
Euclid	6	Retrograde	5	Box Chain	4	Essential	4	Matrix	4	Rogue II	5	Tilt	4
Flex	3	Riddle	6	Burkshire	5	Fizz / Fizz 2.0	6	Meteor	8+15%	Route	4	Topography	8
Graph	8	Roadmap	7	Cassidy/2.0	5	Flanders	5	Mica / Mica 2.0	6	Runway	5	Touchstone	5
Gravity	8	Sarto	8	Cesto	6	Frequency	8	Moccasin	4	Satchel	5	Trek	5
Hi-Fi	5	Sequence	5	Channel/2.0	6	Frequency 2.0	8	Moccasin 2.0	4	Scout/Scout 2.0	5	Vector	7
Highlands	6	Shift	6	Chroma	7	Fuse / Fuse 2.0	4	Montana	4	Script/Script 2.0	6		

## 2026 MAYER | Fabric Program

If there are fabrics you don't see listed, please email OCI Seating Customer Service for Grade Information.

Abbey	7	Copa	4	Fleck	6	Key Largo	5	Network	6	Rhythm	7	Tellus	7
Adler	4	Cosmos	6	Florentino	5	Kinetic	6	Nexus	5	Ripple	8	Tranquility	8
All Seasons	4	Cross Check	4	Foliage	8	Kinsey	5	Niche	7	Ritzi	6	Twist	8
Antique	6	Curator	8	Forte	3	Lancaster	4	Nimble	6	Rumba	4	Ultrahide	8
Arc	8	Delano	5	Foundation 10	5	Legacy	6	Noble	4	Ryder	3	Utopia	7
Arcade	8+10%	Delmar	5	Fresco	4	Longhorn	7	Nomad	8	Samba	4	Verona	6
Balance	7	Discovery	8	Function	6	Loop	8	Nook	6	Sanctuary	5	Voyager	8
Basic	3	Divert	4	Furrow	3	Ludlow	4	Note	8	Saxony	3	Zip	5
Belmont	8+10%	Durango	5	Fuse	8	Lyric	5	Odessa	8	Score	7		
Botany	8+15%	Duraweave	4	Gala	6	Marathon	3	Omega	5	Scout	6		
Caressa	5	Editor	8	Galveston	6	Matka	6	Optic 10	5	Seville	4		
Caspian	7	Elevation	8	Gatsby	7	Matter	7	Outback	5	Silverweave	7		
Catwalk	7	Embellish	8	Gem	4	Maverick	5	Palermo II	6	Sketch	6		
Centric	8+5%	Enliven	5	Gravity	8	Midway	5	Paragon	5	Sonnet	6		
Channel	5	Equal	4	Havana	5	Milano	6	Patio	5	Spartan	4		
Chaps	6	Essence	7	Haven	6	Mimic	4	Plaza	7	Splendor	7		
Chequers	8	Etch	4	Interlace	6	Mingle	6	Polygon	6	Stellar	7		
Cirque	7	Explorer	4	Interlude	4	Mira	6	Porter	5	Strata	4		
Cityscape	8	Fedora	5	Jekyll & Hyde	6	Mode	6	Prospect	5	Sydney	4		
Connect	8+10%	Fenton	6	Jive	4	Moonscape	5	Quattro	4	Sylvan	7		
Continuum 10	6	Flair	4	Kensington	5	Neo	6	Ranchero	4	Tango	5		

## 2026 MOMENTUM | Fabric Program

If there are fabrics you don't see listed, please email OCI Seating Customer Service for Grade Information.

Crespo	2	Curl	8	Jot	6	Solace	8	Colorloop	8	Canter Epu	5	Dome CV	7
Ego	2	Current	6	Knack	6	Starfall	6	Crosswise	8	Evo EV	5	Endurance Epu	7
Nestle	2	Dart	6	Lark	8	Stroll	6	Flock	8	Hyde CV	6	Eon Epu	8
Scatter	2	Deka	6	Ledge	8	Strut	8	Hobnob	8	Moguel Epu	6	Fidget CV	8
Ace	5	Epic	6	Lens	6	Swim	6	Hum	7	Silica	8	Follow CV	8
Amuse	8	Expo	5	Lineup	6	Syntax	6	Infinity C-Zero	6	Tribeca CV	6	Foray	8
Ace	5	Float	6	Mello	6	Tack	7	Keynote	8	Vanguard CV	7	Groove Epu	8
Bangle	5	Free	7	Origin	5	Toggle	5	Kit	8	Whit Epu	8	Improv CV	7
Beep	7	Fuse	5	Otto	7	Top Talent	7	Lute	8	Agora II	8	Jackpot CV	8
Beta	7	Glassworks	8	Perk	5	Via	6	Marathon C-Zero	6	Anthology CV	8	Keeper CV	8
Blueprint	5	Graph	6	Piccolo	8	Widget	5	Millennium C-Zero	6	Artisanal Epu	8	Speakeasy CV	8
Bobby	5	Grid	5	Pip	7	Crypton		Odyssey C-Zero	6	Bravo II	8	Spunk CV	8
Boom II	8	Guru	5	Piper	8	Caravan	6	Promise	6	Carson CV	2	Tanner	6
Build	8	Habit	6	Plan	8	Cover Cloth	5	Sport	6	Cashmere II	8	Textura CV	8
Chit Chat	8	Hitch	8	Rise	6	Faux Felt	6	Tradition C-Zero	6	Chime CV	8	Tradewinds CV	8
Clang	7	Hue	7	Skip	6	Smart Soft	6	Coated Fabrics	6	Cordovan EPU	8	Twill Epu	8
Collect	7	Insight	5	Slice	6	Acrobat	8	Beeline Epu	5	Cycle	8	Velocity	8
										Dexter Epu	6	Witzel CV	8

Refer to terms and conditions for general information regarding fabrics, finishes, warranty, freight, complete condition of sales and more.

Effective Date: 3/15/2025 | ociseating.com

# SYMPHONY | Reception Seating

## Product Features:

- Engineered Solid Alder Hardwood Frames
- Fixed Seat Cushion With Steel Sinuous Spring Suspension
- High Resilient Long Lasting Polyfoam
- Wood Legs Standard in 18 Finishes
- Chrome, Satin Nickel or Black (3") Legs
- Optional \$135 list
- Front Leg Caster Optional
- Tablet Arm Option Available with Side Stow
- 300 LB Test Rating
- 2 Different Styles of Free Standing Tables (pages 49)


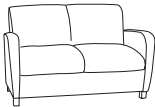
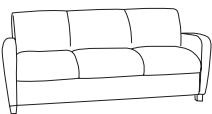
## OCI Seating Finishes:

Mahogany, Summit Cherry, Dark Cherry, Clear Maple, Pacific Cherry, OFS Cherry, Summit Maple, OCI Jade, OCI Espresso, Walnut, Cognac, OCI Light Cherry, Black Lacquer, CI Honey, CI Cherry, OCI Café, Slate Grey & Smoke Grey

Optional Power Unit consists of 1 power module, 1 USB & 1 USB-C port. Six foot power cord is standard. Silver flush mounted cover plate. Units will be located on right front as seated unless otherwise specified.



Refer to page 7 for OCI SEATING Freight Program.

Model	Description	FABRIC / LEATHER GRADES									
		1 COM	2	3 COL	4	5	6	7	8	L1	L2
500 	Club Chair Seat: 22 W x 21.5 D Seat Height: 19 Arm Height: 26 COM: 4 yds. Carton: 24 Cu. Ft. Ship Weight: 62 lbs.	1875	2035	2190	2295	2455	2610	2715	2875	2505	3030
502 	Love Seat 57.5 W x 34 D x 34 H Seat: 48 W x 21.5 D Seat Height: 19 Arm Height: 26 COM: 6 yds. Carton: 43 Cu. Ft. Ship Weight: 99 lbs.	2660	2745	2860	3035	3220	3430	3665	3850	3350	4555
503 	Sofa 79.5 W x 34 D x 34 H Seat: 70 W x 21.5 D Seat Height: 19 Arm Height: 26 COM: 8 yds. Carton: 58 Cu. Ft. Ship Weight: 122 lbs.	3330	3675	3765	3990	4245	4545	4865	5100	4340	5915

## Optional / Upgrades

-Solid Wood Tablet Arm with Side Stow	\$600 List	<ul style="list-style-type: none"> <li>• When combining different grade fabric, use the higher grade.</li> <li>• When combining fabric of the same grade, Two Tone \$75 List.</li> <li>• Custom wood finishes upon request - add \$225 Net per color.</li> </ul>
-500C - Front Caster Option	\$125 List	
-500CL - Chrome, Satin Nickel or Black (3") Legs	\$135 List	
-Contrasting Welt	\$95 List	
-Power Unit	\$450 List	

# FLAIR | Reception Seating

## Product Features:

- Engineered Solid Alder Hardwood Frames
- Fixed Seat Cushion With Steel Sinuous Spring Suspension
- High Resilient Long Lasting Polyfoam
- Wood Legs Standard in 18 Finishes
- Chrome Legs Optional
- 300 LB Test Rating
- 2 Different Styles of Free Standing Tables (pages 49)


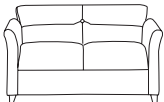
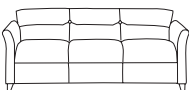
## OCI Seating Finishes:

Mahogany, Summit Cherry, Dark Cherry, Clear Maple, Pacific Cherry, OFS Cherry, Summit Maple, OCI Jade, OCI Espresso, Walnut, Cognac, OCI Light Cherry, Black Lacquer, CI Honey, CI Cherry, OCI Café, Slate Grey & Smoke Grey

Optional Power Unit consists of 1 power module, 1 USB & 1 USB-C port. Six foot power cord is standard. Silver flush mounted cover plate. Units will be located on right front as seated unless otherwise specified.



Refer to page 7 for OCI SEATING Freight Program.

Model	Description	FABRIC / LEATHER GRADES									
		1 COM	2	3 COL	4	5	6	7	8	L1	L2
510 	Club Chair 31.25 W x 30 D x 30.5 H Seat: 21.5 W x 20.25 D Seat Height: 19.25 Arm Height: 25.75 COM: 4 yds. Carton: 24 Cu. Ft. Ship Weight: 64 lbs.	2100	2270	2365	2485	2620	2785	2915	3045	2835	3675
512 	Love Seat 54 W x 30 D x 30.5 H Seat: 44.25 W x 20.25 D Seat Height: 19.25 Arm Height: 25.75 COM: 6 yds. Carton: 43 Cu. Ft. Ship Weight: 99 lbs.	2940	3205	3345	3520	3705	3940	4255	4385	3885	5040
513 	Sofa 76.5 W x 31 D x 30.5 H Seat: 66 W x 20.25 D Seat Height: 19.25 Arm Height: 25.75 COM: 7.5 yds. Carton: 58 Cu. Ft. Ship Weight: 121 lbs.	3580	3925	4055	4310	4540	4835	5155	5395	4840	6310

## Optional / Upgrades

-510CL - Chrome Legs	\$135 List	• When combining different grade fabric, use the higher grade.
-Contrasting Welt	\$95 List	• When combining fabric of the same grade, Two Tone \$75 List.
-Power Unit	\$450 List	• Custom wood finishes upon request - add \$225 Net per color.



# EDGE | Reception Seating

## Product Features:



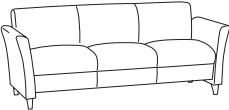

- Engineered Solid Alder Hardwood Frames
- Fixed Seat Cushion With Steel Sinuous Spring Suspension
- High Resilient Long Lasting Polyfoam
- Wood Legs Standard in 18 Finishes
- Chrome Legs Optional
- 300 LB Test Rating
- 2 Different Styles of Free Standing Tables (pages 49)

## OCI Seating Finishes:

Mahogany, Summit Cherry, Dark Cherry, Clear Maple, Pacific Cherry, OFS Cherry, Summit Maple, OCI Jade, OCI Espresso, Walnut, Cognac, OCI Light Cherry, Black Lacquer, CI Honey, CI Cherry, OCI Café, Slate Grey & Smoke Grey



Refer to page 7 for OCI SEATING Freight Program.

Model	Description	FABRIC / LEATHER GRADES									
		1 COM	2	3 COL	4	5	6	7	8	L1	L2
540 	Club Chair 32.5 W x 30.5 D x 31 H Seat: 23 W x 20.25 D Seat Height: 19 Arm Height: 25.25 COM: 3.75 yds. Carton: 24 Cu. Ft. Ship Weight: 64 lbs.	2065	2235	2330	2450	2585	2750	2880	3010	2800	3535
542 	Love Seat 55 W x 30.5 D x 31 H Seat: 45 W x 20.25 D Seat Height: 19 Arm Height: 25.25 COM: 6 yds. Carton: 43 Cu. Ft. Ship Weight: 95 lbs.	2860	3125	3265	3440	3625	3805	4095	4220	3805	4960
543 	Sofa 78.25 W x 30.5 D x 31 H Seat: 68 W x 20.25 D Seat Height: 19 Arm Height: 25.25 COM: 7.5 yds. Carton: 58 Cu. Ft. Ship Weight: 117 lbs.	3485	3800	3900	4170	4380	4640	4950	5165	4745	6215
544 	Ottoman 20 W x 20 D x 16 H COM: 1.25 yds. Carton: 5.5 Cu. Ft. Ship Weight: 25 lbs.	1150	1205	1255	1325	1415	1440	1495	1520	NA	1675

## Optional / Upgrades

-540CL Chrome Legs

\$135 List

- When combining different grade fabric, use the higher grade.
- When combining fabric of the same grade, Two Tone \$75 List.
- Custom wood finishes upon request - add \$225 Net per color.

Refer to terms and conditions for general information regarding fabrics, finishes, warranty, freight, complete condition of sales and more.

Effective Date: 3/15/2025 | ociseating.com

# FLUX | Modular / Reception Seating

## Product Features:

- Engineered Solid Alder Hardwood Frames
- 2 Piece Separate Seat and Back with Web Suspension
- High Resilient Long Lasting Polyfoam
- Chrome, Satin Nickel or Black (3") Legs
- Gangable Options
- 300 LB Test Rating
- Choose From Two Different Table Styles




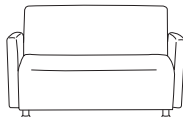

## OCI Seating Finishes:

Mahogany, Summit Cherry, Dark Cherry, Clear Maple, Pacific Cherry, OFS Cherry, Summit Maple, OCI Jade, OCI Espresso, Walnut, Cognac, OCI Light Cherry, Black Lacquer, CI Honey, CI Cherry, OCI Café, Slate Grey & Smoke Grey

Optional Power Unit consists of 1 power module, 1 USB & 1 USB-C port. Six foot power cord is standard. Silver flush mounted cover plate. Units will be located on right front as seated unless otherwise specified.



Refer to page 7 for OCI SEATING Freight Program.

Model	Description	FABRIC / LEATHER GRADES										L1	L2
		1 COM	2	3 COL	4	5	6	7	8				
550C	Club Chair 30 W x 29 D x 33.5 H Seat: 24.75 W x 21.5 D Seat Height: 19 Arm Height: 26 COM: 4.25 yds. Carton: 24 Cu. Ft. Ship Weight: 65 lbs.	2015	2175	2330	2435	2595	2750	2855	3015			NA	3170
													
550	Armless 25 W x 29 D x 33.5 H Seat: 25 W x 21.5 D Seat Height: 19 COM: 2.75 yds. Carton: 17 Cu. Ft. Ship Weight: 46 lbs.	1625	1760	1845	1895	1950	1995	2180	2290			NA	2570
													
550L/R	Left or Right 28 W x 29 D x 33.5 H Seat: 24.75 W x 21.5 D Seat Height: 19 Arm Height: 26 COM: 3.5 yds. Carton: 24 Cu. Ft. Ship Weight: 57 lbs.	1805	1975	2070	2190	2325	2490	2620	2750			NA	3380
													
552C	Love Seat 53 W x 29 D x 33.5 H Seat: 47 W x 21.5 D Seat Height: 19 Arm Height: 26 COM: 5.5 yds. Carton: 43 Cu. Ft. Ship Weight: 98 lbs.	2670	2960	3075	3250	3435	3615	3905	4030			NA	4560
													
552	Armless 48 W x 29 D x 33.5 H Seat: 48 W x 21.5 D Seat Height: 19 COM: 4.25 yds. Carton: 43 Cu. Ft. Ship Weight: 68 lbs.	2175	2365	2465	2595	2750	2925	3070	3210			NA	3555
													

## Optional / Upgrades

- Unite Ganging Bracket \$140 List
- Ganging Bracket \$120 List
- Power Unit \$450 List
- Solid Wood Tablet Arm with Side Stow \$600 List

- When combining fabric of the same grade, Two Tone \$75 List.
- When combining different grade fabric, use higher grade.

- Custom wood finishes upon request - add \$225 Net per color.

## Important Note:

Please include a layout drawing with your order so we can help you specify left, right or left and right ganging along with any information of applying special fabrics in the absence of specific fabric instructions, OCI reserves the right to upholster units at our discretion.

Refer to terms and conditions for general information regarding fabrics, finishes, warranty, freight, complete condition of sales and more.

Effective Date: 3/15/2025 | ociseating.com

# FLUX | Modular / Reception Seating

## Product Features:

- Engineered Solid Alder Hardwood Frames
- 2 Piece Separate Seat and Back with Web Suspension
- High Resilient Long Lasting Polyfoam
- Chrome, Satin Nickel or Black (3") Legs
- Gangable Options
- 300 LB Test Rating
- Choose From Two Different Table Styles



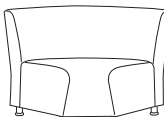


## OCI Seating Finishes:

Mahogany, Summit Cherry, Dark Cherry, Clear Maple, Pacific Cherry, OFS Cherry, Summit Maple, OCI Jade, OCI Espresso, Walnut, Cognac, OCI Light Cherry, Black Lacquer, CI Honey, CI Cherry, OCI Café, Slate Grey & Smoke Grey

Optional Power Unit consists of 1 power module, 1 USB & 1 USB-C port. Six foot power cord is standard. Silver flush mounted cover plate. Units will be located on right front as seated unless otherwise specified.



Refer to page 7 for OCI SEATING Freight Program.

Model	Description	FABRIC / LEATHER GRADES										L1	L2
		1 COM	2	3 COL	4	5	6	7	8				
552L/R	Left or Right 51 W x 29 D x 33.5 H Seat: 47.5 W x 21.5 D Seat Height: 19 Arm Height: 26 COM: 4.75 yds. Carton: 43 Cu. Ft. Ship Weight: 77 lbs.	2515	2725	2830	2965	3145	3280	3460	3670			NA	4615
													
550W	Wedge 30 W x 35 D x 33.5 H Seat: 22 W x 21.5 D Seat Height: 19 COM: 3.25 yds. Carton: 43 Cu. Ft. Ship Weight: 46 lbs.	1910	2080	2175	2295	2430	2595	2725	2855			NA	3485
													
550CW	Corner Wedge 52 W x 31 D x 33.5 H Seat: 24.75 W x 21.5 D Seat Height: 19 COM: 5 yds. Carton: 43 Cu. Ft. Ship Weight: 85 lbs.	2545	2810	2950	3125	3310	3490	3780	3905			NA	5170
													
550IT	Inner Table 24 W x 24 D x 16 H COM: 1 yds. Carton: 9 Cu. Ft. Ship Weight: 47 lbs.	1520	1580	1650	1675	1750	1775	1810	1865			NA	1995
													
550CT	Corner Table 30 W x 30 D x 16 H COM: 1.5 yds. Carton: 11 Cu. Ft. Ship Weight: 55 lbs.	1910	2000	2055	2120	2225	2280	2360	2410			NA	2465
													
	When space planning, allow 39" x 39" from corner												

## Optional / Upgrades

-Unite Ganging Bracket	\$140 List
-Ganging Bracket	\$120 List
-Power Unit	\$450 List
-Solid Wood Tablet Arm with Side Stow	\$600 List

Refer to terms and conditions for general information regarding fabrics, finishes, warranty, freight, complete condition of sales and more.

Effective Date: 3/15/2025 | ociseating.com

# TUX | Reception Seating

## Product Features:

- Engineered Solid Alder Hardwood Frames
- Separate Seat Cushion With Steel Sinuous Spring Suspension
- High Resilient Long Lasting Polyfoam
- Standard Chrome, Silver, Black Leg Option
- Sleek New Leg Design
- Tablet Arm Option Available with Side Stow
- 300 LB Test Rating
- 2 Different Styles of Free Standing Tables (pages 49)

## OCI Seating Finishes:

Mahogany, Summit Cherry, Dark Cherry, Clear Maple, Pacific Cherry, OFS Cherry, Summit Maple, OCI Jade, OCI Espresso, Walnut, Cognac, OCI Light Cherry, Black Lacquer, CI Honey, CI Cherry, OCI Café, Slate Grey & Smoke Grey

Optional Power Unit consists of 1 power module, 1 USB & 1 USB-C port. Six foot power cord is standard. Silver flush mounted cover plate. Units will be located on right front as seated unless otherwise specified.



Refer to page 7 for OCI SEATING Freight Program.

Model	Description	FABRIC / LEATHER GRADES									
		1 COM	2	3 COL	4	5	6	7	8	L1	L2
560	Club Chair 31 W x 30.5 D x 33.5 H Seat: 23.25 W x 20.5 D Seat Height: 18 Arm Height: 27 COM: 5 yds. Carton: 24 Cu. Ft. Ship Weight: 70 lbs.	2115	2305	2405	2525	2670	2835	2985	3115	2905	4270
562	Love Seat 56.25 W x 30.5 D x 33.5 H Seat: 48.5 W x 20.5 D Seat Height: 18 Arm Height: 27 COM: 7.5 yds. Carton: 43 Cu. Ft. Ship Weight: 112 lbs.	3505	3850	3980	4235	4465	4760	5080	5320	4765	6130
563	Sofa 78.5 W x 30.5 D x 33.5 H Seat: 70.5 W x 20.5 D Seat Height: 18 Arm Height: 27 COM: 10 yds. Carton: 58 Cu. Ft. Ship Weight: 137 lbs.	4195	4695	4800	5090	5380	5560	5980	6290	6085	7555

## Optional / Upgrades

- Choose from Chrome or Black Leg Option
- Solid Wood Tablet Arm with Side Stow
- Power Unit

No Charge  
\$600 List  
\$450 List

- When combining different grade fabric, use the higher grade.
- When combining fabric of the same grade, Two Tone \$75 List.

# IMPERIAL | Reception Seating

## Product Features:

- Engineered Solid Alder Hardwood Frames
- Fixed Seat Cushion With Steel Sinuous Spring Suspension
- High Resilient Long Lasting Polyfoam
- Wood Legs Standard in 18 Finishes
- Tablet Arm Option Available with Side Stow
- Choose From Plain Back or Two Different Sewing Patterns (CS-Cross Stitch or HS-Horizontal Stitch)
- 2 Different Styles of Free Standing Tables (pages 49)
- 300 LB Test Rating



## OCI Seating Finishes:

Mahogany, Summit Cherry, Dark Cherry, Clear Maple, Pacific Cherry, OFS Cherry, Summit Maple, OCI Jade, OCI Espresso, Walnut, Cognac, OCI Light Cherry, Black Lacquer, CI Honey, CI Cherry, OCI Café, Slate Grey & Smoke Grey

Optional Power Unit consists of 1 power module, 1 USB & 1 USB-C port. Six foot power cord is standard. Silver flush mounted cover plate. Units will be located on right front as seated unless otherwise specified.



Refer to page 7 for OCI SEATING Freight Program.

Model	Description	FABRIC / LEATHER GRADES									
		1 COM	2	3 COL	4	5	6	7	8	L1	L2
570 	Club Chair 30.5 W x 31.75 D x 36 H Seat: 21.75 W x 20 D Seat Height: 19 Arm Height: 26 COM: 4.25 yds. Carton: 24 Cu. Ft. Ship Weight: 65 lbs.	2285	2455	2550	2670	2805	2970	3100	3230	3020	3860
572 	Love Seat 64 W x 31.75 D x 36 H Seat: 55 W x 20 D Seat Height: 19 Arm Height: 26 COM: 7 yds. Carton: 43 Cu. Ft. Ship Weight: 107 lbs.	3170	3485	3585	3855	4065	4325	4635	4850	4430	5690

## Optional / Upgrades

- Solid Wood Tablet Arm with Side Stow
- Power Unit

\$600 List  
\$450 List

- When combining different grade fabric, use the higher grade.
- When combining fabric of the same grade, Two Tone \$75 List.
- Custom wood finishes upon request - add \$225 Net per color.



# TAHOE | Reception Seating

## Product Features:

- Engineered Solid Alder Hardwood Frames
- Fixed Seat Cushion With Steel Sinuous Spring Suspension
- High Resilient Long Lasting Polyfoam
- Chrome, or Satin Nickel Leg Standard
- Mobile Front Caster Option with Satin Nickel Back Handle
- Tablet Arm Option Available with Side Stow
- 300 LB Test Rating
- 2 Different Styles of Free Standing Tables (pages 49)

## OCI Seating Finishes:

Mahogany, Summit Cherry, Dark Cherry, Clear Maple, Pacific Cherry, OFS Cherry, Summit Maple, OCI Jade, OCI Espresso, Walnut, Cognac, OCI Light Cherry, Black Lacquer, CI Honey, CI Cherry, OCI Café, Slate Grey & Smoke Grey

Optional Power Unit consists of 1 power module, 1 USB & 1 USB-C port. Six foot power cord is standard. Silver flush mounted cover plate. Units will be located on right front as seated unless otherwise specified.



Refer to page 7 for OCI SEATING Freight Program.

Model	Description	FABRIC / LEATHER GRADES									
		1 COM	2	3 COL	4	5	6	7	8	L1	L2
590	Club Chair 31.5 W x 31 D x 33.5 H Seat: 22.75 W x 21.25 D Seat Height: 19 Arm Height: 25.24 COM: 4.25 yds. Carton: 24 Cu. Ft. Ship Weight: 73 lbs.	1895	1990	2085	2205	2340	2505	2635	2765	2610	3395
592	Love Seat 64 W x 31.75 D x 36 H Seat: 55 W x 20 D Seat Height: 19 Arm Height: 25.24 COM: 6.75 yds. Carton: 43 Cu. Ft. Ship Weight: 107 lbs.	2975	3290	3390	3660	3870	4130	4440	4655	4235	5495

## Optional / Upgrades

-Choose from Chrome or Satin Nickel Legs	No Charge	• When combining different grade fabric, use the higher grade.
-Solid Wood Tablet Arm with Side Stow	\$600 List	• When combining fabric of the same grade, Two Tone \$75 List.
-590 Mobile with Front Casters & Satin Nickel Back Handle	\$325 List	
-Power Unit	\$450 List	

# HARMONY | Reception Seating

## Product Features:



- Engineered Solid Alder Hardwood Frames
- Fixed Seat Cushion With Steel Sinuous Spring Suspension
- High Resilient Long Lasting Polyfoam
- Standard Black Wood Legs
- Chrome or Satin Nickel Legs Optional
- Tablet Arm Option Available with Side Stow
- 300 LB Test Rating
- 2 Different Styles of Free Standing Tables (pages 49)

## OCI Seating Finishes:

Mahogany, Summit Cherry, Dark Cherry, Clear Maple, Pacific Cherry, OFS Cherry, Summit Maple, OCI Jade, OCI Espresso, Walnut, Cognac, OCI Light Cherry, Black Lacquer, CI Honey, CI Cherry, OCI Café, Slate Grey & Smoke Grey



Refer to page 7 for OCI SEATING Freight Program.

Model	Description	FABRIC / LEATHER GRADES									
		1 COM	2	3 COL	4	5	6	7	8	L1	L2
610 	Club Chair 31.5 W x 30 D x 31.5 H Seat: 19.25 W x 20.25 D Seat Height: 19 Arm Height: 23.5 COM: 3.75 yds. Carton: 24 Cu. Ft. Ship Weight: 70 lbs.	1685	1855	1950	2070	2205	2370	2500	2630	NA	3260
613 	Sofa 75.25 W x 30 D x 31.25 H Seat: 55 W x 20.25 D Seat Height: 19 Arm Height: 23.5 COM: 7 yds. Carton: 43 Cu. Ft. Ship Weight: 153 lbs.	3630	3945	4045	4315	4525	4785	5095	5310	NA	6270

## Optional / Upgrades

-Solid Wood Tablet Arm with Side Stow (Includes Alteration to Arms)	\$800 List	<ul style="list-style-type: none"> <li>• When combining different grade fabric, use the higher grade.</li> <li>• When combining fabric of the same grade, Two Tone \$75 List.</li> </ul>
-Chrome or Satin Nickel Leg Option - 610CL	\$175 List	
-Optional Wood Leg Finishes	\$175 List	

Refer to terms and conditions for general information regarding fabrics, finishes, warranty, freight, complete condition of sales and more.

Effective Date: 3/15/2025 | ociseating.com

# TUX LITE | Reception Seating

## Product Features:

- Engineered Solid Alder Hardwood Frames
- Fixed Seat Cushion With Steel Sinuous Spring Suspension
- High Resilient Long Lasting Polyfoam
- Standard Brushed Silver Legs
- Wood Legs in 18 Finishes Optional
- Chrome Sled Base Optional
- Tablet Arm Option Available with Side Stow
- 300 LB Test Rating
- 2 Different Styles of Free Standing Tables (pages 49)

## OCI Seating Finishes:

Mahogany, Summit Cherry, Dark Cherry, Clear Maple, Pacific Cherry, OFS Cherry, Summit Maple, OCI Jade, OCI Espresso, Walnut, Cognac, OCI Light Cherry, Black Lacquer, CI Honey, CI Cherry, OCI Café, Slate Grey & Smoke Grey

Optional Power Unit consists of 1 power module, 1 USB & 1 USB-C port. Six foot power cord is standard. Silver flush mounted cover plate. Units will be located on right front as seated unless otherwise specified.



Refer to page 7 for OCI SEATING Freight Program.

Model	Description	FABRIC / LEATHER GRADES									
		1 COM	2	3 COL	4	5	6	7	8	L1	L2
710	Club Chair 28.5 W x 30 D x 34.25 H Seat: 22.25 W x 20.75 D Seat Height: 18.5 Arm Height: 26.75 COM: 4 yds. Carton: 24 Cu. Ft. Ship Weight: 68 lbs.	1690	1900	2005	2110	2270	2420	2530	2690	NA	2980
712	Love Seat 55 W x 30 D x 34.25 H Seat: 47.75 W x 20.75 D Seat Height: 18.5 Arm Height: 26.75 COM: 5.5 yds. Carton: 43 Cu. Ft. Ship Weight: 106 lbs.	2910	3175	3305	3465	3645	3855	4015	4170	NA	4695
713	Sofa 72.75 W x 30 D x 34.25 H Seat: 65.75 W x 20.75 D Seat Height: 18.5 Arm Height: 26.75 COM: 7 yds. Carton: 97 Cu. Ft. Ship Weight: 125 lbs.	3675	3965	4150	4405	4635	4930	5250	5490	NA	6065

## Optional / Upgrades

-Solid Wood Tablet Arm with Side Stow	\$600 List	• When combining different grade fabric, use the higher grade.
-Wood Leg Option	\$175 List	• When combining fabric of the same grade, Two Tone \$75 List.
-Power Unit	\$450 List	• Custom wood finishes upon request - add \$225 Net per color.



Product Features:

- Lounge, Love Seat and Sofa Models
- 6" raised legs allow for easy cleaning
- Complementing tables available
- Metal Base available in Chrome, Silver and Black
- Wood Tablet Option available in solid wood
- Power Unit Option available
- Starting List Price \$2,010
- 300 LB Test Rating

Standard Metal Base Finishes:

- C - Chrome
- S - Silver

Optional Metal Base Finish:

- B - Black \$125 List

Optional / Upgrades

- |  |            |
|--|------------|
| - Solid Wood Tablet Arm with Side Stow | \$600 List |
| - Power Unit 1 USB, 1 USB-C & 1 Plug)  | \$450 List |
| - Cup Holder                           | \$195 List |

Refer to page 7 for OCI Seating Freight Program.

# MASSO | Reception Seating

## Product Features:

- Lounge, Love Seat and Sofa Models
- 6" raised legs allow for easy cleaning
- Complementing tables available
- Metal Base available in Chrome, Silver and Black
- Wood Tablet Option available in solid wood
- Power Unit Option available
- Starting List Price \$1930
- 300 LB Test Rating

## Standard Metal Base Finishes:

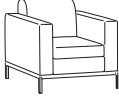

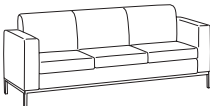
- C - Chrome
- S - Silver

## Optional Metal Base Finish:

- B - Black - \$125 List



Refer to page 7 for OCI SEATING Freight Program.

Model	Description	FABRIC / LEATHER GRADES								
		1 COM	2	3 COL	4	5	6	7	8	L2
2001 	Lounge Chair 35 W x 32 D x 34 H Seat: 22 W x 20.5 D Seat Height: 17.5 Arm Height: 27.5 COM: 4.25 yds. Carton: 25 Cu. Ft. Ship Weight: 95 lbs.	2010	2195	2325	2410	2565	2695	2825	2985	3685
2002 	Love Seat 61 W x 32 D x 34 H Seat: 48 W x 20.5 D Seat Height: 17.5 Arm Height: 27.5 COM: 6 yds. Carton: 44 Cu. Ft. Ship Weight: 118 lbs.	2965	3230	3370	3545	3730	3910	4200	4325	5795
2003 	Sofa 82 W x 32 D x 34 H Seat: 69 W x 20.5 D Seat Height: 17.5 Arm Height: 27.5 COM: 7.75 yds. Carton: 58 Cu. Ft. Ship Weight: 140 lbs.	3795	4160	4270	4560	4835	5130	5425	5740	7470

## Optional / Upgrades

- Solid Wood Tablet Arm with Side Stow
- Power Unit 1 USB, 1 USB-C & 1 Plug)
- Cup Holder

\$600 List  
\$450 List  
\$195 List

- When combining different grade fabric, use the higher grade.
- When combining fabric of the same grade, Two Tone \$75 List.





## Product Features:

- Square, Round and Rectangular top shapes
- Designed to coordinate with Masso Seating Line
- Laminate and Veneer top material options
- Laminate and Veneer tops are .75" thick
- Laminate available in 6 standard colors
- For custom Laminate or Veneer options pre-approval is required, please contact customer service
- Veneer available in all standard OCI finishes on Maple. Please refer to our website for current veneer colors
- Laminate top finishes come standard with matching PVC edge color
- For veneer tops, edge will match top finish color, unless specified
- Square metal legs available in 3 finishes Chrome, Silver and Black
- All dimensions are nominal
- Tables available in 17" and 20" heights
- Refer to terms and conditions for general information, finishes, warranty, freight and complete terms and condition of sales and more.

## OCI Seating Finishes:

Mahogany, Summit Cherry, Dark Cherry, Pacific Cherry, OFS Cherry, OCI Jade, OCI Espresso, Walnut, Cognac, OCI Light Cherry, Black Lacquer, CI Cherry, OCI Café, Natural Beech, Slate Grey & Smoke Grey

## OCI Laminate Finishes: (Occasional Tables)

White, Fog, Black, Bleached Legno, Millennium Oak & Weatherd Ash

## Standard Metal Leg Finishes:

- C - Chrome
- S - Silver

## Optional Metal Leg Finish:

- B - Black \$125 List

## Standard Laminate Finishes:

White  
Black  
Fog  
Bleached Legno  
Millennium Oak  
Weathered Ash

## Optional / Upgrades

For Custom Laminate or Custom Finish on Veneer  
Please call for Special Pricing

Refer to page 7 for OCI Seating Freight Program.

## MASSO | Occasional Tables

### Product Features:

- Square, Round and Rectangular top shapes
- Designed to coordinate with Masso Seating Line
- Laminate and Veneer top material options
- Laminate and Veneer tops are .75" thick
- Laminate available in 6 standard colors
- For custom Laminate or Veneer options pre-approval is required.  
Please contact customer service.
- Veneer available in all standard OCI finishes on Maple.  
Please refer to our website for current veneer colors
- Standard laminate top finishes comes standard with matching PVC edge color
- For veneer tops, edge will match top finish color, unless specified
- Square metal legs available in 3 finishes Chrome, Silver and Black
- All dimensions are nominal

- Tables available in 17" and 20" heights
- Refer to terms and conditions for general information, finishes, warranty, freight and complete terms and condition of sales and more.

### Standard Metal Leg Finishes:

- C - Chrome
- S - Silver

### Optional Metal Leg Finish:




- B - Black - \$125 List

### Standard Laminate Finishes:

- White
- Black
- Fog
- Bleached Legno
- Millennium Oak
- Weathered Ash



Refer to page 7 for OCI SEATING Freight Program.

Table Shape	Model	Description	Laminate	Veneer
	TMK222217	22 W x 22 D x 17 H Ship Weight: 16 lbs. Carton: 8 Cu. Ft.	970	1015
	TMK222220	22 W x 22 D x 20 H Ship Weight: 18 lbs. Carton: 8 Cu. Ft.	985	1030
	TMK303017	30 W x 30 D x 17 H Ship Weight: 30 lbs. Carton: 14 Cu. Ft.	1200	1245
	TMK303020	30 W x 30 D x 20 H Ship Weight: 32 lbs. Carton: 14 Cu. Ft.	1220	1265
	TMK2217	22 Dia x 17 H Ship Weight: 16 lbs. Carton: 8 Cu. Ft.	1015	1060
	TMK2220	22 Dia x 20 H Ship Weight: 18 lbs. Carton: 8 Cu. Ft.	1030	1075
	TMK3017	30 Dia x 17 H Ship Weight: 30 lbs. Carton: 14 Cu. Ft.	1525	1600
	TMK3020	30 Dia x 20 H Ship Weight: 32 lbs. Carton: 14 Cu. Ft.	1545	1615
	TMK482017	48 W x 20 D x 17 H Ship Weight: 35 lbs. Carton: 14.6 Cu. Ft.	1295	1365

### Optional / Upgrades

For Custom Laminate or Custom Finish on Veneer  
Please call for Special Pricing

Refer to terms and conditions for general information regarding fabrics, finishes, warranty, freight, complete condition of sales and more.

Effective Date: 3/15/2025 | ociseating.com



## Product Features:

---

- Lounge, Extended Lounge, Love Seat and Sofa in Arm and Armless Models
- 8" raised legs allow for easy cleaning
- Signature Metal Legs available in Chrome, Silver and Black
- Solid Wood Tablet Arm Option available for both Arm and Armless models. Tablet Arm Side Stow feature available on Arm Models only.
- Power Unit 1 USB, 1 USB-C & 1 Plug)
- 300 LB Test Rating

## Standard Metal Leg Finishes:

- C - Chrome
- S - Silver

## Optional Metal Leg Finish:

- B - Black \$75 List

## Optional / Upgrades

---

- Solid Wood Tablet Arm with Side Stow (Tablet Side Stow feature available on Arm Models Only) \$600 List
- Power Unit 1 USB, 1 USB-C & 1 Plug) \$450 List

Refer to page 7 for OCI Seating Freight Program.

Refer to terms and conditions for general information regarding fabrics, finishes, warranty, freight, complete condition of sales and more.

Effective Date: 3/15/2025 | ociseating.com

# INSTINT | Reception Seating

## Product Features:

- Lounge, Extended Lounge, Love Seat and Sofa in Arm and Armless Models
- 8" raised legs allow for easy cleaning
- Signature Metal Legs available in Chrome, Silver and Black
- Wood Tablet Option available for both Arm and Armless Models. Tablet Side Stow feature available on Arm Models only.

- Power Unit Option (2 USB, 1 Plug)
- 300 LB Test Rating

## Standard Metal Leg Finishes:

- C - Chrome
- S - Silver

## Optional Metal Leg Finish:

- B - Black - \$75 List



Refer to page 7 for OCI SEATING Freight Program.

Model	Description	FABRIC / LEATHER GRADES								
		1 COM	2	3 COL	4	5	6	7	8	L2
2200	Lounge Chair Armless 22 W x 30 D x 32 H Seat: 22 W x 20 D Seat Height: 17.5 COM: 2 yds. Col: 33 Sq. Ft. Carton: 17.5 Cu. Ft. Ship Weight: 41 lbs.	1625	1710	1785	1890	1995	2065	2175	2285	2990
2201	Lounge Chair Extended Seat Armless 28 W x 30 D x 32 H Seat: 28 W x 20 D Seat Height: 17.5 COM: 2.25 yds. Col: 43 Sq. Ft. Carton: 23.5 Cu. Ft. Ship Weight: 45 lbs.	1715	1800	1875	1980	2085	2155	2265	2375	3080
2202	Love Seat Armless 49 W x 30 D x 32 H Seat: 49 W x 20 D Seat Height: 17.5 COM: 3.5 yds. Col: 69 Sq. Ft. Carton: 36 Cu. Ft. Ship Weight: 72 lbs.	2200	2370	2465	2585	2720	2885	3015	3145	4300
2203	Sofa Armless 70 W x 30 D x 32 H Seat: 70 W x 20 D Seat Height: 17.5 COM: 5 yds. Col: 104 Sq. Ft. Carton: 51 Cu. Ft. Ship Weight: 88 lbs.	2820	3020	3165	3450	3655	3865	4185	4495	5445

## Optional / Upgrades

- Solid Wood Tablet with Telescopic Pole
- Power Unit 1 USB, 1 USB-C & 1 Plug)

\$600 List  
\$450 List

- When combining different grade fabric, use the higher grade.
- When combining fabric of the same grade, Two Tone \$75 List.

# INSTINT | Reception Seating

## Product Features:

- Lounge, Extended Lounge, Love Seat and Sofa in Arm and Armless Models
- 8" raised legs allow for easy cleaning
- Signature Metal Legs available in Chrome, Silver and Black
- Wood Tablet Option available for both Arm and Armless Models. Tablet Side Stow feature available on Arm Models only.

- Power Unit Option (2 USB, 1 Plug)
- 300 LB Test Rating

## Standard Metal Leg Finishes:




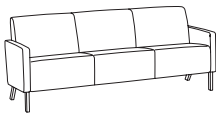
- C - Chrome
- S - Silver

## Optional Metal Leg Finish:

- B - Black -\$75 List



Refer to page 7 for OCI SEATING Freight Program.

Model	Description	FABRIC / LEATHER GRADES								
		1 COM	2	3 COL	4	5	6	7	8	L2
2210 	Lounge Chair Arms Seat: 22 W x 20 D Seat Height: 17.5 COM: 3.75 yds. Col: 74 Sq. Ft. Carton: 19 Cu. Ft. Ship Weight: 48 lbs.	1815	1985	2080	2200	2335	2500	2605	2760	3390
2211 	Lounge Chair Extended Seat Arms 33 W x 30 D x 32 H Seat: 28 W x 20 D Seat Height: 17.5 COM: 4 yds. Col: 79 Sq. Ft. Carton: 26.5 Cu. Ft. Ship Weight: 52 lbs.	1905	2090	2195	2325	2460	2640	2795	3005	3795
2212 	Love Seat Arms 54 W x 30 D x 32 D Seat: 49 W x 20 D Seat Height: 17.5 COM: 5.5 yds. Col: 110 Sq. Ft. Carton: 39 Cu. Ft. Ship Weight: 79 lbs.	2380	2635	2775	2950	3135	3370	3685	3815	4690
2213 	Sofa Arms 75 W x 30 D x 32 H Seat: 70 W x 20 D Seat Height: 17.5 COM: 7 yds. Col: 145 Sq. Ft. Carton: 54 Cu. Ft. Ship Weight: 95 lbs.	2985	3330	3460	3715	3945	4240	4560	4800	6450

## Optional / Upgrades

- Solid Wood Tablet Arm with Side Stow
- Power Unit 1 USB, 1 USB-C & 1 Plug)

\$600 List  
\$450 List

- When combining different grade fabric, use the higher grade.
- When combining fabric of the same grade, Two Tone \$75 List.





#### Product Features:

---

- Lounge, Love Seat and Sofa Models
- 8" raised legs allow for easy cleaning
- Complementing tables available
- Metal Legs available in Chrome, Silver and Black
- Power Unit Option available
- Starting List Price \$1,810
- 300 LB Test Rating

#### Standard Metal Base Finishes:

- C - Chrome
- S - Silver

#### Optional Metal Base Finish:

- B - Black \$75 List

#### Optional / Upgrades

---

- Power Unit 1 USB, 1 USB-C & 1 Plug) \$450 List

Refer to page 7 for OCI Seating Freight Program.

Refer to terms and conditions for general information regarding fabrics, finishes, warranty, freight, complete condition of sales and more.

Effective Date: 3/15/2025 | ociseating.com

# BREEZE | Reception Seating

## Product Features:

- Lounge, Love Seat and Sofa Models
- 8" raised legs allow for easy cleaning
- Complementing tables available
- Metal Legs available in Chrome, Silver and Black
- Power Unit Option available
- Starting List Price \$1,810
- 300 LB Test Rating

## Standard Metal Base Finishes:


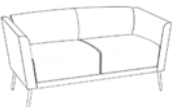
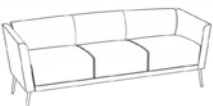
- C - Chrome
- S - Silver

## Optional Metal Base Finish:

- B - Black - \$75 List



Refer to page 7 for OCI SEATING Freight Program.

Model	Description	FABRIC / LEATHER GRADES								
		1 COM	2	3 COL	4	5	6	7	8	L2
2301 	Lounge Chair 32 W x 24 D x 28 H Seat: 24 W x 20.5 D Seat Height: 17.5 Arm Height: 26.5 COM: 4.25 yds. Carton: 26.5 Cu. Ft. Ship Weight: 55 lbs.	1810	1985	2085	2210	2350	2520	2625	2785	3435
2302 	Love Seat 53 W x 24 D x 28 H Seat: 45 W x 20.5 D Seat Height: 17.5 Arm Height: 26.5 COM: 6 yds. Carton: 44 Cu. Ft. Ship Weight: 85 lbs.	2975	3245	3390	3570	3760	4005	4330	4460	5355
2303 	Sofa 74 W x 24 D x 28 H Seat: 60 W x 20.5 D Seat Height: 17.5 Arm Height: 26.5 COM: 7.75 yds. Carton: 58 Cu. Ft. Ship Weight: 95 lbs.	3730	4085	4220	4485	4720	5025	5355	5600	7305

## Optional / Upgrades

-Power Unit - 1 USB, 1 USB-C & 1 Plug

\$450 List

- When combining different grade fabric, use the higher grade.
- When combining fabric of the same grade, Two Tone \$75 List.

\* Please be advised, to help avoid damage to Breeze units shipped in cartons we ship the chairs without the legs installed. Necessary hardware is included.

Refer to terms and conditions for general information regarding fabrics, finishes, warranty, freight, complete condition of sales and more.

Effective Date: 3/15/2025 | ociseating.com



## Product Features:

- Square and Rectangular top shapes
- Designed to coordinate with Breeze Seating Line
- Laminate and Veneer top material options
- .75" Thick Laminate and Veneer tops with exposed plywood edge
- Laminate available in 6 standard colors with clear coat finish exposed plywood edge
- For custom Laminate or Veneer options pre-approval is required Please contact customer service
- Veneer available in all standard OCI finishes on Maple. Please refer to our website for current veneer colors
- For veneer tops, edge will match top finish color, unless specified
- Metal legs available in 3 finishes Chrome, Silver and Black
- All dimensions are nominal
- Tables are 17" height
- Refer to terms and conditions for general information, finishes, warranty, freight, sales and more

## OCI Seating Finishes:

Mahogany, Summit Cherry, Dark Cherry, Pacific Cherry, OFS Cherry, OCI Jade, OCI Espresso, Walnut, Cognac, OCI Light Cherry, Black Lacquer, CI Cherry, OCI Café, Natural Beech, Slate Grey & Smoke Grey

## OCI Laminate Finishes: (Occasional Tables)

White, Fog, Black, Bleached Legno, Millennium Oak & Weatherd Ash



Breeze Exposed Plywood Knife Edge

## Standard Metal Leg Finishes:

- C - Chrome
- S - Silver

## Optional Metal Leg Finish:

- B - Black - \$125 List

## Standard Laminate Finishes:

White  
Black  
Fog  
Bleached Legno  
Millennium Oak  
Weathered Ash

## Optional / Upgrades

For Custom Laminate or Custom Finish on Veneer  
Please call for Special Pricing

Refer to page 7 for OCI Seating Freight Program.

## BREEZE | Occasional Tables

### Product Features:

- Square and Rectangular top shapes
  - Designed to coordinate with Breeze Seating Line
  - Laminate and Veneer top material options
  - Laminate and Veneer tops are .75" thick with exposed plywood edge.
  - Laminate available in 6 standard colors
  - For custom Laminate or Veneer options pre-approval is required.
  - Please contact customer service.
  - Veneer available in all standard OCI finishes on Maple. Please refer to our website for current veneer colors
  - For veneer tops, edge will match top finish color, unless specified
  - Metal legs available in 3 finishes Chrome, Silver and Black
  - All dimensions are nominal
- Refer to page 7 for OCI SEATING Freight Program.

- Tables are 17" height
- Refer to terms and conditions for general information, finishes, warranty, freight and complete terms and condition of sales and more.

### Standard Metal Leg Finishes:

- C - Chrome
- S - Silver


### Optional Metal Leg Finish:

- B - Black - \$125 List

### Standard Laminate Finishes:

- White
- Black
- Fog
- Bleached Legno
- Millennium Oak
- Weathered Ash



Table Shape	Model	Description	Laminate	Veneer
<b>Square</b> 	TB222217	22 W x 22 D x 17 H  Ship Weight: 16 lbs. Carton: 8 Cu. Ft.	890	935
	TB303017	30 W x 30 D x 17 H Ship Weight: 30 lbs. Carton: 14 Cu. Ft.	1105	1145
<b>Rectangular</b> 	TB224817	48 W x 22 D x 17 H Ship Weight: 35 lbs. Carton: 14.6 Cu. Ft.	1200	1255

### Optional / Upgrades

For Custom Laminate or Custom Finish on Veneer  
Please call for Special Pricing

Refer to terms and conditions for general information regarding fabrics, finishes, warranty, freight, complete condition of sales and more.

Effective Date: 3/15/2025 | ociseating.com



## Product Specifications:

- Engineered Alder Hardwood Frames with Web Suspension
- A Modern and Flexible Design for Today's Collaborative Hospitality and Open Plan Environments
- Combine Curvilinear and Rectilinear Options to fit any Space
- Left, Right or Armless Arm Options
- Standard Brushed Silver Legs
- Chrome, Satin Nickel or Black (3") Legs Optional
- Tablet Arm Option Available with Side Stow
- 3 Veneer Table Styles Available in 18 OCI Seating Finishes
- Seat, Bench and Ottomans (except round) Can be Specified with Power/USB Option
- 300 LB Test Rating

## OCI Seating Finishes:

Mahogany, Summit Cherry, Dark Cherry, Clear Maple, Pacific Cherry, OFS Cherry, Summit Maple, OCI Jade, OCI Espresso, Walnut, Cognac, OCI Light Cherry, Black Lacquer, CI Honey, CI Cherry, OCI Café, Slate Grey & Smoke Grey

Optional Power Unit consists of 1 power module, 1 USB & 1 USB-C port. Six foot power cord is standard. Silver flush mounted cover plate. Units will be located on right front as seated unless otherwise specified.

## Optional / Upgrades

- 1001C Mobile Front Caster & Back Handle	\$325 List
- Power Unit	\$450 List
- Solid Wood Tablet Arm with Side Stow	\$600 List
- Solid Wood Tablet with Telescopic Pole	\$600 List
- Table Top Power Supply	\$750 List
- Wood Legs in 18 Finishes	\$175 List
- 500CL Chrome, Satin Nickel or Black (3") Legs	\$135 List
- Ganging Option	\$120 List

- When combining different grade fabric, use the higher grade.
- When combining fabric of the same grade, Two Tone \$75 List.

Refer to page 7 for OCI Seating Freight Program.



# UNITE | Modular/Reception Seating

## Product Features:

- Engineered Solid Alder Hardwood Frames with Web Suspension
- A Modern and Interchangeable Design for Today's Collaborative Hospitality and Open Plan Environments
- Combine Curvilinear and Rectilinear Options Into a Configuration that Suits Your Space
- Left, Right or Armless Arm Options
- Standard Brushed Silver Legs
- Chrome, Satin Nickel or Black (3") Legs Optional
- Tablet Arm Option Available with Side Stow
- 3 Veneer Table Styles Available in 18 OCI Seating Finishes

- Seat, Bench and Ottomans (except round) Can be Specified with Power/USB Option
- 300 LB Test Rating





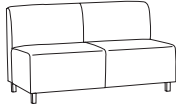

## OCI Seating Finishes:

Mahogany, Summit Cherry, Dark Cherry, Clear Maple, Pacific Cherry, OFS Cherry, Summit Maple, OCI Jade, OCI Espresso, Walnut, Cognac, OCI Light Cherry, Black Lacquer, CI Honey, CI Cherry, OCI Café, Slate Grey & Smoke Grey

Optional Power Unit consists of 1 power module, 1 USB & 1 USB-C port. Six foot power cord is standard. Silver flush mounted cover plate. Units will be located on right front as seated unless otherwise specified.



Refer to page 7 for OCI SEATING Freight Program.

Model	Description	FABRIC / LEATHER GRADES									
		1 COM	2	3 COL	4	5	6	7	8	L1	L2
1001C 	Club Chair 31 W x 27 D x 33.5 H Seat: 23 W x 20.5 D Seat Height: 18 Arm Height: 25 COM: 4 yds. Carton: 24 Cu. Ft. Ship Weight: 61 lbs.	2120	2330	2435	2540	2700	2855	2960	3120	NA	3410
1001 	Armless 23 W x 27 D x 33.5 H Seat: 23 W x 20.5 D Seat Height: 18 Arm Height: NA COM: 2.75 yds. Carton: 24 Cu. Ft. Ship Weight: 39 lbs.	1830	1965	2050	2080	2175	2250	2385	2495	NA	2985
1001L/R 	Left or Right 27 W x 27 D x 33.5 H Seat: 23 W x 20.5 D Seat Height: 18 Arm Height: 25 COM: 3.25 yds. Carton: 24 Cu. Ft. Ship Weight: 51 lbs.	1950	2120	2215	2335	2470	2635	2765	2895	NA	3105
1002C 1003C 	Love Seat (48") Love Seat (60") 56 / 68 W x 27 D x 33.5 H Seat: 48 / 60 W x 20.5 D Seat Height: 18 Arm Height: 25 COM: 6 / 7.75 yds. Carton: 43 / 97 Cu. Ft. Ship Weight: 82 / 98 lbs.	2965 3470	3255 3815	3370 3905	3545 4130	3730 4385	3940 4685	4175 4900	4360 5180	NA NA	5275 5990
1002 1003 	Armless (48") Armless (60") 48 / 60 W x 27 D x 33.5 H Seat: 48 / 60 W x 20.5 D Seat Height: 18 Arm Height: NA COM: 4 / 5.75 yds. Carton: 43 / 97 Cu. Ft. Ship Weight: 64 / 76 lbs.	2660 3170	2820 3445	2975 3555	3080 3720	3240 3895	3395 4095	3500 4320	3660 4495	NA NA	3920 5170
1002L/R 1003L/R 	Left or Right (48") Left or Right (60") 52 / 64 W x 27 D x 33.5 H Seat: 48 / 60 W x 20.5 D Seat Height: 18 Arm Height: 25 COM: 5 / 7.25 yds. Carton: 43 / 97 Cu. Ft. Ship Weight: 75 / 87 lbs.	2835 3470	3045 3815	3150 3905	3285 4130	3520 4385	3675 4685	3860 4900	4095 5180	NA NA	5145 5990

Refer to terms and conditions for general information regarding fabrics, finishes, warranty, freight, complete condition of sales and more.

Effective Date: 3/15/2025 | ociseating.com

# UNITE | Modular/Reception Seating

## Product Features:

- Engineered Solid Alder Hardwood Frames with Web Suspension
- A Modern and Interchangeable Design for Today's Collaborative Hospitality and Open Plan Environments
- Combine Curvilinear and Rectilinear Options Into a Configuration that Suits Your Space
- Left, Right or Armless Arm Options
- Standard Brushed Silver Legs
- Chrome, Satin Nickel or Black (3") Legs Optional
- Tablet Arm Option Available with Side Stow
- 3 Veneer Table Styles Available in 18 OCI Seating Finishes

- Seat, Bench and Ottomans (except round) Can be Specified with Power/USB Option
- 300 LB Test Rating

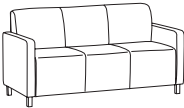
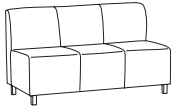
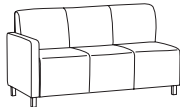



## OCI Seating Finishes:

Mahogany, Summit Cherry, Dark Cherry, Clear Maple, Pacific Cherry, OFS Cherry, Summit Maple, OCI Jade, OCI Espresso, Walnut, Cognac, OCI Light Cherry, Black Lacquer, CI Honey, CI Cherry, OCI Café, Slate Grey & Smoke Grey

Optional Power Unit consists of 1 power module, 1 USB & 1 USB-C port. Six foot power cord is standard. Silver flush mounted cover plate. Units will be located on right front as seated unless otherwise specified.



Refer to page 7 for OCI SEATING Freight Program.

Model	Description	1 COM	2	3 COL	FABRIC / LEATHER GRADES								L1	L2
					4	5	6	7	8					
1003SC	Sofa (69") 77 W x 27 D x 33.5 H Seat: 69 W x 20.5 D Seat Height: 18 Arm Height: 25 COM: 8.5 yds. Carton: 97 Cu. Ft. Ship Weight: 108 lbs.	3790	4240	4345	4555	4790	5130	5315	5710	NA	6625			
														
1003S	Armless 69 W x 27 D x 33.5 H Seat: 69 W x 20.5 D Seat Height: 18 Arm Height: NA COM: 6 yds. Carton: 97 Cu. Ft. Ship Weight: 86 lbs.	3470	3760	3875	4050	4235	4445	4680	4865	NA	5780			
														
1003SL/R	Left or Right 73 W x 27 D x 33.5 H Seat: 69 W x 20.5 D Seat Height: 18 Arm Height: 25 COM: 7.25 yds. Carton: 97 Cu. Ft. Ship Weight: 97 lbs.	3595	3940	4030	4255	4510	4810	5025	5305	NA	6215			
														
1004	Corner 27 W x 27 D x 33.5 H Seat: 20.5 W x 20.5 D Seat Height: 18 Arm Height: NA COM: 4 yds. Carton: 24 Cu. Ft. Ship Weight: 54 lbs.	2430	2590	2745	3850	2955	3165	3270	3430	NA	3690			
														
1005	30° Curved Setee - OR 41 W x 27 D x 33.5 H Seat: 27.5 - 37 W x 20.5 D Seat Height: 18 Arm Height: NA COM: 4 yds. Carton: 45 Cu. Ft. Ship Weight: 56 lbs.	2690	2850	3005	3110	3270	3425	3530	3690	NA	3950			
														
1006	30° Curved Setee - IR 41 W x 27 D x 33.5 H Seat: 27.5 - 38 W x 20.5 D Seat Height: 18 Arm Height: 25 COM: 4 yds. Carton: 45 Cu. Ft. Ship Weight: 55 lbs.	2690	2850	3005	3110	3270	3425	3530	3690	NA	3950			
														

# UNITE | Modular/Reception Seating

## Product Features:

- Engineered Solid Alder Hardwood Frames with Web Suspension
- A Modern and Interchangeable Design for Today's Collaborative Hospitality and Open Plan Environments
- Combine Curvilinear and Rectilinear Options Into a Configuration that Suits Your Space
- Left, Right or Armless Arm Options
- Standard Brushed Silver Legs
- Chrome, Satin Nickel or Black (3") Legs Optional
- Tablet Arm Option Available with Side Stow
- 3 Veneer Table Styles Available in 18 OCI Seating Finishes

- Seat, Bench and Ottomans (except round) Can be Specified with Power/USB Option
- 300 LB Test Rating



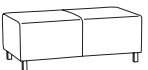
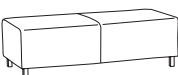
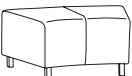
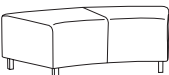
## OCI Seating Finishes:

Mahogany, Summit Cherry, Dark Cherry, Clear Maple, Pacific Cherry, OFS Cherry, Summit Maple, OCI Jade, OCI Espresso, Walnut, Cognac, OCI Light Cherry, Black Lacquer, CI Honey, CI Cherry, OCI Café, Slate Grey & Smoke Grey

Optional Power Unit consists of 1 power module, 1 USB & 1 USB-C port. Six foot power cord is standard. Silver flush mounted cover plate. Units will be located on right front as seated unless otherwise specified.



Refer to page 7 for OCI SEATING Freight Program.

Model	Description	FABRIC / LEATHER GRADES										L1	L2
		1 COM	2	3 COL	4	5	6	7	8				
1007	45° Curved Setee - OR 59.5 W x 27 D x 33.5 H Seat: 40 - 55 W x 20.5 D Seat Height: 18 Arm Height: NA COM: 5.75 yds. Carton: 48 Cu. Ft. Ship Weight: 74 lbs.	2975	3250	3360	3525	3700	3900	4125	4300			NA	5175
													
1008	45° Curved Setee - IR 59.5 W x 27 D x 33.5 H Seat: 40 - 54 W x 20.5 D Seat Height: 18 Arm Height: 25 COM: 6 yds. Carton: 48 Cu. Ft. Ship Weight: 72 lbs.	2975	3250	3360	3525	3700	3900	4125	4300			NA	5175
													
1009	Bench (48") NA W x NA D x NA H Seat: 48 W x 27 D Seat Height: 18 Arm Height: NA COM: 2.75 yds. Carton: 24 Cu. Ft. Ship Weight: 48 lbs.	1900	2035	2120	2170	2245	2320	2455	2565			NA	3065
													
1010	Bench (60") NA W x NA D x NA H Seat: 60 W x 27 D Seat Height: 18 Arm Height: NA COM: 4 yds. Carton: 24 Cu. Ft. Ship Weight: 61 lbs.	2210	2370	2525	2630	2790	2945	3050	3210			NA	3470
													
1011	30° Bench NA W x NA D x NA H Seat: 27 - 41 W x 27 D Seat Height: 18 Arm Height: NA COM: 3 yds. Carton: 24 Cu. Ft. Ship Weight: 61 lbs.	2210	2370	2525	2630	2790	2945	3050	3210			NA	3470
													
1012	45° Bench NA W x NA D x NA H Seat: 40 - 59.5 W x 27 D Seat Height: 18 Arm Height: NA COM: 4 yds. Carton: 24 Cu. Ft. Ship Weight: 61 lbs.	2210	2370	2525	2630	2790	2945	3050	3210			NA	3470
													

# UNITE | Modular Seating

## Product Features:

- Engineered Solid Alder Hardwood Frames with Web Suspension
- A Modern and Interchangeable Design for Today's Collaborative Hospitality and Open Plan Environments
- Combine Curvilinear and Rectilinear Options Into a Configuration that Suits Your Space
- Left, Right or Armless Arm Options
- Standard Brushed Silver Legs
- Chrome, Satin Nickel or Black (3") Legs Optional
- Tablet Arm Option Available with Side Stow
- 3 Veneer Table Styles Available in 18 OCI Seating Finishes

- Seat, Bench and Ottomans (except round) Can be Specified with Power/USB Option
- 300 LB Test Rating








## OCI Seating Finishes:

Mahogany, Summit Cherry, Dark Cherry, Clear Maple, Pacific Cherry, OFS Cherry, Summit Maple, OCI Jade, OCI Espresso, Walnut, Cognac, OCI Light Cherry, Black Lacquer, CI Honey, CI Cherry, OCI Café, Slate Grey & Smoke Grey

Optional Power Unit consists of 1 power module, 1 USB & 1USB-C port. Six foot power cord is standard. Silver flush mounted cover plate. Units will be located on right front as seated unless otherwise specified.



Refer to page 7 for OCI SEATING Freight Program.

Model	Description	FABRIC / LEATHER GRADES									
		1 COM	2	3 COL	4	5	6	7	8	L1	L2
1013	Square Ottoman (24") Seat: 24 W x 24 D Seat Height: 18 COM: 1.75 yds. Carton: 9 Cu. Ft. Ship Weight: 32 lbs.	1245	1330	1405	1510	1640	1695	1825	1905	NA	2295
											
1014	Square Ottoman (27") Seat: 27 W x 27 D Seat Height: 18 COM: 2.5 yds. Carton: 9 Cu. Ft. Ship Weight: 36 lbs.	1570	1715	1800	1870	1970	2035	2125	2230	NA	2725
											
1015	Round Ottoman (24") Seat: 24 W x 24 D Seat Height: 18 COM: 2 yds. Carton: 9 Cu. Ft. Ship Weight: 38 lbs.	1445	1565	1645	1735	1840	1920	2025	2130	NA	2495
											
1016	Round Ottoman (30") Seat: 30 W x 30 D Seat Height: 18 COM: 2 yds. Carton: 11 Cu. Ft. Ship Weight: 41 lbs. (48 lbs. cartoned)	1950	2070	2150	2240	2345	2425	2530	2635	NA	3000
											
1017	Inner Table 16.25 - 24.5 W x 27 D x 18 H COM: 1 yds. Carton: 9 Cu. Ft. Ship Weight: 48 lbs.	1750	1845	1910	2015	2120	2200	2305	2410	NA	2800
											
1018	End Table (27" x 27") 27 W x 27 D x 18 H COM: 1.75 yds. Carton: 11 Cu. Ft. Ship Weight: 47 lbs.	1890	2010	2090	2155	2285	2365	2470	2575	NA	2940
											
1019	Corner Table (30" x 30") 30 W x 30 D x 18 H COM: 2 yds. Carton: 11 Cu. Ft. Ship Weight: 54 lbs.	2140	2260	2340	2430	2535	2615	2720	2825	NA	3190
											



## Product Features:

---

- 12MM Wire Chrome Metal Sled Frame
  - 30" and 24" Stool Option on wood and wire metal frame
  - Metal Sled, 4 leg wood and Self Return bases available
  - Wood legs available in 16 standard OCI finishes on Beech
  - Metal Sled base available in chrome, silver and black finish
  - 2 Upholstery Options: Standard V and 2.25" Channel back
  - Accompanying Occasional Tables also offered
  - Clear Glides for Sled Base only included
- 
- When combining different grade fabric, use the higher grade
  - When combining fabric of the same grade, Two Tone \$75 List
  - Custom wood finishes upon request - add \$225 Net per color

## Standard Metal Frame Finish:

-C - Chrome

## Optional Wire Metal Sled Frame Finishes:

-S - Silver	\$75 List
-B - Black	\$75 List

## Optional Swivel Base Finishes:

-S - Silver	\$175 List
-B - Black	\$175 List

## Optional / Upgrades

---

-CS - Channel Back Stitching	\$95 List
------------------------------	-----------



Refer to page 7 for OCI Seating Freight Program.

Refer to terms and conditions for general information regarding fabrics, finishes, warranty, freight, complete condition of sales and more.

Effective Date: 3/15/2025 | [ociseating.com](http://ociseating.com)



## ELĒ | Guest Seating

### Ordering Requirements:

- Model Number
- Frame Finish
- Fabric Choice



Refer to page 7 for OCI SEATING Freight Program.

Model	Description	FABRIC GRADES								
		1 COM	2	3 COL	4	5	6	7	8	L2
311M 	Guest, Metal Sled Base 24 W x 25.5 D x 30 H Seat: 21 W x 18.5 D Seat Height: 17 COM: 1.5 yds. Ship Weight: 18 lbs.	1015	1060	1115	1175	1235	1275	1315	1360	2020
311W 	Guest, Wood 4 Leg 24 W x 25.5 D x 30 H Seat: 21 W x 18.5 D Seat Height: 17 COM: 1.5 yds. Ship Weight: 17 lbs.	1120	1165	1220	1280	1340	1380	1420	1465	2120

### Optional / Upgrades

- When combining different grade fabric, use the higher grade.
- When combining fabric of the same grade, Two Tone \$75 List.
- Custom wood finishes upon request - add \$225 Net per color.

### Standard Metal Frame Finish:

-C - Chrome

### Optional Wire Metal Sled Frame Finishes:

-S - Silver

\$75 List

-B - Black

\$75 List

-CS - Channel Back Stitching

\$95 List







# ELĒ | Lounge Seating

## Ordering Requirements:

- Model Number
- Frame Finish
- Fabric Choice



Refer to page 7 for OCI SEATING Freight Program.

Model	Description	FABRIC GRADES								
		1 COM	2	3 COL	4	5	6	7	8	L2
301M 	Lounge, Metal Sled Base 26 W x 25.5 D x 30 H Seat: 23 W x 18.5 D Seat Height: 17 COM: 1.75 yds. Ship Weight: 20 lbs.	1275	1340	1425	1475	1575	1650	1700	1775	2275
302M 	Lounge, Metal Swivel Base with Auto Return 27.5 W x 27.5 D x 30 H Seat: 23 W x 18.5 D Seat Height: 17 COM: 1.75 yds. Ship Weight: 22 lbs.	1440	1505	1590	1640	1740	1815	1865	1940	2440

## Optional / Upgrades

- When combining different grade fabric, use the higher grade.
- When combining fabric of the same grade, Two Tone \$75 List.
- Custom wood finishes upon request - add \$225 Net per color.

## Standard Metal Frame Finish:

-C - Chrome

## Optional Wire Metal Sled Frame Finishes:

-S - Silver \$75 List  
-B - Black \$75 List

## Optional Swivel Base Finishes:

-S - Silver \$175 List  
-B - Black \$175 List

-CS - Channel Back Stitching \$95 List







## Ordering Requirements:

- Model Number
- Frame Finish
- Fabric Choice



Refer to page 7 for OCI SEATING Freight Program.

Model	Description	FABRIC GRADES								
		1 COM	2	3 COL	4	5	6	7	8	L2
325M 	Stool 25", Metal Sled Base 17 W x 20.5 D x 32 H Seat: 15.5 W x 14 D Seat Height: 25 COM: 1 yd. Ship Weight: 14 lbs.	1025	1060	1115	1170	1220	1255	1295	1325	2025
330M 	Stool 30", Metal Sled Base 17 W x 20.5 D x 37 H Seat: 15.5 W x 14 D Seat Height: 30 COM: 1 yd. Ship Weight: 16 lbs.	1105	1140	1195	1250	1300	1335	1375	1405	2105
325W 	Stool 25", Wood 4 Leg 16.5 W x 20.5 D x 32 H Seat: 15.5 W x 14 D Seat Height: 25 COM: 1 yd. Ship Weight: 16 lbs.	1150	1185	1240	1295	1345	1380	1420	1450	2150
330W 	Stool 30", Wood 4 Leg 16.5 W x 22.5 D x 37 H Seat: 15.5 W x 14 D Seat Height: 30 COM: 1 yd. Ship Weight: 18 lbs.	1225	1260	1315	1370	1420	1455	1495	1525	2225

## Optional / Upgrades

### Standard Metal Frame Finish:

-C - Chrome

### Optional Wire Metal Sled Frame Finishes:

-S - Silver

\$75 List

-B - Black

\$75 List

-CS Channel Back Stitching

\$95 List



- When combining different grade fabric, use the higher grade.
- When combining fabric of the same grade, Two Tone \$75 List.
- Custom wood finishes upon request - add \$225 Net per color.

Refer to terms and conditions for general information regarding fabrics, finishes, warranty, freight, complete condition of sales and more.

Effective Date: 3/15/2025 | ociseating.com



## Product Features:

- 4 table heights available, 17", 30", 36" and 42"
- Round and square top shapes
- Designed to coordinate with ELĒ seating line
- Laminate and veneer top material options
- Laminate and Veneer tops are .75" thick with natural exposed plywood knife edge
- Laminate available in 6 standard colors with clear coat finish exposed plywood edge
- For custom Laminate or Veneer options pre-approval is required, please contact customer service
- Veneer available in all standard OCI finishes on Maple, please refer to our website for current colors
- Veneer tops, edge will match top finish color, unless specified
- Base and column standard in Chrome or Silver finish
- Black finish available for a \$175 upcharge
- All dimensions are nominal
- Starting Price \$1,380

### OCI Seating Finishes:

Mahogany, Summit Cherry, Dark Cherry, Pacific Cherry, OFS Cherry, OCI Jade, OCI Espresso, Walnut, Cognac, OCI Light Cherry, Black Lacquer, CI Cherry, OCI Café, Natural Beech, Slate Grey & Smoke Grey

### OCI Laminate Finishes: (Occasional Tables)

White, Fog, Black, Bleached Legno, Millennium Oak & Weatherd Ash



Exposed Plywood Knife Edge

### Standard Metal Leg Finishes:

-C - Chrome

### Optional Metal Leg Finishes:

-B - Black \$175 List  
-S - Silver \$175 List

### Optional / Upgrades

For Custom Laminate or Custom Finish on Veneer  
Please call for Special Pricing

- PNM - Power Node Module \$300 List



Refer to page 7 for OCI Seating Freight Program.

Refer to terms and conditions for general information regarding fabrics, finishes, warranty, freight, complete condition of sales and more.

Effective Date: 3/15/2025 | ociseating.com

# ELĒ | Round Occasional and Meeting Tables

## Ordering Requirements:

- Model Number
- Top Surface (-L or -V)
- Top Finish
- Base Finish
- Options if Applicable

## Standard Metal Leg Finishes:

-C - Chrome

## Optional Metal Leg Finish - \$175 List

-S - Silver

-B - Black

## OCI Laminate Finishes:

White, Fog, Black, Bleached Legno,  
Millennium Oak & Weatherd Ash

Special Size Tables can be made, starting  
from \$75 Net. Call OCI for more information  
and a price quote.

## OCI Seating Finishes:

Mahogany, Summit Cherry, Dark Cherry, Clear  
Maple, Pacific Cherry, OFS Cherry, Summit  
Maple, OCI Jade, OCI Espresso, Walnut,  
Cognac, OCI Light Cherry, Black Lacquer,  
CI Honey, CI Cherry, OCI Café, Slate Grey &  
Smoke Grey



Refer to page 7 for OCI SEATING Freight Program.

	Model	Dimensions	Laminate	Veneer
Occasional Tables				
	TME3017	30 W x 30 D x 17 H Weight: 24 lbs.	1380	1510
	TME3617	36 W x 36 D x 17 H Weight: 28 lbs.	1560	1820
Meeting Tables				
	TME3030	30 W x 30 D x 30 H Weight: 24 lbs.	1590	1720
	TME3630	36 W x 36 D x 30 H Weight: 28 lbs.	1770	12030
	TME3036	30 W x 30 D x 36 H Weight: 24 lbs.	1690	1820
	TME3636	36 W x 36 D x 36 H Weight: 28 lbs.	1875	2135
	TME3042	30 W x 30 D x 42 H Weight: 24 lbs.	1745	1875
	TME3642	36 W x 36 D x 42 H Weight: 28 lbs.	1925	2185

## Optional / Upgrades

For Custom Laminate or Custom Finish on Veneer  
Please call for Special Pricing

- PNM - Power Node Module

\$300 List



Refer to terms and conditions for general information regarding fabrics, finishes, warranty, freight, complete condition of sales and more.

Effective Date: 3/15/2025 | ociseating.com

# ELĒ | Square Occasional and Meeting Tables

## Ordering Requirements:

- Model Number
- Top Surface (-L or -V)
- Top Finish
- Base Finish
- Options if Applicable

## Standard Metal Leg Finishes:

-C - Chrome

## Optional Metal Leg Finish - \$175 List

-S - Silver

-B - Black

Refer to page 7 for OCI SEATING Freight Program.

## OCI Laminate Finishes:

White, Fog, Black, Bleached Legno, Millennium Oak & Weatherd Ash

Special Size Tables can be made, starting from \$75 Net. Call OCI for more information and a price quote.

## OCI Seating Finishes:

Mahogany, Summit Cherry, Dark Cherry, Clear Maple, Pacific Cherry, OFS Cherry, Summit Maple, OCI Jade, OCI Espresso, Walnut, Cognac, OCI Light Cherry, Black Lacquer, CI Honey, CI Cherry, OCI Café, Slate Grey & Smoke Grey



	Model	Dimensions	Laminate	Veneer
Occasional Tables				
	TME303017	30 W x 30 D x 17 H Weight: 24 lbs.	1345	1590
	TME363617	36 W x 36 D x 17 H Weight: 28 lbs.	1510	1925
Meeting Tables				
	TME303030	30 W x 30 D x 30 H Weight: 24 lbs.	1550	1795
	TME363630	36 W x 36 D x 30 H Weight: 28 lbs.	1720	2135
	TME303036	30 W x 30 D x 36 H Weight: 24 lbs.	1655	1900
	TME363636	36 W x 36 D x 36 H Weight: 28 lbs.	1820	2240
	TME303042	30 W x 30 D x 42 H Weight: 24 lbs.	1710	1950
	TME363642	36 W x 36 D x 42 H Weight: 28 lbs.	1875	2290

## Optional / Upgrades

For Custom Laminate or Custom Finish on Veneer  
Please call for Special Pricing

- PNM - Power Node Module

\$300 List



Refer to terms and conditions for general information regarding fabrics, finishes, warranty, freight, complete condition of sales and more.

Effective Date: 3/15/2025 | ociseating.com



### Product Features:

---

- 12MM Wire Chrome Metal Sled Frame
  - 30" and 25" Stool Options on wire metal frame
  - Metal Sled, Auto Return Swivel, and Auto Return Swivel Tilt bases available
  - Metal Sled base available in chrome, silver and black finish
  - Accompanying Occasional Tables also offered
  - Clear Glides included for Sled Base
- 
- When combining different grade fabric, use the higher grade
  - When combining fabric of the same grade, Two Tone \$75 List

### Standard Metal Frame Finish:

-C - Chrome

### Optional Wire Metal Sled Frame Finishes:

-S - Silver	\$75 List
-B - Black	\$75 List

### Optional Swivel Base Finishes:

-S - Silver	\$175 List
-B - Black	\$175 List

Refer to page 7 for OCI Seating Freight Program.

Refer to terms and conditions for general information regarding fabrics, finishes, warranty, freight, complete condition of sales and more.

Effective Date: 3/15/2025 | [ociseating.com](http://ociseating.com)









# Mylina | Guest & Lounge Seating

## Ordering Requirements:

- Model Number
- Frame Finish
- Fabric Choice



Refer to page 7 for OCI SEATING Freight Program.

Model	Description	FABRIC GRADES								
		1 COM	2	3 COL	4	5	6	7	8	L2
641M 	Lounge, Metal Sled Base 26 W x 25.5 D x 30 H Seat: 23 W x 18.5 D Seat Height: 19.25 COM: 2.25 yds. Ship Weight: 20 lbs.	1590	1690	1795	1895	1950	2000	2085	2180	3210
642M 	Lounge, Metal Swivel Base with Auto Return 26 W x 25.5 D x 30 H Seat: 23 W x 18.5 D Seat Height: 18.5 COM: 2.25 yds. Ship Weight: 22 lbs.	1745	1845	1950	2045	2105	2155	2240	2335	3365
643M 	Lounge, Metal Swivel Tilt Base with Auto Return 26 W x 25.5 D x 30 H Seat: 23 W x 18.5 D Seat Height: 18.5 COM: 2.25 yds. Ship Weight: 22 lbs.	1765	1865	1970	2070	2125	2175	2260	2355	3385
651M 	Guest, Metal Sled Base 24 W x 25.5 D x 30 H Seat: 21 W x 18.5 D Seat Height: 19.25 COM: 2.25 yds. Ship Weight: 22 lbs.	1340	1410	1495	1545	1650	1730	1780	1855	2745
652M 	Guest, Metal Swivel Base with Auto Return 24 W x 25.5 D x 30 H Seat: 21 W x 18.5 D Seat Height: 18.5 COM: 2.25 yds. Ship Weight: 22 lbs.	1495	1565	1650	1700	1805	1880	1935	2010	2900
653M 	Guest, Metal Swivel Tilt Base with Auto Return 24 W x 25.5 D x 30 H Seat: 21 W x 18.5 D Seat Height: 18.5 COM: 2.25 yds. Ship Weight: 22 lbs.	1515	1585	1670	1725	1825	1905	1955	2030	2925

Refer to terms and conditions for general information regarding fabrics, finishes, warranty, freight, complete condition of sales and more.

Effective Date: 3/15/2025 | ociseating.com



# Mylina | Stool Seating

## Ordering Requirements:

- Model Number
- Frame Finish
- Fabric Choice



Refer to page 7 for OCI SEATING Freight Program.

Model	Description	FABRIC GRADES								
		1 COM	2	3 COL	4	5	6	7	8	L2
660M 	Stool 30", Metal Sled Base 19 W x 20.5 D x 37 H Seat: 15.5 W x 14 D Seat Height: 30 COM: 1 yd. Ship Weight: 14 lbs.	1315	1350	1410	1465	1515	1555	1595	1625	2450
665M 	Stool 25", Metal Sled Base 19 W x 20.5 D x 32 H Seat: 15.5 W x 14 D Seat Height: 25 COM: 1 yd. Ship Weight: 16 lbs.	1265	1300	1355	1415	1465	1500	1540	1575	2395

## Optional / Upgrades

### Standard Metal Frame Finish:

-C - Chrome

- When combining different grade fabric, use the higher grade.
- When combining fabric of the same grade, Two Tone \$75 List.

### Optional Wire Metal Sled Frame Finishes:

-S - Silver

\$75 List

-B - Black

\$75 List

## TL / TLF | Occasional and Reception Tables

OCI Seating offers four styles of occasional tables to fit all your design requirements. Choose from end tables, coffee tables, round tables and sofa tables. All of our tables are hand crafted to ensure quality and finish that meets the demands of our customers. Our rectilinear tables are made with veneer tops, mitered hardwood edge banding and solid hardwood aprons and legs. Round tables are constructed with solid hardwood tops, aprons and legs.





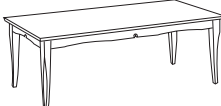

OCI Seating Finishes:  
Mahogany, Summit Cherry, Dark Cherry, Clear Maple, Pacific Cherry, OFS Cherry, Summit Maple, OCI Jade, OCI Espresso, Walnut, Cognac, OCI Light Cherry, Black Lacquer, CI Honey, CI Cherry, OCI Café, Slate Grey & Smoke Grey

Special Size Tables can be made, starting from \$75 Net. Call OCI for more information and a price quote.

Add a Two-Tone finish for 15% up -charge.



Refer to page 7 for OCI SEATING Freight Program.

	Model	Dimensions	Shipping Info	
<b>TL Square Tables</b>				
	TL 2424 End Table	24 W x 24 D x 20 H	Carton: 9 Cu. Ft. Weight: 24 lbs.	1175
	TL 2828 End Table	28 W x 28 D x 20 H	Carton: 9 Cu. Ft. Weight: 28 lbs.	1245
<b>TL Rectangular Tables</b>				
	TL 2448 Coffee Table	48 W x 24 D x 19 H	Carton: 14 Cu. Ft. Weight: 42 lbs.	1315
	TL 1854 Sofa Table	54 W x 18 D x 29 H	Carton: 24 Cu. Ft. Weight: 52 lbs.	1495
<b>TL Round Tables</b>				
	TL 20R Round Table	20 Dia. x 20 H	Carton: 9 Cu. Ft. Weight: 24 lbs.	1410
	TL 24R Round Table	24 Dia. x 20 H	Carton: 9 Cu. Ft. Weight: 28 lbs.	1420
<b>TLF Square Tables</b>				
	TLF 2424 End Table	24 W x 24 D x 20 H	Carton: 9 Cu. Ft. Weight: 24 lbs.	1315
	TLF 2828 End Table	28 W x 28 D x 20 H	Carton: 9 Cu. Ft. Weight: 28 lbs.	1380
<b>TLF Rectangular Tables</b>				
	TLF 2448 Coffee Table	48 W x 24 D x 19 H	Carton: 14 Cu. Ft. Weight: 42 lbs.	1470
<b>TLF Round Tables</b>				
	TLF 20R Round Table	20 Dia. x 20 H	Carton: 9 Cu. Ft. Weight: 24 lbs.	1515
	TLF 24R Round Table	24 Dia. x 20 H	Carton: 9 Cu. Ft. Weight: 28 lbs.	1645

Refer to terms and conditions for general information regarding fabrics, finishes, warranty, freight, complete condition of sales and more.

Effective Date: 3/15/2025 | ociseating.com

# GEO | Guest Seating

## Product Features:

- Solid Beech Hardwood Frames
- 16 OCI Seating Wood Finishes
- High Resilient Poly Foam
- 5-Year Limited Warranty
- 300 lb. BIFMA Test Rating

## OCI Seating Finishes:

Mahogany, Summit Cherry, Dark Cherry, Pacific Cherry, OFS Cherry, OCI Jade, OCI Espresso, Walnut, Cognac, OCI Light Cherry, Black Lacquer, CI Cherry, OCI Café, Natural Beech, Slate Grey & Smoke Grey



Refer to page 7 for OCI SEATING Freight Program.

Model	Description	FABRIC / LEATHER GRADES									
		1 COM	2	3 COL	4	5	6	7	8	L1	L2
100	Guest Chair 22 W x 25 D x 34 H Seat: 19.25 W x 20.5 D Seat Height: 19 Arm Height: 26.5 COM: 1.25 yds. Carton: 15 Cu. Ft. Ship Weight: 32 lbs.	905	955	1000	1075	1140	1180	1220	1270	NA	NA
101	Guest Chair with Armcap 22 W x 25 D x 34 H Seat: 19.25 W x 20.5 D Seat Height: 19 Arm Height: 27 COM: 1.25 yds. Carton: 15 Cu. Ft. Ship Weight: 32 lbs.	1060	1110	1155	1230	1295	1335	1375	1425	NA	NA
T2020IT	Inner Table 20 W x 20 D x 20 H Carton: .5 Cu. Ft. Ship Weight: 12 lbs.	1045									
T3030CT	Corner Table 30 W x 30 D x 20 H Carton: 3 Cu. Ft. Ship Weight: 31 lbs. When specifying, you need to allow 36" x 36" in corner	1495									
T2024ET	End Table 20 W x 24 D x 20 H Carton: 9Cu. Ft. Ship Weight: 27 lbs.	1285									

- When combining different grade fabric, use the higher grade.
- When combining fabric of the same grade, Two Tone \$75 List.
- Custom wood finishes upon request - add \$225 Net per color.

# SOLO | Guest Seating

## Product Features:




- Solid Beech Hardwood Frames
- 16 OCI Seating Wood Finishes
- 170/171 Not available in Vinyl or Leather
- High Resilient Poly Foam
- 5-Year Limited Warranty
- 300 lb. BIFMA Test Rating

## OCI Seating Finishes:

Mahogany, Summit Cherry, Dark Cherry, Pacific Cherry, OFS Cherry, OCI Jade, OCI Espresso, Walnut, Cognac, OCI Light Cherry, Black Lacquer, CI Cherry, OCI Café, Natural Beech, Slate Grey & Smoke Grey



Refer to page 7 for OCI SEATING Freight Program.

Model	Description	FABRIC / LEATHER GRADES									
		1 COM	2	3 COL	4	5	6	7	8	L1	L2
160 	SOLO Guest Chair 21.5 W x 23.25 D x 32.5 H Seat: 18.75 W x 20 D Seat Height: 19 Arm Height: 26 COM: .75 yds. Carton: 17 Cu. Ft. Ship Weight: 31 lbs.	1060	1110	1155	1230	1295	1335	1375	1425	NA	NA
170 	SOLO Guest Chair 21.5 W x 23.25 D x 34.75 H Seat: 19 W x 19 D Seat Height: 19 Arm Height: 26 COM: 1.25 yds. Carton: 17 Cu. Ft. Ship Weight: 32 lbs.	1160	1210	1255	1330	1395	1435	1475	1525	NA	NA
171 	SOLO Guest Chair 21.5 W x 23.25 D x 34.75 H Seat: 19 W x 19 D Seat Height: 19 Arm Height: 26 COM: 1.25 yds. Carton: 17 Cu. Ft. Ship Weight: 32 lbs.	1115	1160	1210	1285	1350	1390	1430	1480	NA	NA

- When combining different grade fabric, use the higher grade.
- When combining fabric of the same grade, Two Tone \$75 List.
- Custom wood finishes upon request - add \$225 Net per color.

Refer to terms and conditions for general information regarding fabrics, finishes, warranty, freight, complete condition of sales and more.

Effective Date: 3/15/2025 | ociseating.com

# PENTERO | Guest Seating

## Product Features:






- Solid Beech Hardwood Frames
- 16 OCI Seating Wood Finishes
- High Resilient Poly Foam
- 5-Year Limited Warranty
- 300 lb. BIFMA Test Rating

## OCI Seating Finishes:

Mahogany, Summit Cherry, Dark Cherry, Pacific Cherry, OFS Cherry, OCI Jade, OCI Espresso, Walnut, Cognac, OCI Light Cherry, Black Lacquer, CI Cherry, OCI Café, Natural Beech, Slate Grey & Smoke Grey



Refer to page 7 for OCI SEATING Freight Program.

Model	Description	FABRIC / LEATHER GRADES									
		1 COM	2	3 COL	4	5	6	7	8	L2	
	230-UB Guest chair with upholstered back 24.75 W x 23.5 D x 30 H Seat: 22.5 W x 19.5 D Seat Height: 18.25 Arm Height: 24.25 COM: 1.25 yds. Carton: 15 Cu. Ft. Ship Weight: 32 lbs.	1225	1285	1350	1410	1445	1485	1535	1585	2325	
	230-SU Guest chair with upholstered solid back 24.75 W x 23.5 D x 30 H Seat: 22.5 W x 19.5 D Seat Height: 18.25 Arm Height: 24.25 COM: 1 yds. Carton: 15 Cu. Ft. Ship Weight: 32 lbs.	1525	1560	1615	1670	1720	1755	1795	1825	2525	
	230-LU Guest chair with upholstered ladder back 24.75 W x 23.5 D x 30 H Seat: 22.5 W x 19.5 D Seat Height: 18.25 Arm Height: 24.25 COM: 1 yds. Carton: 15 Cu. Ft. Ship Weight: 32 lbs.	1425	1460	1515	1570	1620	1655	1695	1725	2425	
	230-SB Guest chair with solid back 24.75 W x 23.5 D x 30 H Seat: 22.5 W x 19.5 D Seat Height: 18.25 Arm Height: 24.25 COM: .75 yds. Carton: 15 Cu. Ft. Ship Weight: 32 lbs.	1350	1385	1440	1495	1545	1580	1620	1650	2350	
	230-LB Guest chair with ladder back 24.75 W x 23.5 D x 30 H Seat: 22.5 W x 19.5 D Seat Height: 18.25 Arm Height: 24.25 COM: .75 yds. Carton: 15 Cu. Ft. Ship Weight: 32 lbs.	1195	1230	1285	1340	1390	1425	1465	1495	2195	

- When combining different grade fabric, use the higher grade.
- When combining fabric of the same grade, Two Tone \$75 List.
- Custom wood finishes upon request - add \$225 Net per color.

Refer to terms and conditions for general information regarding fabrics, finishes, warranty, freight, complete condition of sales and more.

Effective Date: 3/15/2025 | ociseating.com



# ENTOURAGE | Guest Reception Seating

## Product Features:



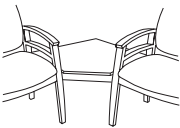
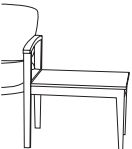
- Solid Maple Hardwood Frames
- Small Gap For Clean-Out For Healthcare Applications
- 18 OCI Seating Wood Finishes
- 3 Different Gangable Tables and 2 Different Styles of Free Standing Tables (pages 49)
- Special Spacer Designed to Attach Multiple Chairs - \$120 List
- 300 lb. BIFMA Test Rating

## OCI Seating Finishes:

Mahogany, Summit Cherry, Dark Cherry, Clear Maple, Pacific Cherry, OFS Cherry, Summit Maple, OCI Jade, OCI Espresso, Walnut, Cognac, OCI Light Cherry, Black Lacquer, CI Honey, CI Cherry, OCI Café, Slate Grey & Smoke Grey



Refer to page 7 for OCI SEATING Freight Program.

Model	Description	FABRIC / LEATHER GRADES										L1	L2
		1 COM	2	3 COL	4	5	6	7	8				
400	Guest Chair 24 W x 26 D x 35 H Seat: 20 W x 19.5 D Seat Height: 19 Arm Height: 27.25 COM: 1.5 yds. Carton: 17 Cu. Ft. Ship Weight: 42 lbs.	1200	1250	1295	1370	1435	1475	1515	1565			NA	NA
													
T2020IT	Inner Table 20 W x 20 D x 20 H Carton: .5 Cu. Ft. Ship Weight: 12 lbs.	1045											
													
T3030CT	Corner Table 30 W x 30 D x 20 H Carton: 3 Cu. Ft. Ship Weight: 31 lbs. When specifying, you need to allow 36" x 36" in corner	1495											
													
T2024ET	End Table 20 W x 24 D x 20 H Carton: 9Cu. Ft. Ship Weight: 27 lbs.	1285											
													

Important: When connecting chairs or tables please provide a drawing that specifies below.

LS - Left side sitting

RS - Right side sitting

LRS - Left and Right side sitting

- When combining different grade fabric, use the higher grade.
- When combining fabric of the same grade, Two Tone \$75 List.
- Custom wood finishes upon request - add \$225 Net per color.

Refer to terms and conditions for general information regarding fabrics, finishes, warranty, freight, complete condition of sales and more.

Effective Date: 3/15/2025 | ociseating.com

# PROTÉGÉ | Guest Reception Seating

## Product Features:


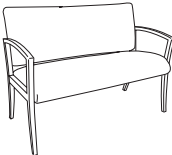


- Solid Maple Hardwood Frames
- 18 OCI Seating Wood Finishes
- 3 Different Gangable Tables and 2 Different Styles of Free Standing Tables (pages 49)
- Special Spacer Designed to Attach Multiple Chairs - \$120 List
- 500lb. Test Rating (462, 464)
- 250lb. Test Rating (460, 463)

## OCI Seating Finishes:

Mahogany, Summit Cherry, Dark Cherry, Clear Maple, Pacific Cherry, OFS Cherry, Summit Maple, OCI Jade, OCI Espresso, Walnut, Cognac, OCI Light Cherry, Black Lacquer, CI Honey, CI Cherry, OCI Café, Slate Grey & Smoke Grey




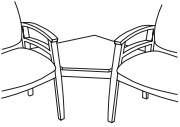
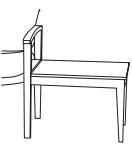
Refer to page 7 for OCI SEATING Freight Program.

Model	Description	FABRIC / LEATHER GRADES									
		1 COM	2	3 COL	4	5	6	7	8	L1	L2
460	Guest Chair 22.5 W x 25.75 D x 35.75 H Seat: 20 W x 18.5 D Seat Height: 19.25 Arm Height: 27.5 COM: 1.5 yds. Carton: 17 Cu. Ft. Ship Weight: 33 lbs.	1235	1295	1340	1415	1480	1520	1560	1610	NA	NA
											
462	2 - Seat Bench 49 W x 26 D x 36 H Seat: 46 W x 18.5 D Seat Height: 19.25 Arm Height: 27.5 COM: 2.5 yds. Carton: 26 Cu. Ft. Ship Weight: 61 lbs.	2035	2160	2240	2340	2405	2465	2550	2650	NA	NA
											
463	2-Seat Settee 44.25 W x 26 D x 35.75 H Seat: 20 W x 18.5 D Seat Height: 19.25 Arm Height: 27.5 COM: 2.25 yds. Carton: 26 Cu. Ft. Ship Weight: 52 lbs.	2410	2535	2615	2685	2735	2840	2925	3025	NA	NA
											
464	Bariatric 31.5 W x 26 D x 35.75 H Seat: 27.5 W x 18.5 D Seat Height: 19.25 Arm Height: 27.5 COM: 2.5 yds. Carton: 25 Cu. Ft. Ship Weight: 49 lbs.	2475	2595	2680	2780	2845	2905	2990	3090	NA	NA
											

- When combining different grade fabric, use the higher grade.
- When combining fabric of the same grade, Two Tone \$75 List.
- Custom wood finishes upon request - add \$225 Net per color.

# PROTÉGÉ | Gangable / Connecting Tables

Refer to page 7 for OCI SEATING Freight Program.

Model	Description	FABRIC / LEATHER GRADES									
		1 COM	2	3 COL	4	5	6	7	8	L1	L2
T2020IT 	Inner Table 20 W x 20 D x 20 H Carton: .5 Cu. Ft. Ship Weight: 12 lbs.	1045									
T3030CT 	Corner Table 30 W x 30 D x 20 H Carton: 3 Cu. Ft. Ship Weight: 31 lbs. When specifying, you need to allow 36" x 36" in corner	1495									
T2024ET 	End Table 20 W x 24 D x 20 H Carton: 9Cu. Ft. Ship Weight: 27 lbs.	1285									

Important: When connecting chairs or tables please provide a drawing that specifies below.

LS - Left side sitting

RS - Right side sitting

LRS - Left and Right side sitting

- Custom wood finishes upon request - add \$225 Net per color.

# RESPONSE 480 Series | Guest Reception Seating

## Product Features:

- Solid Maple Hardwood Frames
- 18 OCI Seating Wood Finishes
- 3 Different Gangable Tables and 2 Different Styles of Free Standing Tables (pages 49)
- New Round Corner Connecting Table with Retractable Folding Rear Leg
- Special Spacer Designed to Attach Multiple Chairs - \$120 List
- 300lb. Test Rating (480/485)
- 500lb. Test Rating (482/483/484)

## OCI Seating Finishes:

Mahogany, Summit Cherry, Dark Cherry, Clear Maple, Pacific Cherry, OFS Cherry, Summit Maple, OCI Jade, OCI Espresso, Walnut, Cognac, OCI Light Cherry, Black Lacquer, CI Honey, CI Cherry, OCI Café, Slate Grey & Smoke Grey



Refer to page 7 for OCI SEATING Freight Program.



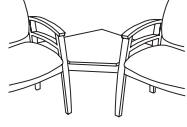
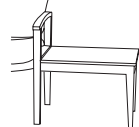
Model	Description	FABRIC / LEATHER GRADES										L1	L2
		1 COM	2	3 COL	4	5	6	7	8				
480	Guest Chair with Poly Cap 23.75 W x 26 D x 33.5 H Seat: 20.25 W x 20.25 D Seat Height: 19.25 Arm Height: 27 COM: 1.5 yds. Carton: 17 Cu. Ft. Ship Weight: 44 lbs.	1490	1540	1595	1660	1725	1765	1805	1855			NA	NA
482	2-Seat Settee with Poly Cap 49.25 W x 26 D x 33.5 H Seat: 20.25 W x 20.25 D Seat Height: 19.25 Arm Height: 27 COM: 2.25 yds. Carton: 26 Cu. Ft. Ship Weight: 71 lbs.	2670	2795	2875	2945	2995	3100	3185	3285			NA	NA
483	3-Seat Settee with Poly Cap 70.5 W x 26 D x 33.5 H Seat: 20.25 W x 20.25 D Seat Height: 19.25 Arm Height: 27 COM: 3.5 yds. Carton: 26 Cu. Ft. Ship Weight: 97 lbs.	3840	4025	4150	4315	4470	4620	4710	4890			NA	NA
484	Bariatric with Poly Cap 31.75 W x 26 D x 33.5 H Seat: 28 W x 20.5 D Seat Height: 19.25 Arm Height: 27 COM: 2.25 yds. Carton: 25 Cu. Ft. Ship Weight: 58 lbs.	2670	2795	2875	2975	3040	3100	3185	3285			NA	NA
485	Hip Stool with Poly Cap 23.75 W x 26 D x 39 H Seat: 20.25 W x 20.25 D Seat Height: 23.75 Arm Height: 32.5 COM: 1.5 yds. Carton: 17 Cu. Ft. Ship Weight: 44 lbs.	2440	2490	2545	2610	2675	2715	2755	2805			NA	NA

Refer to terms and conditions for general information regarding fabrics, finishes, warranty, freight, complete condition of sales and more.

Effective Date: 3/15/2025 | ociseating.com

# RESPONSE | Gangable / Connecting Tables

Refer to page 7 for OCI SEATING Freight Program.

Model	Description	FABRIC / LEATHER GRADES									
		1 COM	2	3 COL	4	5	6	7	8	L1	L2
T2020IT 	Inner Table 20 W x 20 D x 20 H Carton: .5 Cu. Ft. Ship Weight: 12 lbs.	1045									
T2121RCT 	Round Corner Table 21 W x 21 D x 20 H Carton: 5 Cu. Ft. Ship Weight: 32 lbs. When specifying, you need to allow 36" x 36" in corner	1870									
T3030CT 	Corner Table 30 W x 30 D x 20 H Carton: 3 Cu. Ft. Ship Weight: 31 lbs. When specifying, you need to allow 36" x 36" in corner	1495									
T2024ET 	End Table 20 W x 24 D x 20 H Carton: 9Cu. Ft. Ship Weight: 27 lbs.	1285									

Important: When connecting chairs or tables please provide a drawing that specifies below.

LS - Left side sitting

RS - Right side sitting

LRS - Left and Right side sitting

- When combining different grade fabric, use the higher grade.
- When combining fabric of the same grade, Two Tone \$75 List.
- Custom wood finishes upon request - add \$225 Net per color.

# ARRANGE 490 Series | Reception Seating

## Product Features:

- Solid Maple Hardwood Frames with Poly Arm Cap
- 18 OCI Seating Wood Finishes
- 3 Different Gangable Tables and 2 Different Styles of Free Standing Tables (pages 49)
- New Round Corner Connecting Table with Retractable Folding Rear Leg
- Special Spacer Designed to Attach Multiple Chairs - \$120 List

- 300lb. Test Rating (490)
- 500lb. Test Rating (491/492/493/494/495)

## OCI Seating Finishes:

Mahogany, Summit Cherry, Dark Cherry, Clear Maple, Pacific Cherry, OFS Cherry, Summit Maple, OCI Jade, OCI Espresso, Walnut, Cognac, OCI Light Cherry, Black Lacquer, CI Honey, CI Cherry, OCI Café, Slate Grey & Smoke Grey



Refer to page 7 for OCI SEATING Freight Program.

Model	Description	FABRIC / LEATHER GRADES									
		1 COM	2	3 COL	4	5	6	7	8	L1	L2
490	Guest Chair 24 W x 25.5 D x 33.5 H Seat: 20.5 W x 19.5 D Seat Height: 19.75 Arm Height: 27 COM: 1.5 yds. Carton: 17 Cu. Ft. Ship Weight: 38 lbs.	1410	1460	1510	1580	1645	1685	1725	1775	NA	NA
491	Bench 49.25 W x 25.5 D x 33.5 H Seat: 45.75 W x 19.5 D Seat Height: 19.75 Arm Height: 27 COM: 3 yds. Carton: 43 Cu. Ft. Ship Weight: 71 lbs.	2245	2390	2475	2570	2640	2710	2800	2930	NA	NA
492	2-Seat Settee 46.25 W x 25.5 D x 33.5 H Seat: 20.5 W x 19.5 D Seat Height: 19.75 Arm Height: 27 COM: 2.75 yds. Carton: 43 Cu. Ft. Ship Weight: 67 lbs.	2635	2770	2855	2905	2960	3005	3190	3300	NA	NA
493	3-Seat Settee 69.25 W x 25.5 D x 33.5 H Seat: 20.5 W x 19.5 D Seat Height: 19.75 Arm Height: 27 COM: 4 yds. Carton: 58 Cu. Ft. Ship Weight: 81 lbs.	3620	3780	3935	4040	4200	4355	4460	4620	NA	NA
494	Bariatric 31.25 W x 25.5 D x 33.5 H Seat: 28.5 W x 19.5 D Seat Height: 19.75 Arm Height: 27 COM: 2.5 yds. Carton: 25 Cu. Ft. Ship Weight: 58 lbs.	2610	2755	2840	2945	3010	3075	3165	3270	NA	NA
495	Hip Stool 24 W x 26 D x 40 H Seat: 20.5 W x 19.5 D Seat Height: 26 Arm Height: 33.25 COM: 1.5 yds. Carton: 18 Cu. Ft. Ship Weight: 42 lbs.	2440	2490	2545	2610	2675	2715	2755	2805	NA	NA

Refer to terms and conditions for general information regarding fabrics, finishes, warranty, freight, complete condition of sales and more.

Effective Date: 3/15/2025 | ociseating.com

# ARRANGE 620 Series | Reception Seating

## Product Features:



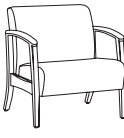
- Solid Maple Hardwood Frames with Poly Arm Cap
- 18 OCI Seating Wood Finishes
- 3 Different Gangable Tables and 2 Different Styles of Free Standing Tables (pages 49)
- Special Spacer Designed to Attach Multiple Chairs - \$120 List
- 300lb. Test Rating (620)
- 500lb. Test Rating (622/624)

## OCI Seating Finishes:

Mahogany, Summit Cherry, Dark Cherry, Clear Maple, Pacific Cherry, OFS Cherry, Summit Maple, OCI Jade, OCI Espresso, Walnut, Cognac, OCI Light Cherry, Black Lacquer, CI Honey, CI Cherry, OCI Café, Slate Grey & Smoke Grey



Refer to page 7 for OCI SEATING Freight Program.



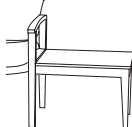
Model	Description	FABRIC / LEATHER GRADES									
		1 COM	2	3 COL	4	5	6	7	8	L1	L2
620 	Guest Chair 25.75 W x 30.5 D x 34 H Seat: 22 W x 21 D Seat Height: 18 Arm Height: 27.5 COM: 2.25 yds. Carton: 24 Cu. Ft. Ship Weight: 51 lbs.	2225	2345	2425	2470	2520	2575	2630	2680	NA	NA
622 	Love Seat 52.5 W x 30.5 D x 34 H Seat: 48 W x 21 D Seat Height: 18 Arm Height: 27.5 COM: 4 yds. Carton: 43 Cu. Ft. Ship Weight: 87 lbs.	3030	3190	3345	3450	3610	3765	3870	4030	NA	NA
624 	Bariatric 31.75 W x 30.5 D x 34 H Seat: 28 W x 21 D Seat Height: 18 Arm Height: 27.5 COM: 3.25 yds. Carton: 25 Cu. Ft. Ship Weight: 56 lbs.	2995	3165	3230	3335	3410	3485	3565	3680	NA	NA

- When combining different grade fabric, use the higher grade.
- When combining fabric of the same grade, Two Tone \$75 List.
- Custom wood finishes upon request - add \$225 Net per color.



# ARRANGE | Gangable / Connecting Tables

Refer to page 7 for OCI SEATING Freight Program.

Model	Description	FABRIC / LEATHER GRADES									
		1 COM	2	3 COL	4	5	6	7	8	L1	L2
T2020IT 	Inner Table 20 W x 20 D x 20 H Carton: .5 Cu. Ft. Ship Weight: 12 lbs.	1045									
T3030CT 	Corner Table 30 W x 30 D x 20 H Carton: 3 Cu. Ft. Ship Weight: 31 lbs. When specifying, you need to allow 36" x 36" in corner	1495									
T2024ET 	End Table 20 W x 24 D x 20 H Carton: 9Cu. Ft. Ship Weight: 27 lbs.	1285									

Important: When connecting chairs or tables please provide a drawing that specifies below.

LS - Left side sitting

RS - Right side sitting

LRS - Left and Right side sitting

- Custom wood finishes upon request - add \$225 Net per color.

## PATRON | Guest Seating

### Product Features:

- Solid Maple Hardwood Frames
- 18 OCI Seating Wood Finishes
- 2 Different Styles of Free Standing Tables (pages 49)

### OCI Seating Finishes:

Mahogany, Summit Cherry, Dark Cherry, Clear Maple, Pacific Cherry, OFS Cherry, Summit Maple, OCI Jade, OCI Espresso, Walnut, Cognac, OCI Light Cherry, Black Lacquer, CI Honey, CI Cherry, OCI Café, Slate Grey & Smoke Grey



Refer to page 7 for OCI SEATING Freight Program.

Model	Description	FABRIC / LEATHER GRADES									
		1 COM	2	3 COL	4	5	6	7	8	L1	L2
820	Guest Chair 23 W x 25.25 D x 35 H Seat: 20 W x 19 D Seat Height: 18.5 Arm Height: 27.75 COM: 1.5 yds. Carton: 17 Cu. Ft. Ship Weight: 39 lbs.	1350	1400	1445	1520	1585	1625	1665	1715	NA	NA

- When combining different grade fabric, use the higher grade.
- When combining fabric of the same grade, Two Tone \$75 List.
- Custom wood finishes upon request - add \$225 Net per color.



#### Product Features:

---

- Fixed Seat Cushion
- High Resilient Long Lasting Polyfoam
- 16 standard OCI Finishes on Baltic Birch Plywood
- Features Arm and Armless and Extended Models
- Two Table Sizes
- 300 lb. Test Rating
- Manufactured in U.S.A.

#### OCI Seating Finishes:

Mahogany, Summit Cherry, Dark Cherry,  
Pacific Cherry, OFS Cherry, OCI Jade, OCI  
Espresso, Walnut, Cognac, OCI Light Cherry,  
Black Lacquer, CI Cherry, OCI Café, Natural  
Beech, Slate Grey & Smoke Grey

- When combining different grade fabric, use the higher grade.
- When combining fabric of the same grade, Two Tone \$75 List.
- Custom wood finishes upon request - add \$225 Net per color.

Refer to page 7 for OCI Seating Freight Program.

Refer to terms and conditions for general information regarding fabrics, finishes, warranty, freight, complete condition of sales and more.

Effective Date: 3/15/2025 | [ociseating.com](http://ociseating.com)







# CAPA | Guest Seating & Tables

## Ordering Requirements:

- Model Number
- Frame Finish
- Fabric Choice



Refer to page 7 for OCI SEATING Freight Program.

Model	Description	FABRIC GRADES								
		1 COM	2	3 COL	4	5	6	7	8	L2
350 	Armless Guest 21.5 W x 23.75 D x 31.5 H Seat: 19.5 W x 18 D Seat Height: 18 COM: 1.25 yd. Ship Weight: 22 lbs.	1125	1185	1250	1310	1345	1385	1435	1485	NA
351 	Guest 21.5 W x 23.75 D x 31.5 H Seat: 19.5 W x 18 D Seat Height: 18 COM: 1.25 yd. Ship Weight: 26 lbs.	1165	1225	1290	1350	1385	1425	1475	1525	NA
360 	Wide Seat, Armless Guest 27 W x 23.75 D x 31.5 H Seat: 25 W x 18 D Seat Height: 18 COM: 1.5 yd. Ship Weight: 26 lbs.	1205	1275	1340	1400	1435	1475	1525	1575	NA
361 	Wide Seat, Guest 27 W x 23.75 D x 31.5 H Seat: 25 W x 18 D Seat Height: 18 COM: 1.5 yd. Ship Weight: 30 lbs.	1245	1315	1380	1440	1475	1515	1565	1615	NA
TC222217 	End Table 22 W x 22 D x 17 H. Ship Weight: 17 lbs.	1050								
TC482017 	Coffee Table 48 W x 20 D x 17 H. Ship Weight: 35 lbs.	1110								

- When combining different grade fabric, use the higher grade.
- When combining fabric of the same grade, Two Tone \$75 List.
- Custom wood finishes upon request - add \$225 Net per color.

Refer to terms and conditions for general information regarding fabrics, finishes, warranty, freight, complete condition of sales and more.

Effective Date: 3/15/2025 | ociseating.com



## Product Features:

- Clean out between seat and back
- Guest and Bariatric available
- Arm caps available in beech wood and black urethane
- Solid Beech wood frame
- Available in all OCI finishes on Beech
- Guest weight capacity it is 350 lbs.
- Bariatric weight capacity is 500 lbs.
- Two, three and reconfigurable units available
- Wall Saver (Only on Guest Chair, Not Bariatric)
- Starting Price \$1,540 Com/Grade 1
- Connecting side, corner, and end tables available.  
(See page 68 for pricing and features)

## OCI Seating Finishes:

Mahogany, Summit Cherry, Dark Cherry,  
Pacific Cherry, OFS Cherry, OCI Jade, OCI  
Espresso, Walnut, Cognac, OCI Light Cherry,  
Black Lacquer, CI Cherry, OCI Café, Natural  
Beech, Slate Grey & Smoke Grey

## Arm Cap Options:

- P - Black Polyurethane
- W - Wood

- When combining different grade fabric, use the higher grade.
- When combining fabric of the same grade, Two Tone \$75 List.
- Custom wood finishes upon request - add \$225 Net per color.

Refer to page 7 for OCI Seating Freight Program.

Refer to terms and conditions for general information regarding fabrics, finishes, warranty, freight, complete condition of sales and more.

Effective Date: 3/15/2025 | [ociseating.com](http://ociseating.com)

# SANTEE | Guest & Tandem Wood Chairs

## Ordering Requirements:

- Model Number
- Frame Finish
- Arm Cap Choice
- Fabric Choice

## Wood Arm Finishes:

Mahogany, Summit Cherry, Dark Cherry, Pacific Cherry, OFS Cherry, OCI Jade, OCI Espresso, Walnut, Cognac, OCI Light Cherry, Black Lacquer, CI Cherry, OCI Café, Natural Beech, Slate Grey & Smoke Grey

Refer to page 7 for OCI Seating Freight Program.

Model	Description	FABRIC GRADES							
		1 COM	2	3 COL	4	5	6	7	8
380	Wood Guest Chair, Single Seat 26 W x 23.5 D x 32.5 H Seat: 22.5 W x 19 D Back: 22.5 W x 15.5 H Seat Height: 17.5 Arm Height from Seat: 7.5 COM: 1.5 yds. Carton: 17 Cu. Ft. Ship Weight: 32 lbs	1540	1600	1665	1725	1750	1790	1840	1890
382	Wood Guest Chair, 2 Seat 50.5 W x 23.5 D x 32.5 H Seat: 22.5 W x 19 D Back: 22.5 W x 15.5 H Seat Height: 17.5 Arm Height from Seat: 7.5 COM: 3 yds. Carton: 43 Cu. Ft. Ship Weight: 57 lbs	2845	2965	3095	3215	3265	3345	3445	3545
383	Wood Guest Chair, 3 Seat 75 W x 23.5 D x 32.5 H Seat: 22.5 W x 19 D Back: 22.5 W x 15.5 H Seat Height: 17.5 Arm Height from Seat: 7.5 COM: 4.5 yds. Carton: 58 Cu. Ft. Ship Weight: 82 lbs	4260	4440	4635	4815	4890	5010	5160	5310
385	Wood Guest Chair, Bariatric 33.5 W x 23.5 D x 32.5 H Seat: 30.5 W x 19 D Back: 30.5 W x 15.5 H Seat Height: 17.5 Arm Height from Seat: 7.5 COM: 2.5 yds. Carton: 25 Cu. Ft. Ship Weight: 38 lbs	2225	2370	2455	2560	2625	2700	2790	2905

Refer to terms and conditions for general information regarding fabrics, finishes, warranty, freight, complete condition of sales and more.

Effective Date: 3/15/2025 | ociseating.com

# SANTEE | Configurable Wood Chairs

## Ordering Requirements:

- Model Number
- Frame Finish
- Arm Cap Choice
- Fabric Choice

## Wood Arm Finishes:

Mahogany, Summit Cherry, Dark Cherry, Pacific Cherry, OFS Cherry, OCI Jade, OCI Espresso, Walnut, Cognac, OCI Light Cherry, Black Lacquer, CI Cherry, OCI Café, Natural Beech, Slate Grey & Smoke Grey

Refer to page 7 for OCI Seating Freight Program.

Model	Description	FABRIC GRADES							
		1 COM	2	3 COL	4	5	6	7	8
380-ST	Wood Guest Chair, Starter Unit 26 W x 23.5 D x 32.5 H Seat: 22.5 W x 19 D Back: 22.5 W x 15.5 H Seat Height: 17.5 Arm Height from Seat: 7.5 COM: 1.5 yds. Carton: 17 Cu. Ft. Ship Weight: 32 lbs	1565	1625	1690	1750	1775	1815	1865	1915
380-CU	Wood Guest Chair, Center Unit 24.5 W x 23.5 D x 32.5 H Seat: 22.5 W x 19 D Back: 22.5 W x 15.5 H Seat Height: 17.5 Arm Height from Seat: 7.5 COM: 1.5 yds. Carton: 17 Cu. Ft. Ship Weight: 25 lbs	1405	1465	1530	1590	1615	1655	1705	1755
380-EU	Wood Guest Chair, End Unit 24.5 W x 23.5 D x 32.5 H Seat: 22.5 W x 19 D Back: 22.5 W x 15.5 H Seat Height: 17.5 Arm Height from Seat: 7.5 COM: 1.5 yds. Carton: 17 Cu. Ft. Ship Weight: 25 lbs	1380	1440	1505	1565	1590	1630	1680	1730

Orders exceeding 3 consecutive units will be shipped with up to 3 preassembled units in per box.

Some assembly necessary to join preassembled units of 4 or more.



# SANTEE | Configurable Wood Chairs / Bariatric

## Ordering Requirements:

- Model Number
- Frame Finish
- Arm Cap Choice
- Fabric Choice

## Wood Arm Finishes:

Mahogany, Summit Cherry, Dark Cherry, Pacific Cherry, OFS Cherry, OCI Jade, OCI Espresso, Walnut, Cognac, OCI Light Cherry, Black Lacquer, CI Cherry, OCI Café, Natural Beech, Slate Grey & Smoke Grey

Refer to page 7 for OCI Seating Freight Program.

Model	Description	FABRIC GRADES							
		1 COM	2	3 COL	4	5	6	7	8
385-ST	Wood Guest Chair, Starter Unit Bariatric 33.4 W x 23.5 D x 32.5 H Seat: 30.5 W x 19 D Back: 30.5 W x 15.5 H Seat Height: 17.5 Arm Height from Seat: 7.5 COM: 2.5 yds. Carton: 25 Cu. Ft. Ship Weight: 38 lbs	2250	2395	2480	2585	2650	2725	2815	2920
385-CU	Wood Guest Chair, Center Unit Bariatric 32 W x 23.5 D x 32.5 H Seat: 30.5 W x 19 D Back: 30.5 W x 15.5 H Seat Height: 17.5 Arm Height from Seat: 7.5 COM: 2.5 yds. Carton: 25 Cu. Ft. Ship Weight: 31 lbs	2085	2230	2315	2420	2485	2560	2650	2755
385-EU	Wood Guest Chair, End Unit Bariatric 32 W x 23.5 D x 32.5 H Seat: 30.5 W x 19 D Back: 30.5 W x 15.5 H Seat Height: 17.5 Arm Height from Seat: 7.5 COM: 2.5 yds. Carton: 25 Cu. Ft. Ship Weight: 31 lbs	2060	2205	2290	2395	2460	2535	2625	2730

Orders exceeding 3 consecutive units will be shipped with up to 3 preassembled units in per box.

Some assembly necessary to join preassembled units of 4 or more.

# SANTEE | Connecting and End Tables

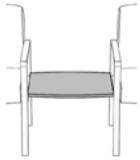
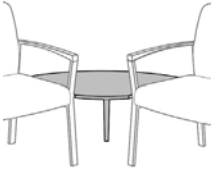

## Product Features:

- Laminate and Veneer top material options.  
With exposed plywood edge
- Edge on veneer top will match top finish color unless specified otherwise.
- Edge on laminate tops will be exposed plywood with a clear coat finish as standard.
- All dimensions are nominal
- Veneer available in all OCI standard finishes
- Laminate available in 6 standard colors
- All tables come with brackets to mount to chair arm.
- Must specify where table is to be installed.

## Ordering Requirements:

- Model Number
- Surface Material
- Laminate or Wood Finish

Refer to page 7 for OCI Seating Freight Program.

Model	Description	Laminate	Veneer
T380-IT 	Inner Connecting Table 21 W x 20 D x 17 H. Ship Weight: 20 lbs. Carton: 1 Cu. Ft.	685	700
T380-CT 	Corner Connecting Table 28 W x 28 D x 17 H. Ship Weight: 24 lbs. Carton: 9 Cu. Ft.	1200	1260
T380-ET 	End Connecting Table 10.5 W x 20 D x 17 H. Ship Weight: 16 lbs. Carton: 9 Cu. Ft.	860	910

## Optional / Upgrades

For Custom Laminate or Custom Finish on Veneer  
Please call for Special Pricing

## Standard Laminate Finishes:

White  
Black  
Fog  
Bleached Legno  
Millennium Oak  
Weathered Ash

## OCI Seating Finishes:

Mahogany, Summit Cherry, Dark Cherry,  
Pacific Cherry, OFS Cherry, OCI Jade, OCI  
Espresso, Walnut, Cognac, OCI Light Cherry,  
Black Lacquer, CI Cherry, OCI Café, Natural  
Beech, Slate Grey & Smoke Grey



## Product Features:

- Clean out between seat and back
- Guest and Bariatric available
- Arm caps available in beech wood and black urethane
- Silver finish standard on frame
- Option for black finish available - \$175
- Guest weight capacity it is 350 lbs.
- Bariatric weight capacity is 500 lbs.
- Two, three and reconfigurable units available
- Wall Saver (Only on Guest Chair, Not Bariatric)
- Starting Price \$1,340 Com/Grade 1
- Connecting side, corner, and end tables available.  
(See page 73 for pricing and features)

## Standard Metal Leg Finishes:

-S - Silver

## Optional Metal Leg Finish:

-B - Black

\$175 List

## Arm Cap Options:

-P - Black Polyurethane

-W - Wood

## Wood Arm Finishes:

Mahogany, Summit Cherry, Dark Cherry,  
Pacific Cherry, OFS Cherry, OCI Jade, OCI  
Espresso, Walnut, Cognac, OCI Light Cherry,  
Black Lacquer, CI Cherry, OCI Café, Natural  
Beech, Slate Grey & Smoke Grey

- When combining different grade fabric, use the higher grade.
- When combining fabric of the same grade, Two Tone \$75 List.
- Custom wood finishes upon request - add \$225 Net per color.

Refer to page 7 for OCI Seating Freight Program.

Refer to terms and conditions for general information regarding fabrics, finishes, warranty, freight, complete condition of sales and more.

Effective Date: 3/15/2025 | ociseating.com

# SANTEE | Guest & Tandem Metal Chairs





## Ordering Requirements:

- Model Number
- Frame Finish
- Arm Cap Choice
- Fabric Choice

## Wood Arm Finishes:

Mahogany, Summit Cherry, Dark Cherry, Pacific Cherry, OFS Cherry, OCI Jade, OCI Espresso, Walnut, Cognac, OCI Light Cherry, Black Lacquer, CI Cherry, OCI Café, Natural Beech, Slate Grey & Smoke Grey

Refer to page 7 for OCI Seating Freight Program.

Model	Description	FABRIC GRADES							
		1 COM	2	3 COL	4	5	6	7	8
390	 <p>Metal Guest Chair, Single Seat  25 W x 23.5 D x 32.5 H  Seat: 22.5 W x 19 D  Back: 22.5 W x 15 H  Seat Height: 17.5  Arm Height from Seat: 7.5  COM: 1.5 yds. Carton: 17 Cu. Ft.  Ship Weight: 43 lbs</p>	1340	1400	1465	1525	1550	1590	1640	1690
392	 <p>Metal Guest Chair, 2 Seat  48.5 W x 23.5 D x 32.5 H  Seat: 22.5 W x 19 D  Back: 22.5 W x 15 H  Seat Height: 17.5  Arm Height from Seat: 7.5  COM: 3 yds. Carton: 43 Cu. Ft.  Ship Weight: 76 lbs</p>	2475	2595	2725	2845	2895	2975	3075	3175
393	 <p>Metal Guest Chair, 3 Seat  72 W x 23.5 D x 32.5 H  Seat: 22.5 W x 19 D  Back: 22.5 W x 15 H  Seat Height: 17.5  Arm Height from Seat: 7.5  COM: 4.5 yds. Carton: 58 Cu. Ft.  Ship Weight: 109 lbs</p>	3820	4000	4195	4375	4450	4570	4720	4870
395	 <p>Metal Guest Chair, Bariatric  33.5 W x 23.5 D x 32.5 H  Seat: 30.5 W x 19 D  Back: 30.5 W x 15.5 H  Seat Height: 17.5  Arm Height from Seat: 7.5  COM: 2.5 yds. Carton: 25 Cu. Ft.  Ship Weight: 51 lbs</p>	1945	2090	2175	2280	2345	2420	2510	2615

# SANTEE | Configurable Metal Chairs




## Ordering Requirements:

- Model Number
- Frame Finish
- Arm Cap Choice
- Fabric Choice

## Wood Arm Finishes:

Mahogany, Summit Cherry, Dark Cherry, Pacific Cherry, OFS Cherry, OCI Jade, OCI Espresso, Walnut, Cognac, OCI Light Cherry, Black Lacquer, CI Cherry, OCI Café, Natural Beech, Slate Grey & Smoke Grey

Refer to page 7 for OCI Seating Freight Program.

Model	Description	FABRIC GRADES							
		1 COM	2	3 COL	4	5	6	7	8
390-ST	 <p>Metal Guest Chair, Starter Unit  25 W x 23.5 D x 32.5 H  Seat: 22.5 W x 19 D  Back: 22.5 W x 15.5 H  Seat Height: 17.5  Arm Height from Seat: 7.5  COM: 1.5 yds. Carton: 17 Cu. Ft.  Ship Weight: 43 lbs</p>	1365	1425	1490	1550	1575	1615	1665	1715
390-CU	 <p>Metal Guest Chair, Center Unit  23.5 W x 23.5 D x 32.5 H  Seat: 22.5 W x 19 D  Back: 22.5 W x 15.5 H  Seat Height: 17.5  Arm Height from Seat: 7.5  COM: 1.5 yds. Carton: 17 Cu. Ft.  Ship Weight: 36 lbs</p>	1220	1280	1345	1405	1430	1470	1520	1570
390-EU	 <p>Metal Guest Chair, End Unit  23.5 W x 23.5 D x 32.5 H  Seat: 22.5 W x 19 D  Back: 22.5 W x 15.5 H  Seat Height: 17.5  Arm Height from Seat: 7.5  COM: 1.5 yds. Carton: 17 Cu. Ft.  Ship Weight: 36 lbs</p>	1195	1255	1320	1380	1405	1445	1495	1545

Orders exceeding 3 consecutive units will be shipped with up to 3 preassembled units in per box.

Some assembly necessary to join preassembled units of 4 or more.

# SANTEE | Configurable Metal Chairs / Bariatric




## Ordering Requirements:

- Model Number
- Frame Finish
- Arm Cap Choice
- Fabric Choice

## Wood Arm Finishes:

Mahogany, Summit Cherry, Dark Cherry, Pacific Cherry, OFS Cherry, OCI Jade, OCI Espresso, Walnut, Cognac, OCI Light Cherry, Black Lacquer, CI Cherry, OCI Café, Natural Beech, Slate Grey & Smoke Grey

Refer to page 7 for OCI Seating Freight Program.

Model	Description	FABRIC GRADES							
		1 COM	2	3 COL	4	5	6	7	8
395-ST	 <p>Metal Guest Chair, Starter Unit Bariatric  33.4 W x 23.5 D x 32.5 H  Seat: 30.5 W x 19 D  Back: 30.5 W x 15.5 H  Seat Height: 17.5  Arm Height from Seat: 7.5  COM: 2.5 yds. Carton: 25 Cu. Ft.  Ship Weight: 51 lbs</p>	1965	2110	2195	2300	2365	2440	2530	2635
395-CU	 <p>Metal Guest Chair, Center Unit Bariatric  32 W x 23.5 D x 32.5 H  Seat: 30.5 W x 19 D  Back: 30.5 W x 15.5 H  Seat Height: 17.5  Arm Height from Seat: 7.5  COM: 2.5 yds. Carton: 25 Cu. Ft.  Ship Weight: 41 lbs</p>	1820	1965	2050	2155	2220	2295	2385	2490
395-EU	 <p>Metal Guest Chair, End Unit Bariatric  32 W x 23.5 D x 32.5 H  Seat: 30.5 W x 19 D  Back: 30.5 W x 15.5 H  Seat Height: 17.5  Arm Height from Seat: 7.5  COM: 2.5 yds. Carton: 25 Cu. Ft.  Ship Weight: 41 lbs</p>	1785	1930	2015	2120	2185	2260	2350	2455

Orders exceeding 3 consecutive units will be shipped with up to 3 preassembled units in per box.

Some assembly necessary to join preassembled units of 4 or more.

# SANTEE | Connecting and End Tables

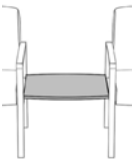


## Product Features:

- Laminate and Veneer top material options.  
With exposed plywood edge
- Edge on veneer top will match top finish color unless specified otherwise.
- Edge on laminate tops will be exposed plywood with a clear coat finish as standard.
- All dimensions are nominal
- Veneer available in all OCI standard finishes
- Laminate available in 6 standard colors
- All tables come with brackets to mount to chair arm.
- Must specify where table is to be installed.

## Ordering Requirements:

- Model Number
- Surface Material
- Laminate or Wood Finish

Refer to page 7 for OCI Seating Freight Program.

Model	Description	Laminate	Veneer
 <p>T380-IT</p>	<p>Inner Connecting Table 21 W x 20 D x 17 H. Ship Weight: 20 lbs. Carton: 1 Cu. Ft.</p>	685	700
 <p>T380-CT</p>	<p>Corner Connecting Table 28 W x 28 D x 17 H. Ship Weight: 24 lbs. Carton: 9 Cu. Ft.</p>	1200	1260
 <p>T380-ET</p>	<p>End Connecting Table 10.5 W x 20 D x 17 H. Ship Weight: 16 lbs. Carton: 9 Cu. Ft.</p>	860	910

## Optional / Upgrades

For Custom Laminate or Custom Finish on Veneer,  
Please call for Special Pricing

## Standard Laminate Finishes:

White  
Black  
Fog  
Bleached Legno  
Millennium Oak  
Weathered Ash

## OCI Seating Finishes:

Mahogany, Summit Cherry, Dark Cherry,  
Pacific Cherry, OFS Cherry, OCI Jade, OCI  
Espresso, Walnut, Cognac, OCI Light Cherry,  
Black Lacquer, CI Cherry, OCI Café, Natural  
Beech, Slate Grey & Smoke Grey





## Product Features:

- Designed to coordinate with Santee seating line
- Laminate and veneer top material options
- Laminate and Veneer tops are .75" thick with natural exposed plywood edge
- Laminate available in 6 standard colors with clear coat finish exposed plywood edge
- For custom Laminate or Veneer options pre-approval is required. Please contact customer service
- Veneer available in all standard OCI finishes on Maple, please refer to our website for current veneer colors
- Veneer top edge will match top finish color unless specified
- Base comes standard in Silver finish
- All dimensions are nominal
- Starting Price \$1,450

### OCI Seating Finishes:

Mahogany, Summit Cherry, Dark Cherry, Pacific Cherry, OFS Cherry, OCI Jade, OCI Espresso, Walnut, Cognac, OCI Light Cherry, Black Lacquer, CI Cherry, OCI Café, Natural Beech, Slate Grey & Smoke Grey

### OCI Laminate Finishes:

White, Fog, Black, Bleached Legno, Millennium Oak & Weatherd Ash



Exposed Plywood 30° Bevel Edge

### Standard Metal Leg Finishes:

-S - Silver

### Optional Metal Leg Finish

-B - Black

\$175 List

### Optional / Upgrades

For Custom Laminate or Custom Finish on Veneer, Please call for Special Pricing

Refer to page 7 for OCI SEATING Freight Program.

# SANTEE | End & Coffee Tables | Designed by Chris Carter

## Ordering Requirements:

- Model Number
- Top Surface (-L or -V)
- Top Finish
- Base Finish
- Options if Applicable

## Standard Metal Leg Finishes:

-S - Silver

## Optional Metal Leg Finish - \$175 List

-B - Black

Refer to Page 7 for OCI SEATING Freight Program.

## OCI Laminate Finishes:



White, Fog, Black, Bleached Legno, Millennium Oak & Weatherd Ash

Special Size Tables can be made, starting from \$75 Net. Call OCI for more information and a price quote.

## OCI Seating Finishes:

Mahogany, Summit Cherry, Dark Cherry, Pacific Cherry, OFS Cherry, OCI Jade, OCI Espresso, Walnut, Cognac, OCI Light Cherry, Black Lacquer, CI Cherry, OCI Café, Natural Beech, Slate Grey & Smoke Grey



	Model	Dimensions	Laminate	Veneer
End Table				
	TS222222	22 W x 22 D x 22 H Weight: 24 lbs.	1450	1575
Coffee Table				
	TS303017	30 W x 30 D x 17 H Weight: 24 lbs.	1680	1810



### Product Features:

---

- Tubular steel base
- Relaxed seat geometry
- 300+ upholstery options available
- Black or silver base
- High-resilient foam
- Flared arms for added comfort
- In-stock fabric options for quick ship
- Starting price \$1,620 in-stock fabrics

### Standard Metal Leg Finishes:

- S - Silver
- B - Black

- When combining different grade fabric, use the higher grade.
- When combining fabric of the same grade, Two Tone \$75 List.

Refer to page 7 for OCI Seating Freight Program.

Refer to terms and conditions for general information regarding fabrics, finishes, warranty, freight, complete condition of sales and more.

Effective Date: 3/15/2025 | [ociseating.com](http://ociseating.com)

# BRASO | Lounge Seating

Product Features:

- Tubular steel base
- Relaxed seat geometry
- 300+ upholstery options available
- Black or silver base
- High-resilient foam
- Flared arms for added comfort
- In-stock fabric options for quick ship

For non KD products please refer to page 7 for  
OCI SEATING Freight Program.

Standard Metal Base Finishes:

- B - Black frame finish
- S - Silver frame finish



Model	Description	In-stock	FABRIC / LEATHER GRADES								
			Fabric	1 COM	2	3 COL	4	5	6	7	8
2510	4-Leg with Glides Seat: 21 W x 19.5 D Back: 20 W x 24 H Seat Height: 16.5 30 W x 33 D x 36 H COM: 3.25 Ship Weight: 53 lbs.	1620	1695	1775	1860	1925	1995	2060	2195	2305	NA

Optional / Upgrades

- Units are shipped with base off, necessary hardware is provided.

-In-stock Fabric Options



Azure  
#21



Cherry  
#43



Glow  
#148



Earth  
#27



Ash  
#204



---

### Product Features:

---

- Lounge, love seat and sofa models
- 6" raised legs allow for easy cleaning
- Accompanying tables available
- Metal base available in chrome, silver and black
- Optional solid wood tablet arm with side stow available
- Optional power unit available
- Optional cup holder available
- Starting list price \$1,845 COM/Grade 1
- 300 lb. Test Rating

### Standard Metal Base Finishes:

- C - Chrome
- S - Silver
- B - Black

### Optional / Upgrades

---

-Solid wood tablet arm with side stow	\$600 List
-Power unit (1 USB, 1 USB-C & 1 plug)	\$450 List
-Cup holder	\$195 List

Refer to page 7 for OCI Seating Freight Program.

Refer to terms and conditions for general information regarding fabrics, finishes, warranty, freight, complete condition of sales and more.

Effective Date: 3/15/2025 | [ociseating.com](http://ociseating.com)

# MASSO LITE | Reception Seating

## Product Features:

- Lounge, love seat and sofa models
- 6" raised legs allow for easy cleaning
- Accompanying tables available
- Metal base available in chrome, silver and black
- Optional solid wood tablet arm with side stow
- Optional power unit available
- Starting list price \$1,845 COM/Grade 1
- Optional cup holder
- 300 lb. test rating

## Standard Metal Base Finishes:


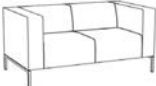
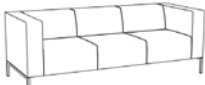
- C - Chrome
- S - Silver

## Optional Metal Base Finish:

- Black, Silver, Chrome - \$175 List



Refer to page 7 for OCI SEATING Freight Program.

Model	Description	FABRIC / LEATHER GRADES								
		1 COM	2	3 COL	4	5	6	7	8	L2
2401	Lounge Chair	1845	2025	2155	2215	2390	2515	2645	2800	3490
	Seat: 22 W x 20.5 D Seat Height: 17.5 Arm Height: 27.5 COM: 4.25 yds. Carton: 25 Cu. Ft. Ship Weight: 95 lbs.									
2402	Love Seat	2785	3055	3200	3380	3570	3755	4055	4185	5700
	Seat: 48 W x 20.5 D Seat Height: 17.5 Arm Height: 27.5 COM: 6 yds. Carton: 44 Cu. Ft. Ship Weight: 118 lbs.									
2403	Sofa	3565	3940	4055	4355	4635	4940	5435	5570	7350
	Seat: 69 W x 27.5 D Seat Height: 17.5 Arm Height: 27.5 COM: 7.75 yds. Carton: 58 Cu. Ft. Ship Weight: 140 lbs.									

## Optional / Upgrades

- Solid wood tablet arm with side stow
- power unit 1 USB, 1 USB-C & 1 plug)
- Cup holder

\$600 List  
\$450 List  
\$195 List

- When combining different grade fabric, use the higher grade.
- When combining fabric of the same grade, Two Tone \$75 List.



Product Features:

- Lounge, love seat and sofa models
- 6" raised legs allow for easy cleaning
- Relaxed Deep Set Seat for Ultimate Comfort
- High Resilient Lasting PolyFoam
- Engineered Wood Frames
- Field Replaceable Seats, Back and Arms
- Standard Wood Legs Available in OCI Standard and Custom Finishes
- 350 lb. test rating

OCI Seating Wood Finishes:

- Clear Maple, Summit Maple, CI Honey, Black Lacquer, CI Cherry, Cognac, Dark Cherry, Mahogany, Natural Beech, OCI Cafe, OCI Espresso, OCI Jade, OCI Light Cherry, OFS Cherry, Pacific Cherry, Slate Grey, Smoke Grey, Smoke Grey, Summit Cherry, Walnut

Optional / Upgrades

- |  |            |
|--|------------|
| - Power unit (1 USB, 1 USB-C & 1 plug) | \$450 List |
|--|------------|



# REZI | Reception Seating

## Product Features:

- Lounge, love seat and sofa models
- 6" raised legs allow for easy cleaning
- Relaxed Deep Set Seat for Ultimate Comfort
- High Resilient Lasting PolyFoam
- Engineered Wood Frames
- Field Replaceable Seats and Back
- Wood Legs Available in all OCI Standard and Custom Finishes
- 350 lb. test rating

## OCI Seating Wood Finishes:

-Clear Maple, Summit Maple, CI Honey, Black Lacquer, CI Cherry, Cognac, Dark Cherry, Mahogany, Natural Beech, OCI Cafe, OCI Espresso, OCI Jade, OCI Light Cherry, OFS Cheryy, Pacific Cherry, Slate Grey, Smoke Grey, Summit Cherry, Walnut



Refer to page 7 for OCI SEATING Freight Program.

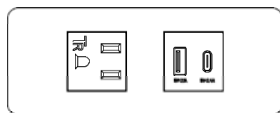
Model	Description	FABRIC / LEATHER GRADES								
		1 COM	2	3 COL	4	5	6	7	8	L2
3701	Lounge Chair 31.5"W x 32"D x 32"H Seat: 24"W x 20"D Seat Height: 17.5" Arm Height: 23.5" COM: 4.25 yds. Carton: 25 Cu. Ft. Ship Weight: 65 lbs.	1940	2120	2250	2310	2485	2610	2740	2895	3940
3702	Love Seat 55.5"W x 32"D x 32"H Seat: 48"W x 20"D Seat Height: 17.5" Arm Height: 23.5" COM: 6 yds. Carton: 44 Cu. Ft. Ship Weight: 93.5 lbs.	3110	3380	3525	3705	3895	4140	4465	4595	5860
3703	Sofa 74.5"W x 32 D x 32" H Seat: 72"W x 20"D Seat Height: 17.5" Arm Height: 23.5" COM: 7.75 yds. Carton: 58 Cu. Ft. Ship Weight: 122 lbs.	3900	4255	4390	4655	4890	5195	5525	5770	7775

## Optional / Upgrades

- Power unit (1 USB, 1 USB-C & 1 plug)

\$450 List

- When combining different grade fabric, use the higher grade.
- When combining fabric of the same grade, Two Tone \$75 List.





## Product Specifications:

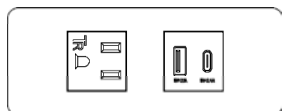
- Engineered wood frames with web suspension
- A modern and flexible design for today's collaborative hospitality and open plan environments
- Combine various options to fit any space
- Standard poly glides
- Optional standard casters or locking casters available
- 6 laminate top finishes available
- Seat, bench tables, and ottomans (except round) can be specified with power unit option

## Optional / Upgrades

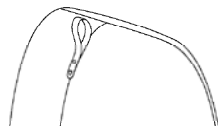
- Standard Casters	No Charge
- Self-Locking Caster (moveable when weight is added)	\$100 List
- Sit Break Caster (moveable when weight is removed)	\$100 List
- Solid Wood Tablet with Telescopic Pole	\$600 List
- Ganging Option	\$120 List
- CPNM- Power Node Module	\$450 List



- RPNM- Power Node Module	\$450 List
---------------------------	------------



- Back Handle	\$240 List
---------------	------------



Refer to page 7 for OCI Seating Freight Program.

## Custom Embroidery:

Optional custom embroidery offers an exceptional way to showcase your company, school or organization's logo on our upholstered chair backs. The embroidery can be done in a wide range of colors, shapes, and sizes to suit your design preferences all at a competitive cost and with quick turnaround times.

Please refer to page 10 for OCI Seating Custom Embroidery or call OCI customer service for more information.

## Fabric Approval:

**All Graded and COM fabrics must be approved** for upholstery. COM samples must be provided for testing.

Most graded fabrics are approved

- When combining different grade fabric, use the higher grade
- When combining fabric of the same grade, Two Tone \$75 List

## OCI Seating Finishes:

- 300+ fabric options available

## OCI Laminate Finishes:

- White, Fog, Black, Bleached Legno, Millennium Oak and Weathered Ash

Optional power unit consists of 1 power module, 1 USB & 1 USB-C port. Six-foot power cord is standard. Silver flush mounted cover plate. Units will be located on right front as seated unless otherwise specified.

# KOVA | Standard Seating

## Product Features:

- Engineered wood frames with web suspension
- A modern and interchangeable design for today's collaborative hospitality and open plan environments
- Combine various options into a configuration that suits your unique space
- Standard poly glides
- Optional tablet arm with telescopic pole
- 6 laminate top finishes available
- Seat, bench tables, and ottomans (except round) can be specified with power unit option
- 300 LB Test Rating



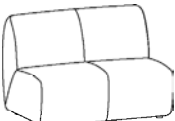
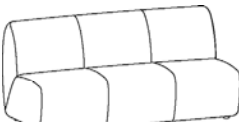


## OCI Laminate Finishes:

- White, Fog, Black, Bleached Legno, Millennium Oak and Weathered Ash

Optional power unit consists of 1 power module, 1 USB & 1 USB-C port. Six-foot power cord is standard. Silver flush mounted cover plate. Units will be located on right front as seated unless otherwise specified.



Refer to page 7 for OCI SEATING Freight Program.

Model	Description	FABRIC / LEATHER GRADES								
		1 COM	2	3 COL	4	5	6	7	8	L2
3400	Lounge 27" W x 36" D x 33" H Seat: 27" W x 20.5" D Seat Height: 18 COM: 3.5 yds. Carton: 24 Cu. Ft. Ship Weight: 42 lbs.	2100	2310	2415	2520	2680	2830	2940	3100	NA
										
3401	Extended Lounge 29" W x 36" D x 33" H Seat: 29" W x 20.5" D Seat Height: 18 COM: 3.75 yds. Carton: 24 Cu. Ft. Ship Weight: 45 lbs.	2225	2435	2540	2645	2805	2955	3065	3225	NA
										
3402	Love Seat 48" W x 36" D x 33" Seat: 48" W x 20.5" D Seat Height: 18 COM: 5 yds. Carton: 41 Cu. Ft. Ship Weight: 62 lbs.	3250	3515	3645	3805	3985	4195	4355	4510	NA
										
3403	Sofa 72" W x 36" D x 33" H Seat: 72" W x 20.5" D Seat Height: 18 COM: 7 yds. Carton: 56 Cu. Ft. Ship Weight: 82 lbs.	3825	4115	4300	4555	4785	5080	5400	5640	NA
										
3422	2-Seat Bench 48" W x 34" D x 18" H Seat: 48" W x 34" D Seat Height: 18" COM: 2.50 yds. Carton: 19 Cu. Ft. Ship Weight: 36 lbs.	2000	2160	2315	2420	2580	2735	2840	3000	NA
										
3433	3-Seat Bench 72" W x 34" D x 18" H Seat: 72" W x 34" D Seat Height: 18" COM: 4 yds. Carton: 31 Cu. Ft. Ship Weight: 54 lbs.	2300	2710	2785	2920	3080	3230	3340	3500	NA
										

Refer to terms and conditions for general information regarding fabrics, finishes, warranty, freight, complete condition of sales and more.

Effective Date: 3/15/2025 | ociseating.com

# KOVA | Ottomans

## Product Features:

- Engineered wood frames with web suspension
- A modern and interchangeable design for today's collaborative hospitality and open plan environments
- Combine various options into a configuration that suits your unique space
- Standard poly glides
- Optional tablet arm with telescopic pole
- 6 laminate top finishes available
- Seat, bench tables, and ottomans (except round) can be specified with power unit option
- 300 LB Test Rating

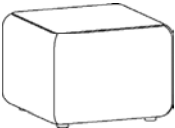
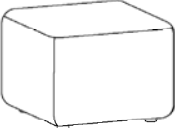

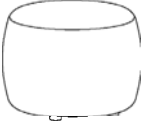
## OCI Laminate Finishes:

- White, Fog, Black, Bleached Legno, Millennium Oak and Weathered Ash

Optional power unit consists of 1 power module, 1 USB & 1 USB-C port. Six-foot power cord is standard. Silver flush mounted cover plate. Units will be located on right front as seated unless otherwise specified.



Refer to page 7 for OCI SEATING Freight Program.

Model	Description		FABRIC / LEATHER GRADES								L2
			1 COM	2	3 COL	4	5	6	7	8	
Square Ottomans											
	3424T 24" Square Laminate Top	24"W x 24"D x 17"H COM: 1.25 yds. Carton: 9 Cu. Ft. Weight: 28 lbs.	2045	2165	2245	2335	2440	2520	2625	2730	NA
	3430T 30" Square Laminate Top	30"W x 30"D x 17"H COM: 1.50 yds. Carton: 11 Cu. Ft. Weight: 36 lbs.	2369	2489	2569	2659	2764	2844	2949	3054	NA
	3424 24" Square Soft Top	24"W x 24"D x 18"H COM: 2 yds. Carton: 9 Cu. Ft. Weight: 27 lbs.	1300	1420	1500	1590	1695	1775	1880	1985	NA
	3430 30" Square Soft Top	30"W x 30"D x 18"H Com: 2.25 yds. Carton: 11 Cu. Ft. Weight: 34lbs.	1755	1875	1955	2045	2150	2230	2335	2240	NA
Round Ottomans											
	3424RT 24" Round Laminate Top	24" Dia x 17"H COM: 1.25 yds. Carton: 9 Cu. Ft. Weight: 21 lbs.	2171	2291	2371	2461	2566	2646	2751	2856	NA
	3430RT 30" Round Laminate Top	30" Dia x 17"H COM: 1.50 yds. Carton: 11 Cu. Ft. Weight: 26 lbs.	2676	2796	2876	2966	3071	3151	3256	3361	NA
	3424R 24" Round Soft Top	24" Dia x 18"H COM: 2 yds. Carton: 9 Cu. Ft. Weight: 19 lbs.	1425	1545	1625	1715	1820	1900	2005	2110	NA
	3430R 30" Round Soft Top	30" Dia x 18"H COM: 2.25 yds. Carton: 11 Cu. Ft. Weight: 24 lbs.	1925	2025	2125	2215	2320	2400	2505	2610	NA

Refer to terms and conditions for general information regarding fabrics, finishes, warranty, freight, complete condition of sales and more.

Effective Date: 3/15/2025 | ociseating.com



## Product Features:

---

- Optional Clean out between seat and back
- Engineered 18mm Birch frame
- Optional field replacement seat, back and arms
- Pattern match and many upholstery options available
- Chrome, black or silver leg options available
- High resilient long lasting polyfoam
- Optional solid wood tablet with side stow
- Optional power unit (1 Power/2 USB) with 6 cord
- Starting Price \$1,810 Com/Grade 1

## Standard Metal Leg Finishes:

- S - Silver
- B - Black
- C - Chrome

- When combining different grade fabric, use the higher grade.
- When combining fabric of the same grade, Two Tone \$75 List.

## Optional / Upgrades

---

-Solid wood tablet arm with side stow	\$600 List
-Power unit (1 USB, 1 USB-C & 1 plug)	\$450 List

Refer to page 7 for OCI Seating Freight Program.

Refer to terms and conditions for general information regarding fabrics, finishes, warranty, freight, complete condition of sales and more.

Effective Date: 3/15/2025 | ociseating.com

# OCEANA | Reception Seating

## Ordering Requirements:

- Model Number
- Frame Finish
- Arm Cap Choice
- Fabric Choice



Refer to page 7 for OCI Seating Freight Program.

Model	Description	FABRIC / LEATHER GRADES								
		1 COM	2	3 COL	4	5	6	7	8	L2
3101	Lounge Chair 27 W x 27.75 D x 31 H Seat: 22 W x 19.5 D Seat Height: 17.75 Arm Height: 27.25 COM: 4.25 yds. Carton: 19 Cu. Ft. Ship Weight: 44 lbs.	1810	1985	2085	2210	2350	2520	2625	2785	3435
3102	Love Seat 53.5 W x 27.75 D x 31 H Seat: 48.5 W x 19.5 D Seat Height: 17.75 Arm Height: 27.25 COM: 6 yds. Carton: 39 Cu. Ft. Ship Weight: 70 lbs.	2975	3245	3390	3570	3760	4005	4330	4460	5355
3103	Sofa 76.5 W x 27.75 D x 31 H Seat: 71.5 W x 19.5 D Seat Height: 17.75 Arm Height: 27.25 COM: 7.75 yds. Carton: 54 Cu. Ft. Ship Weight: 82 lbs.	3730	4085	4220	4485	4720	5025	5355	5600	7305
3111	Lounge Chair 27 W x 27.75 D x 31 H Seat: 22 W x 19.5 D Seat Height: 17.75 Arm Height: 27.25 COM: 4.25 yds. Carton: 19 Cu. Ft. Ship Weight: 44 lbs.	1810	1985	2085	2210	2350	2520	2625	2785	3435
3112	Love Seat 53.5 W x 27.75 D x 31 H Seat: 48.5 W x 19.5 D Seat Height: 17.75 Arm Height: 27.25 COM: 6 yds. Carton: 39 Cu. Ft. Ship Weight: 70 lbs.	2975	3245	3390	3570	3760	4005	4330	4460	5355
3113	Sofa 76.5 W x 27.75 D x 31 H Seat: 71.5 W x 19.5 D Seat Height: 17.75 Arm Height: 27.25 COM: 7.75 yds. Carton: 54 Cu. Ft. Ship Weight: 82 lbs.	3730	4085	4220	4485	4720	5025	5355	5600	7305






# OCEANA | Reception Seating

## Ordering Requirements:

- Model Number
- Frame Finish
- Arm Cap Choice
- Fabric Choice



Refer to page 7 for OCI Seating Freight Program.

Model	Description	FABRIC / LEATHER GRADES								
		1 COM	2	3 COL	4	5	6	7	8	L2
3121 	Lounge Chair Armless 22 W x 27.75 D x 31 H Seat: 22 W x 19.5 D Seat Height: 17.75 Arm Height: 27.25 COM: 2.5 yds. Carton: 16 Cu. Ft. Ship Weight: 36 lbs.	1565	1690	1775	1865	2045	2196	2298	2430	2645
3122 	Love Seat Armless 48.5 W x 27.75 D x 31 H Seat: 48.5 W x 19.5 D Seat Height: 17.75 Arm Height: 27.25 COM: 4.25 yds. Carton: 36 Cu. Ft. Ship Weight: 62 lbs.	2575	2780	2920	3120	3300	3525	3660	3900	4755
3123 	Sofa Armless 71.5 W x 27.75 D x 31 H Seat: 71.5 W x 19.5 D Seat Height: 17.75 Arm Height: 27.25 COM: 6 yds. Carton: 51 Cu. Ft. Ship Weight: 74 lbs.	3355	3730	3830	3965	4115	4215	4330	4385	4825





## Product Features:

- 18mm Chrome Stackable Tube Frame for all 4 Legged Versions
- 11mm Wire Chrome Metal Sled Base High Density Stacker
- Caster Option on Armless Frame
- 30" 4 Leg Stool Option Armless
- Standard Plastic Colors Available: Ebony, Indigo, Smoke & Cotton
- Stacks 6 on the Floor, 20 on the Cart (excludes M130 Stool)
- 300 lb. Test Rating
- UV Rated Plastic
- Lifetime Warranty
- Clean-Out Space
- Starts at \$365 List

## Standard Metal Frame Finishes:

-C - Chrome

## Optional Metal Frame Finish:

-S - Silver	\$65 List
-B - Black	\$65 List

## Standard Plastic Colors:

P10 Ebony  
P20 Indigo  
P30 Smoke  
P40 Cotton

## Optional / Upgrades

-GC - Ganging Connector (Available on ME120C only)	\$20 List
-HFC - Hard Floor Casters	\$45 List
-HFSLC - Hard Floor Self-Locking Caster (Available on ME110 only)	\$85 List
-MESC Stacking Cart	\$500 List

Refer to page 7 for OCI Seating Freight Program.

# MELITA | Guest and Stack Chairs

## PLASTIC BACK AND SEAT

### Ordering Requirements:

- Model Number
- Frame Finish
- Plastic Color
- Options as Applicable

Refer to page 7 for OCI SEATING Freight Program.



Model	Description						
ME100 	4 Leg Armless Guest Chair, Glides, Chrome Frame Plastic Back and Seat 19.75 W x 21 D x 33.5 H Seat: 17.25 W x 17 D Seat Height: 18 Ship Weight: 13 lbs.	385					
ME101 	4 Leg Loop Arm Guest Chair, Glides, Chrome Frame Plastic Back and Seat 23 W x 21 D x 33.5 H Seat: 17.25 W x 17 D Seat Height: 18 Arm Height: 25.5 Ship Weight: 16 lbs.	485					
ME110 	4 Leg Armless Guest Chair, Casters, Chrome Frame Plastic Back and Seat 19.75 W x 21 D x 33.5 H Seat: 17.25 W x 17 D Seat Height: 18 Ship Weight: 14 lbs	385					
ME120 	Sled Armless Guest Chair, Glides, Chrome Frame Plastic Back and Seat 19.75 W x 21 D x 33.5 H Seat: 17.25 W x 17 D Seat Height: 18 Ship Weight: 14 lbs	360					
ME130 	4 Leg Armless Stool, Glides, Chrome Frame Plastic Back and Seat 19.75 W x 21 D x 45 H Seat: 17.25 W x 17 D Seat Height: 30 Ship Weight: 19 lbs	555					

# MELITA | Guest and Stack Chairs






## PLASTIC BACK AND UPHOLSTERED SEAT

### Ordering Requirements:

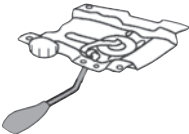
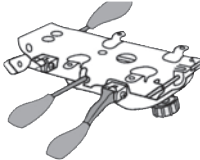
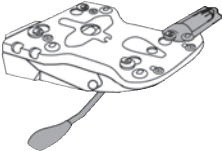
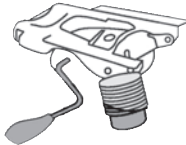
- Model Number
- Frame Finish
- Plastic Color
- Upholstery Selections
- Options as Applicable

Refer to page 7 for OCI SEATING Freight Program.



Model	Description		1 COM	2	FABRIC GRADES					8
					3 COL	4	5	6	7	
ME100-SU	4 Leg Armless Guest Chair, Glides, Chrome Frame Plastic Back and Upholstered Seat 19.75 W x 21 D x 33.5 H Seat: 17.25 W x 17 D Seat Height: 18 COM: .75 yds. Ship Weight: 14 lbs	500	535	580	625	655	685	720	765	
										
ME101-SU	4 Leg Loop Arm Guest Chair, Glides, Chrome Frame Plastic Back and Upholstered Seat 23 W x 21 D x 33.5 H Seat: 17.25 W x 17 D Seat Height: 18 Arm Height: 25.5 COM: .75 yds. Ship Weight: 17 lbs.	595	600	645	690	720	750	785	830	
										
ME110-SU	4 Leg Armless Guest Chair, Caster, Chrome Frame Plastic Back and Upholstered Seat 19.75 W x 21 D x 33.5 H Seat: 17.25 W x 17 D Seat Height: 18 COM: .75 yds. Ship Weight: 15 lbs	500	535	580	625	655	685	720	765	
										
ME120-SU	Sled Armless Guest Chair, Glides, Chrome Frame Plastic Back and Upholstered Seat 19.75 W x 21 D x 33.5 H Seat: 17.25 W x 17 D Seat Height: 18 COM: .75 yds. Ship Weight: 15 lbs	470	505	550	595	625	655	690	735	
										
ME130-SU	4 Leg Armless Stool, Glides, Chrome Frame Plastic Back and Upholstered Seat 19.75 W x 21 D x 45 H Seat: 17.25 W x 17 D Seat Height: 30 COM: .75 yds. Ship Weight: 20 lbs		670	705	750	795	825	855	890	935
										

# CHAIR MECHANISMS & CONTROLS

<p><b>(0) BASIC TASK - Single Paddle Mechanism</b></p>  <p>For use with task and computer work. The Basic Task has simple adjustments and works for casual meeting.</p> <p>Swivels 360°   Horizontal back rest depth   Gas cylinder seat height adjustment.</p> <p>\$85 List</p>	<p><b>(2) POSTURE TILT - 3 Paddle Mechanism</b></p>  <p>Used for executives, managers and conference rooms. Posture Tilt offers tilt back and rock or lock in upright position for tasking and has separate back lumbar adjustment.</p> <p>Swivels 360°   Seat and back tilt as unit   Gas cylinder seat height   Upright position tilt lock   Tilt tension control   Ratchet back height adjustment   Independent back adjustment</p> <p>\$200 List</p>
<p><b>(6) SYNCHRO - 2 Paddle Mechanism</b></p>  <p>Synchronized tilting action allows the user's feet to remain on the floor as they tilt backwards.</p> <p>Swivels 360°   5 position tilt lock   Gas cylinder seat height adjustment   Tilt tension control   Seat and back tilt in a 1:2 synchronized ratio.</p> <p>\$260 List</p>	<p><b>(5) DELUXE KNEE TILT - Single Paddle Mechanism</b></p>  <p>Used for executives, managers and conference rooms. The best of traditional tilt with a full range of movement.</p> <p>Swivels 360°   Independent articulating seat   Seat and back tilt as unit   Gas cylinder seat height adjustment   Upright position tilt lock   Tilt tension control   Reduced rise of front seat edge</p> <p>\$200 List</p>

Shipping and handling charges will apply on all parts orders.

# AMI | Task Seating

## Product Features:

- Injection Molded Outer Frame
- 8-position Adjustable Arms
- Frame and Arms Made From Reinforced Glass Filled Nylon
- Swivel-Tilt and Knee-Tilt Available
- Stool Models (-SK) have Standard 8" Gas Lift & Adjustable Foot Ring
- Dual Wheel Casters for Use on Multiple Surfaces
- Upgraded Optional Fabric Seat Choices
- Mechanism functions on page 86
- 300 lb. Test Rating





## • Standard Back and Mesh Options:

- BB - Black Nylon Back/Arms with Black Mesh and Black Fabric Seat with Black Base
- BG - Black Nylon Back/Arms with Grey Mesh and Grey Fabric Seat with Black Base
- SWG - Soft White Nylon Back/Arms with Grey Mesh and Grey Fabric Seat with Soft White Base



Qualifies for OCI Seating KD Freight Program. Please refer to page 7 for more information. Orders of six (6) chairs or more combined in one shipment are freight free anywhere in the continuous 48 states in the U.S. Five (5) chairs or less are subject to a \$95 freight surcharge.






Model	Description	Standard Config.	QUICK SHIP	FABRIC / LEATHER GRADES								
				1 COM	2	3 COL	4	5	6	7	8	L2
	 Black Frame With Black Mesh Back Adjustable Arm Black Poly Base Swivel-Tilt Seat: 19.5 W x 17.5 D Back: 18.75 W x 21 H Seat Height: 16.75 - 21.5 25.5 W x 24.75 D x 36.75 - 31.5 H COM: 1.0 yds. Ship Weight: 26 lbs.	-BB	595	660	710	755	795	830	870	910	975	NA
		-BG	595	660	710	755	795	830	870	910	975	NA
		-SWG	680	745	795	840	880	915	955	995	1060	NA
	 Black Frame With Black Mesh Back Adjustable Arm Black Poly Base Knee-Tilt Seat: 19.5 W x 17.5 D Back: 18.75 W x 21 H Seat Height: 16.75 - 21.5 25.5 W x 24.75 D x 36.75 - 31.5 H COM: 1.0 yds. Ship Weight: 26 lbs.	-BB	680	745	795	840	880	915	955	995	1060	NA
		-BG	680	745	795	840	880	915	955	995	1060	NA
		-SWG	765	830	880	925	965	1000	1040	1080	1145	NA

## Optional / Upgrades:

-TCB Trendi chrome base	\$175 List
-HF Casters	\$35 List
-SK Stool Kit	\$225 List
-Knee-Tilt	\$95 List

## -Upgraded Optional Fabric Seat Choices - \$50 List (Add to Quick Ship cost)

						
Black A1	Grey A3	Crimson F2	Ocean F5	Tangerine F6	Teal F7	Lime F4

# SCORE | Task/Guest Seating

## Product Features:

- In Stock Black or Grey Fabric
- Basic Synchro Tilt Mechanism w/Lock in Upright Position
- Fixed or Adjustable Up/Down Arms
- Chrome Base Optional
- Stool Model (S-126-F-SK or S-126-A-SK) has Standard 8" Gas Lift & Adjustable Foot Ring
- Mechanism functions on page 86
- 300 lb. Test Rating



Qualifies for OCI Seating KD Freight Program.  
Please refer to page 7 for more information.

Orders of six (6) chairs or more combined in one shipment are freight free anywhere in the continuous 48 states in the U.S. Five (5) chairs or less are subject to a \$95 freight surcharge.



Model	Description		QUICK SHIP	FABRIC / LEATHER GRADES								L2
				1 COM	2	3 COL	4	5	6	7	8	
S-16	Cantilever Chair, Black or Grey Fabric Seat and Mesh Back Fixed Arm Seat: 19 W x 18 D Back: 19 W x 19.5 H Seat Height: 18.25 36.5 OV H x 24 OV W COM: 1.0 yds. Ship Weight: 38 lbs.		635	695	745	790	830	865	905	945	1010	NA
S-126-F	Black or Grey Fabric Seat and Mesh Back Fixed Arm, Standard Black Base Basic Synchro Tilt w/Lock in Upright Position Seat: 19 W x 18 D Back: 19 W x 19.5 H Seat Height: 17 - 21 39.75 OV H x 24 OV W COM: 1.0 yds. Ship Weight: 39 lbs.		670	730	780	825	865	900	940	980	1045	NA
S-126-A	Black or Grey Fabric Seat and Mesh Back Adjustable Up/Down Arm, Standard Black Base Basic Synchro Tilt w/Lock in Upright Position Seat: 19 W x 18 D Back: 19 W x 19.5 H Seat Height: 17 - 21 39.75 OV H x 24 OV W COM: 1.0 yds. Ship Weight: 39 lbs.		680	740	790	835	875	910	950	990	1055	NA

## Optional / Upgrades:

-CT Chrome Thunder Base Model	\$175 List
-SK Stool Kit	\$225 List

# OVATION V | Task Seating

## Product Features:

- Standard Seat Slider
- 4 Way Adjustable Up/Down In/Out Arms with Sliding Pad
- Ratchet Back Height Adjustment and Adjustable Lumbar
- Optional Headrest
- Stool Models (-SK) have Standard 8" Gas Lift & Adjustable Foot Ring
- Choose from Black or Grey Mesh Back on the OV-436
- Mechanism functions on page 86
- 300 lb. Test Rating



Qualifies for OCI Seating KD Freight Program.  
Please refer to page 7 for more information.

Orders of six (6) chairs or more combined in one shipment are freight free anywhere in the continuous 48 states in the U.S. Five (5) chairs or less are subject to a \$95 freight surcharge.



Model	Description		QUICK SHIP	FABRIC / LEATHER GRADES								L2
				1 COM	2	3 COL	4	5	6	7	8	
OV-436	Black Fabric Seat and Mesh Back Adjustable Arm Black Poly Base Syncro Tilt w/Seat Slider and (3) position Back Lock Seat: 20 W x 19 D Back: 21.5 W x 22 H Seat Height: 17.5 - 21.5 42.5 OV H x 25.5 OV W COM: 1.0 yds. Ship Weight: 59 lbs.		1140	1200	1250	1295	1335	1370	1410	1450	1515	NA
OV-438-M	Black Mesh Seat and Back Adjustable Arm Aluminum Base Cable Activated Syncro Tilt w/Seat Slider and (3) position Back Lock Seat: 20 W x 19 D Back: 21.5 W x 22 H Seat Height: 17.5 - 21.5 42.5 OV H x 25.5 OV W COM: 1.0 yds. Ship Weight: 59 lbs.		1285									

## Optional / Upgrades:

-CT Chrome Thunder Base Model	\$175 List
-OV-HR Optional Headrest	\$135 List
-HF Casters	\$35 List
-SK Stool Kit	\$260 List

## TRENDI All Mesh | Task Chairs

### Product Features:

- Standard Frame/Mesh/Base Combinations:
- BB - Black Poly Frame and Black Mesh Seat and Back with Black Poly Base
- Advanced Synchro Tilt Mechanism
- 5-Way Adjustable Up/Down with Sliding Pad forward/back, Left/Right, In/Out
- Seat Slider and Adjustable Lumbar
- 300 lb. Test Rating
- Mechanism functions on page 86




Qualifies for OCI Seating KD Freight Program.  
Please refer to page 7 for more information.

Orders of six (6) chairs or more combined in one shipment are freight free anywhere in the continuous 48 states in the U.S. Five (5) chairs or less are subject to a \$95 freight surcharge.

For non KD products please refer to page 7 for OCI SEATING Freight Program.



Model	Description	Standard Config.	QUICK SHIP	FABRIC / LEATHER GRADES								L2
				1 COM	2	3 COL	4	5	6	7	8	
TR-838-All Mesh 	Seat: 19.5 W x 19.5 D Back: 18.5 W x 18 H Seat Height: 17.5 - 20.5 35 - 38 OV H x 25 OV W COM: .75 yds. Ship Weight: 55 lbs. (x2)	-BB	1050	NA	NA	NA	NA	NA	NA	NA	NA	NA

### Optional / Upgrades

-TCB Trendi chrome base \$175 List



# TRENDI Black Frame | Task, Guest and Nesting Chairs

## Product Features:

- Standard Back/Mesh/Frame Combinations:
- BB - Black Poly Back/Arms with Black Mesh and Black Fabric Seat and Black Metal Frame
- Advanced Synchro Tilt Mechanism
- 3 Way Adjustable Up/Down with Sliding Pad forward/back, Left or Right
- Seat Slider and Adjustable Lumbar
- 300 lb. Test Rating
- Mesh color and seat fabric color must be specified if different from Standard
- Mechanism functions on page 86







Qualifies for OCI Seating KD Freight Program.  
Please refer to page 7 for more information.

Orders of six (6) chairs or more combined in one shipment are freight free anywhere in the continuous 48 states in the U.S. Five (5) chairs or less are subject to a \$95 freight surcharge.

For non KD products please refer to page 7 for OCI SEATING Freight Program.

-M - Mesh Color, See Codes Below (Ex. M1)  
-F - Fabric Color, See Codes Below (Ex. F3)  
-S - Silver Frame Option










Model	Description	Standard Config.	QUICK SHIP	FABRIC / LEATHER GRADES								
				1 COM	2	3 COL	4	5	6	7	8	L2
TR-638 	Seat: 19.5 W x 18.5 D Back: 18.25 W x 22.5 H Seat Height: 18.5 - 21.5 39.5 - 42.75 OV H x 26.5 OV W COM: .75 yds. Ship Weight: 42 lbs.	 -BB	840	905	950	990	1025	1060	1100	1150	1200	NA
TR-20 	Seat: 19.5 W x 19.5 D Back: 18.5 W x 18 H Seat Height: 17.5 - 20.5 35 - 38 OV H x 25 OV W COM: .75 yds. Ship Weight: 55 lbs. (x2)	-BB	745	805	855	900	940	975	1015	1055	1120	NA
TR-15 	Seat: 18.25 W x 18.25 D Back: 18.5 W x 18 H Seat Height: 18.5 35 OV H x 23.25 OV W COM: .75 yds. Ship Weight: 70 lbs. (x3)	-BB	730	790	840	885	925	960	1000	1040	1105	NA








## Optional / Upgrades

-TCB Trendi chrome base	\$175 List
-Poly C-Arm (PCA)	\$200 List
-Stool Kit	\$225 List

## -Upgraded Optional Fabric Seat Choices - \$50 List (Add to Quick Ship cost)

						
Black F1	Grey F3	Crimson F2	Ocean F5	Tangerine F6	Teal F7	Lime F4

## -Upgraded Optional Mesh Back Choices - \$95 List

						
Black M1	Grey M3	Crimson M2	Ocean M5	Tangerine M6	White M7	Lime M4

# TRENDI White Frame | Task, Guest and Nesting Chairs

## Product Features:

- Standard Back/Mesh/Frame Combination:
- WG- White Poly Back/Arms with Grey Mesh and Grey Fabric Seat and Silver Metal Frame and Polished Chrome Base When Applicable
- Advanced Synchro Tilt Mechanism
- 3 Way Adjustable Up/Down with Sliding Pad forward/back, Left or Right
- Seat Slider and Adjustable Lumbar
- Mesh color and seat fabric color must be specified if different from Standard
- Mechanism functions on page 86







Qualifies for OCI Seating KD Freight Program.  
Please refer to page 7 for more information.

Orders of six (6) chairs or more combined in one shipment are freight free anywhere in the continuous 48 states in the U.S. Five (5) chairs or less are subject to a \$95 freight surcharge.

For non KD products please refer to page 7 for OCI SEATING Freight Program.

-M - Mesh Color, See Codes Below (Ex. M1)  
-F - Fabric Color, See Codes Below (Ex. F3)










Model	Description	Standard Config.	QUICK SHIP	FABRIC / LEATHER GRADES								L2
				1 COM	2	3 COL	4	5	6	7	8	
 TR-638	Seat: 19.5 W x 18.5 D Back: 18.25 W x 22.5 H Seat Height: 18.5 - 21.5 39.5 - 42.75 OV H x 26.5 OV W COM: .75 yds. Ship Weight: 42 lbs.	 -WG	925	985	1035	1080	1120	1155	1195	1235	1280	NA
 TR-20	Seat: 19.5 W x 19.5 D Back: 18.5 W x 18 H Seat Height: 17.5 - 20.5 35 - 38 OV H x 25 OV W COM: .75 yds. Ship Weight: 55 lbs. (x2)	-WG	780	845	890	935	975	1010	1050	1090	1155	NA
 TR-15	Seat: 18.25 W x 18.25 D Back: 18.5 W x 18 H Seat Height: 18.5 35 OV H x 23.25 OV W COM: .75 yds. Ship Weight: 70 lbs. (x3)	-WG	805	865	915	960	1000	1035	1075	1115	1180	NA

## Optional / Upgrades








-Poly C-Arm (PCA)  
-Stool Kit

\$200 List  
\$225 List

-Upgraded Optional Fabric Seat Choices - \$50 List (Add to Quick Ship cost)

						
Black F1	Grey F3	Crimson F2	Ocean F5	Tangerine F6	Teal F7	Lime F4

-Upgraded Optional Mesh Back Choices - \$95 List

						
Black M1	Grey M3	Crimson M2	Ocean M5	Tangerine M6	White M7	Lime M4

# TRENDI 2.0 | Task Seating

## Product Features:

- Standard Back/Mesh/Frame Combinations:
- BB - Black Poly Back/Arms with Black Mesh and Black Fabric Seat with Black Poly Base
- GG- Grey Poly Back/Arms with Grey Mesh and Grey Fabric Seat with Grey Poly Base
- Upgraded Optional Fabric Seat Choices
- Upgraded Optional Mesh Back Choices
- Advanced Synchro Tilt Mechanism
- 3 Way Adjustable Up/Down with Sliding Pad forward/back, Left or Right
- Seat Slider and Side Tension Adjustment
- 300 lb. Test Rating
- Mechanism functions on page 86




Qualifies for OCI Seating KD Freight Program.

Please refer to page 7 for more information.

Orders of six (6) chairs or more combined in one shipment are freight free anywhere in the continuous 48 states in the U.S. Five (5) chairs or less are subject to a \$95 freight surcharge.

For non KD products please refer to page 7 for OCI SEATING Freight Program.



Model	Description	Standard Config.	QUICK SHIP	FABRIC / LEATHER GRADES								L2
				1 COM	2	3 COL	4	5	6	7	8	
 TR-638-2.0 Seat: 19.5 W x 18.5 D Back: 18.25 W x 22.5 H Seat Height: 18.5 - 21.5 39.5 - 42.75 OV H x 26.5 OV W COM: .75 yds. Ship Weight: 42 lbs.		BB	860	925	970	1010	1045	1080	1120	1170	1220	NA
		-GG	900	965	1010	1050	1085	1120	1160	1210	1260	NA

## Optional / Upgrades

-HF Casters	\$35 List
-Poly C-Arm (PCA)	\$200 List
-TCB Trendi Chrome Base	\$175 List

## -Upgraded Optional Fabric Seat Choices - \$50 List (Add to Quick Ship cost)

Black F1	Grey F3	Crimson F2	Ocean F5	Tangerine F6	Teal F7	Lime F4

## -Upgraded Optional Mesh Back Choices - \$95 List

Black M1	Grey M3	Crimson M2	Ocean M5	Tangerine M6	White M7	Lime M4

- Chairs ship KD (1 unit per carton) with Tools Required for Assembly

# TRENDI 2.0 | Guest Seating

## Product Features:

- Standard Back/Mesh/Frame Combinations:
- BB - Black Poly Back/Arms with Black Mesh and Black Fabric Seat and Black Metal Frame
- BG - Black Poly Back/Arms with Grey Mesh and Grey Fabric Seat and Black Metal Frame
- WG - White Poly Back/Arms with Grey Mesh and Grey Fabric Seat and Silver Metal Frame with chrome polished base
- GG - Grey Poly Back/Arms with Grey Mesh and Grey Fabric Seat and Silver Metal Frame
- Order must include product model number and standard configuration code
- Upgraded Optional Fabric Seat Choices
- Upgraded Optional Mesh Back Choices
- Metal frame finish, mesh color, and seat fabric color must be specified if Different from Standard Configuration





Qualifies for OCI Seating KD Freight Program.  
Please refer to page 7 for more information.

Orders of six (6) chairs or more combined in one shipment are freight free anywhere in the continuous 48 states in the U.S. Five (5) chairs or less are subject to a \$95 freight surcharge.

For non KD products please refer to page 7 for OCI SEATING Freight Program.



- S - Silver Metal Frame
- B - Black Metal Frame
- M - Mesh Color, See Codes Below (Ex. M1)
- F - Fabric Color, See Codes Below (Ex. F3)

Model	Description	Standard Config.	QUICK SHIP	FABRIC / LEATHER GRADES								L2
				1 COM	2	3 COL	4	5	6	7	8	
 TR-10 4-Leg with Glides Seat: 18 W x 18 D Back: 18.5 W x 18 H Seat Height: 17 22.25 W x 25 D x 35 H COM: .75 Ship Weight: 30 lbs.	-BB		595	660	705	745	780	815	855	905	955	NA
	-BG		595	660	705	745	780	815	855	905	955	NA
	-WG		650	715	760	800	835	870	910	960	1010	NA
	-GG		650	715	760	800	835	870	910	960	1010	NA
 TR-11 4-Leg with Casters Seat: 18 W x 18 D Back: 18.5 W x 18 H Seat Height: 17 22.25 W x 25 D x 35 H COM: .75 yds. Ship Weight: 30 lbs.	-BB		635	700	745	785	820	855	895	945	995	NA
	-BG		635	700	745	785	820	855	895	945	995	NA
	-WG		685	750	795	835	870	905	945	995	1045	NA
	-GG		685	750	795	835	870	905	945	995	1045	NA

## Optional / Upgrades


-HF Casters

\$35 List


- Guest model orders that represent odd number quantities are subject to \$45 list per chair carton break fee.

- Chairs ship KD (2 units per carton) with Tools Required for Assembly

-Upgraded Optional Fabric Seat Choices - \$50 List (Add to Quick Ship cost)



-Upgraded Optional Mesh Back Choices - \$95 List



# TRENDI 2.0 | Management Seating

## Product Features:

- Standard Back/Mesh/Frame Combinations:
  - BB - Black Poly Back/Arms with Black Mesh and Black Fabric Seat and Black Metal Frame
  - BG - Black Poly Back/Arms with Grey Mesh and Grey Fabric Seat and Black Metal Frame
  - WG- White Poly Back/Arms with Grey Mesh and Grey Fabric Seat and Silver Metal Frame with chrome polished base
  - GG- Grey Poly Back/Arms with Grey Mesh and Grey Fabric Seat and Silver Metal Frame
- Order must include product model number and standard configuration code
- Upgraded Optional Fabric Seat Choices
- Upgraded Optional Mesh Back Choices
- Metal frame finish, mesh color, and seat fabric color must be specified if Different from Standard Configuration





Qualifies for OCI Seating KD Freight Program.  
Please refer to page 7 for more information.

Orders of six (6) chairs or more combined in one shipment are freight free anywhere in the continuous 48 states in the U.S. Five (5) chairs or less are subject to a \$95 freight surcharge.

For non KD products please refer to page 7 for OCI SEATING Freight Program.



- S - Silver Metal Frame
- B - Black Metal Frame
- M - Mesh Color, See Codes Below (Ex. M1)
- F - Fabric Color, See Codes Below (Ex. F3)

Model	Description	Standard Config.	QUICK SHIP	FABRIC / LEATHER GRADES								
				1 COM	2	3 COL	4	5	6	7	8	L2
 TR-40 Seat: 18.5 W x 18 Back: 18.5 W x 18 H Seat Height: 16 - 21 25.25 W x 25 D x 35 - 39.5 H COM: .75 yds. Ship Weight: 31 lbs.		-BB	665	730	775	815	850	885	925	975	1025	NA
		-BG	665	730	775	815	850	885	925	975	1025	NA
		-WG	740	805	850	890	925	960	1000	1050	1100	NA
		-GG	740	805	850	890	925	960	1000	1050	1100	NA
 TR-40-SK Seat: 18.5 W x 18 D Back: 18.5 W x 18 H Seat Height: 21.5 - 28.75 25.25 W x 25 D x 40.5 - 47.75 H COM: .75 yds. Ship Weight: 34 lbs.		-BB	880	945	990	1030	1065	1100	1140	1190	1240	NA
		-BG	880	945	990	1030	1065	1100	1140	1190	1240	NA
		-WG	955	1020	1065	1105	1140	1175	1215	1265	1315	NA
		-GG	955	1020	1065	1105	1140	1175	1215	1265	1315	NA

## Optional / Upgrades

- HF Casters \$35 List
- TCB Trendi chrome base \$175 List

## -Upgraded Optional Fabric Seat Choices - \$50 List (Add to Quick Ship cost)

Black F1	Grey F3	Crimson F2	Ocean F5	Tangerine F6	Teal F7	Lime F4

## -Upgraded Optional Mesh Back Choices - \$95 List

Black M1	Grey M3	Crimson M2	Ocean M5	Tangerine M6	White M7	Lime M4



# TRENDI 2.0 | Guest Stool Seating




## Product Features:

- Standard Back/Mesh/Frame Combinations:
- BB - Black Poly Back/Arms with Black Mesh and Black Fabric Seat and Black Metal Frame
- BG - Black Poly Back/Arms with Grey Mesh and Grey Fabric Seat and Black Metal Frame
- WG- White Poly Back/Arms with Grey Mesh and Grey Fabric Seat and Silver Metal Frame with chrome polished base
- GG- Grey Poly Back/Arms with Grey Mesh and Grey Fabric Seat and Silver Metal Frame
- Order must include product model number and standard configuration code
- Upgraded Optional Fabric Seat Choices
- Upgraded Optional Mesh Back Choices
- Metal frame finish, mesh color, and seat fabric color must be specified if Different from Standard Configuration

For non KD products please refer to page 7 for OCI SEATING Freight Program.




- S - Silver Metal Frame
- B - Black Metal Frame
- M - Mesh Color, See Codes Below (Ex. M1)
- F - Fabric Color, See Codes Below (Ex. F3)

Model	Description	Standard Config.	QUICK SHIP	FABRIC / LEATHER GRADES								
				1 COM	2	3 COL	4	5	6	7	8	L2
	4-Leg 26" Stool with Glides	-BB	775	840	885	925	960	995	1035	1085	1135	NA
	Seat: 18 W x 18 D	-BG	775	840	885	925	960	995	1035	1085	1135	NA
	Back: 18.5 W x 18 H	-WG	830	895	940	980	1015	1050	1090	1140	1190	NA
	Seat Height: 26	-GG	830	895	940	980	1015	1050	1090	1140	1190	NA
	22.25 W x 25 D x 42 H											
	COM: .75 yds.											
	Ship Weight: 28 lbs.											
	4-Leg 30" Stool with Glides	-BB	790	855	900	940	975	1010	1050	1100	1150	NA
	Seat: 18.25 W x 18.25 D	-BG	790	855	900	940	975	1010	1050	1100	1150	NA
	Back: 18.5 W x 18 H	-WG	845	910	955	995	1030	1065	1105	1155	1205	NA
	Seat Height: 30	-GG	845	910	955	995	1030	1065	1105	1155	1205	NA
	22.25 W x 25 D x 46 H											
	COM: .75 yds.											
	Ship Weight: 29 lbs.											


## Optional / Upgrades

- Stool model orders that represent odd number quantities are subject to \$65 list per chair carton break fee

### -Upgraded Optional Fabric Seat Choices - \$50 List (Add to Quick Ship cost)



### -Upgraded Optional Mesh Back Choices - \$95 List



Refer to terms and conditions for general information regarding fabrics, finishes, warranty, freight, complete condition of sales and more.

Effective Date: 3/15/2025 | ociseating.com

## BRAVO | Task Seating

### Product Features:

- In Stock Black Frame and Black Mesh with Matching Seats
- Upgraded Optional Fabric Seat Choices – Black(01) Dove(02) Latte(03) Sky(04)- \$50 List
- Advanced Synchro Tilt Mechanism
- 3 Way Adjustable Up/Down with Sliding Pad forward/back, Left or Right
- Seat Slider and Adjustable Lumbar
- Mechanism functions on page 86
- 300 lb. Test Rating



Qualifies for OCI Seating KD Freight Program.  
Please refer to page 7 for more information.

Orders of six (6) or more combined in one shipment are freight free anywhere in the continuous 48 states in the U.S. Orders fewer than five (5) chairs are subject to a \$95 freight surcharge.



Model	Description		QUICK SHIP	FABRIC / LEATHER GRADES								L2
				1 COM	2	3 COL	4	5	6	7	8	
BR-738-B-B	Black Frame with Black Mesh Back Seat: 18.5 W x 19.5 D Back: 17.5 W x 20 H Seat Height: 17.5 - 20.5 35.5 - 38.5 OV H x 26.5 OV W COM: .75 yds. Ship Weight: 44 lbs.		780	830	890	935	975	1010	1050	1090	1155	NA

### Optional / Upgrades:

- Upgraded Optional Fabric Seat Choices (Add to Quick Ship cost)	\$50 List
- Poly Loop Arm, Black (PLB)	No Charge
- Bravo Chrome Base (CBR)	\$175 List

# CONNECT Full Size | Task Seating

## Product Features:

- Standard seat wrapped with 1/2" memory foam
- Ratchet back height adjustment (N/A on basic)
- Multiple arm options available
- Standard black poly base
- Mechanism functions on page 86
- 300 lb. Test Rating



Qualifies for OCI Seating KD Freight Program.

Please refer to page 7 for more information.

Orders of six (6) or more combined in one shipment are freight free anywhere in the continuous 48 states in the U.S. Orders fewer than five (5) chairs are subject to a \$95 freight surcharge.


















Chairs priced below are without Arms.

Model	Description		FABRIC / LEATHER GRADES								L2
			1 COM	2	3 COL	4	5	6	7	8	
C-220	Basic Task Pneumatic Seat Height Seat: 21 W x 19 D Back: 20 W x 22 H Seat Height: 18 - 22 43 OV H x 29 OV W COM: 1.75 yds. Ship Weight: 36 lbs.		640	700	765	825	860	900	950	1000	NA
C-222	Posture Tilt Independent Back Adjustment Seat: 21 W x 19 D Back: 20 W x 22 H Seat Height: 18 - 22 43 OV H x 29 OV W COM: 1.75 yds. Ship Weight: 40 lbs.		775	835	900	960	995	1035	1085	1135	NA




## OPTIONAL UPGRADES

ARM FUNCTION	ARM PAD	BASE	CASTERS (SET)	EXTRAS
-A \$150  Adjustable Height Adjustable Width Komfort Pad Included	-B \$0  Bullet Design	-T (included)  Black Thunder OB Casters	-SA \$25  Silver Accent	-MW \$100 1/2" Additional Memory Seat Wrap  -SS \$110 Seat Slider Not Available on Basic Mechanism -CM \$30 Cylinder Minus Decrease 2" Height -BB \$35 Ballistic Nylon Outer Back Only -SF \$60 1" Seat Foam Add
-PCA \$200  Poly C-Arm	-K \$0  Komfort Waterfall	-CT \$175  Chrome Thunder OB Casters	-OB \$25  Oversize Black	
-AO \$180  Adjustable Height Angled Design Brushed Accent Bullet Pad Included		-BA \$145  Brushed Aluminum OB Casters	-OC \$125  Oversize Chrome	
-AI \$180  Adjustable Height Adjustable Width Bullet Pad Included			-HF \$35  Hard Floor	
			-GL \$60  Bell Glides	

# CONNECT Highback | Task Seating


Product Features:

- Standard seat wrapped with 1/2" memory foam
- Ratchet back height adjustment (N/A on basic)
- Multiple arm options available
- Standard black poly base
- Mechanism functions on page 86
- 300 lb. Test Rating

















 Qualifies for OCI Seating KD Freight Program. Please refer to page 7 for more information. Orders of six (6) or more combined in one shipment are freight free anywhere in the continuous 48 states in the U.S. Orders fewer than five (5) chairs are subject to a \$95 freight surcharge.



Chairs priced below are without Arms.

Model	Description		FABRIC / LEATHER GRADES								L2
			1 COM	2	3 COL	4	5	6	7	8	
C-236	Synchro Tilt Tilt Lock Seat: 22 W x 20 D Back: 20 W x 26 H Seat Height: 18.5 - 22.5 48.5 OV H x 29 OV W COM: 2 yds. Ship Weight: 49 lbs.		950	1025	1135	1245	1350	1445	1510	1605	NA

## OPTIONAL UPGRADES

ARM FUNCTION	ARM PAD	BASE	CASTERS (SET)	EXTRAS
-A \$150  Adjustable Height Adjustable Width Komfort Pad Included	-B \$0  Bullet Design	-T (included)  Black Thunder OB Casters	-SA \$25  Silver Accent	-MW \$100 1/2" Additional Memory Seat Wrap  -SS \$110 Seat Slider Not Available on Basic Mechanism 
-PCA \$200  Poly C-Arm	-K \$0  Komfort Waterfall	-CT \$175  Chrome Thunder OB Casters	-OB \$25  Oversize Black	-CM \$30 Cylinder Minus Decrease 2" Height  -BB \$35 Ballistic Nylon Outer Back Only
-AO \$180  Adjustable Height Angled Design Brushed Accent Bullet Pad Included	-W \$40  Waterfall Diamond Design	-BA \$145  Brushed Aluminum OB Casters	-OC \$125  Oversize Chrome	-SF \$60 1" Seat Foam Add
-AI \$180  Adjustable Height Adjustable Width Bullet Pad Included			-HF \$35  Hard Floor	
			-GL \$60  Bell Glides	

# CONNECT Multi-Shift | Task Seating

## Product Features:

- Standard seat wrapped with 1/2" memory foam
- Ratchet back height adjustment
- Multiple arm options available
- Heavy duty black spyder base
- Multifunction Mechanism
- Mechanism functions on page 86
- 300 lb. Test Rating



Qualifies for OCI Seating KD Freight Program.

Please refer to page 7 for more information.





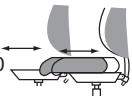











Orders of six (6) or more combined in one shipment are freight free anywhere in the continuous 48 states in the U.S. Orders fewer than five (5) chairs are subject to a \$95 freight surcharge.



Chairs priced below are without Arms.

Model	Description		FABRIC / LEATHER GRADES								L2
			1 COM	2	3 COL	4	5	6	7	8	
C-224-MS	Full Size Tilt Lock/Forward Seat Tilt Seat: 21 W x 19 D Back: 20 W x 22 H Seat Height: 18.5 - 22.5 44 OV H x 29 OV W COM: 1.75 yds. Ship Weight: 50 lbs.		1135	1210	1315	1390	1490	1590	1635	1735	NA
C-234-MS	Highback Tilt Lock/Forward Seat Tilt Seat: 22 W x 20 D Back: 20 W x 26 H Seat Height: 18.5 - 22.5 48 OV H x 29 OV W COM: 2 yds. Ship Weight: 53 lbs.		1215	1290	1395	1470	1570	1670	1715	1815	NA


## OPTIONAL UPGRADES

ARM FUNCTION	ARM PAD	BASE	CASTERS (SET)	EXTRAS
-A \$150  Adjustable Height Adjustable Width Komfort Pad Included	-B \$0  Bullet Design	-T (included)  Black Thunder OB Casters	-SA \$25  Silver Accent	-MW \$100 1/2" Additional Memory Seat Wrap  -SS \$110 Seat Slider Not Available on Basic Mechanism -CM \$30 Cylinder Minus Decrease 2" Height -BB \$35 Ballistic Nylon Outer Back Only -SF \$60 1" Seat Foam Add
-PCA \$200  Poly C-Arm	-K \$0  Komfort Waterfall	-CT \$175  Chrome Thunder OB Casters	-OB \$25  Oversize Black	
-AO \$180  Adjustable Height Angled Design Brushed Accent Bullet Pad Included	-W \$40  Waterfall Diamond Design	-BA \$145  Brushed Aluminum OB Casters	-OC \$125  Oversize Chrome	
-AI \$180  Adjustable Height Adjustable Width Bullet Pad Included			-HF \$35  Hard Floor	
			-GL \$60  Bell Glides	


CONNECT Stools | Task Seating

- Product Features:
- Standard seat wrapped with 1/2" memory foam
  - Ratchet back height adjustment
  - Multiple arm options available
  - Standard black poly base
  - 8" cylinder standard
  - Optional 10" cylinder (SCP) for 25" - 35.5" seat height
  - Mechanism functions on page 86
  - 300 lb. Test Rating
















Chairs priced below are without Arms.

 Qualifies for OCI Seating KD Freight Program. Please refer to page 7 for more information. Orders of six (6) or more combined in one shipment are freight free anywhere in the continuous 48 states in the U.S. Orders fewer than five (5) chairs are subject to a \$95 freight surcharge.



Model	Description		FABRIC / LEATHER GRADES								L2
			1 COM	2	3 COL	4	5	6	7	8	
C-220-SK	Basic Pneumatic Seat Height Seat: 21 W x 19 D Back: 20 W x 22 H Seat Height: 24 - 32 Variable OV H x 29 OV W COM: 1.5 yds. Ship Weight: 42 lbs.		855	915	980	1040	1075	1115	1165	1215	NA

## OPTIONAL UPGRADES

ARM FUNCTION	ARM PAD	BASE	CASTERS (SET)	EXTRAS
-A \$150  Adjustable Height Adjustable Width Komfort Pad Included	-B \$0  Bullet Design	-T (included)  Black Thunder OB Casters	-SA \$25  Silver Accent	-MW \$100 1/2" Additional Memory Seat Wrap  -BB \$35 Ballistic Nylon Outer Back Only  -SF \$60 1" Seat Foam Add
-PCA \$200  Poly C-Arm	-K \$0  Komfort Waterfall	-CT \$175  Chrome Thunder OB Casters	-OB \$25  Oversize Black	
-AO \$180  Adjustable Height Angled Design Brushed Accent Bullet Pad Included	-W \$40  Waterfall Diamond Design	-BA \$145  Brushed Aluminum OB Casters	-OC \$125  Oversize Chrome	
-AI \$180  Adjustable Height Adjustable Width Bullet Pad Included			-HF \$35  Hard Floor	
			-GL \$60  Bell Glides	







# CONNECT Guest Seating | Black or Silver Frame

## Product Features:

- Black frame with black arms standard
- Silver frame optional - add SLV after model -  
for example: C-14-SLV (no charge)
- Stacks 4 high
- 300 lb. Test Rating



Refer to page 7 for OCI SEATING Freight Program.

Model	Description		FABRIC / LEATHER GRADES									L2
			1 COM	2	3 COL	4	5	6	7	8		
C-14-NA	Armless Leg Chair Seat: 20 W x 19 D Back: 19 W x 16 H Seat Height: 18.5 33.25 OV H x 22 OV W COM: 1.5 yds. Ship Weight: 26 lbs.	585	645	710	770	805	845	895	945	NA		
												
C-14-NA-C	Armless Leg Chair with Casters Seat: 20 W x 19 D Back: 19 W x 16 H Seat Height: 18.5 33.25 OV H x 22 OV W COM: 1.5 yds. Ship Weight: 26 lbs.		625	685	750	810	845	885	935	985	NA	
												
C-14	4 Leg Guest Seat: 20 W x 19 D Back: 19 W x 16 H Seat Height: 18.5 33.25 OV H x 25 OV W COM: 1.5 yds. Ship Weight: 26 lbs.		645	705	770	830	865	905	955	1005	NA	
												
C-14-C	4 Leg Guest with Casters Seat: 20 W x 19 D Back: 19 W x 16 H Seat Height: 18.5 33.25 OV H x 25 OV W COM: 1.5 yds. Ship Weight: 26 lbs.		675	735	800	860	895	935	985	1035	NA	
												
C-14-NA Stool	No Arms Seat: 20 W x 19 D Back: 19 W x 16 H Seat Height: 27.5 42.75 OV H x 22 OV W COM: 1.5 yds. Ship Weight: 26 lbs.		815	875	940	1000	1035	1075	1125	1175	NA	
												
C-14 Stool	Stool Seat: 20 W x 19 D Back: 19 W x 16 H Seat Height: 27.5 42.75 OV H x 22 OV W COM: 1.5 yds. Ship Weight: 26 lbs.		820	880	945	1005	1040	1080	1130	1180	NA	
												

Refer to terms and conditions for general information regarding fabrics, finishes, warranty, freight, complete condition of sales and more.

Effective Date: 3/15/2025 | ociseating.com



## CONNECT | Bariatric Seating

### Product Features:

- Black frame with black arms standard
- Silver frame optional - add SLV after model - for example: C-14-SLV (no charge)
- Stacks 4 high
- 500 lb. Test Rating



Qualifies for OCI Seating KD Freight Program.  
Please refer to page 7 for more information.

Orders of six (6) or more combined in one shipment are freight free anywhere in the continuous 48 states in the U.S. Orders fewer than five (5) chairs are subject to a \$95 freight surcharge.



Refer to page 7 for OCI SEATING Freight Program.

Model	Description	FABRIC / LEATHER GRADES								
		1 COM	2	3 COL	4	5	6	7	8	L2
C-14-500	4 Leg Guest Rated to 500 lbs. Seat: 25 W x 18.5 D Back: 24 W x 16.5 H Seat Height: 19 Fixed 33.25 OV H x 30 OV W COM: 1.5 yds. Ship Weight: 30 lbs.	1250	1360	1440	1525	1625	1705	1800	1900	NA

### Optional / Upgrades:

-CRT Cart, Stacks 6 high	\$300 List
-SG Ganging Bracket (Set of 2)	\$25 List

# IMAGE Midback Synchro Tilt | Task/Conference Seating

## Product Features:

- Standard seat with high density foam
- Multiple arm options available
- 4 base styles to choose from
- Mechanism functions on page 86
- 300 lb. Test Rating






Qualifies for OCI Seating KD Freight Program.


















Please refer to page 7 for more information.

Orders of six (6) or more combined in one shipment are freight free anywhere in the continuous 48 states in the U.S. Orders fewer than five (5) chairs are subject to a \$95 freight surcharge.



Model	Description		FABRIC / LEATHER GRADES								
			1 COM	2	3 COL	4	5	6	7	8	L2
I-27-ST-T-OB	Armless Seat: 19 W x 19 D Back: 19 W x 23 H Seat Height: 17 - 20 41 OV H x 27 OV W COM: 1.75 yds. Ship Weight: 38 lbs.		770	845	950	1025	1125	1205	1270	1370	1520
I-27-ST-AI-B-T-OB	Adjustable Height and Width Arms Seat: 19 W x 19 D Back: 19 W x 23 H Seat Height: 17 - 20 41 OV H x 27 OV W COM: 1.75 yds. Ship Weight: 45 lbs.		970	1045	1150	1225	1325	1405	1470	1570	1720
I-27-ST-PCA-T-OB	Poly C Arm Seat: 19 W x 19 1/4 D Back: 19 W x 23 H Seat Height: 17 - 20 41 OV H x 27 OV W COM: 1.75 yds. Ship Weight: 45 lbs.		950	1025	1130	1205	1305	1385	1450	1550	1700

# OPTIONAL UPGRADES

ARM FUNCTION	ARM PAD	BASE	CASTERS (SET)	EXTRAS
-A \$150  Adjustable Height Adjustable Width Komfort Pad Included	-B \$0  Bullet Design	-T (included)  Black Thunder OB Casters	-SA \$25  Silver Accent	-MW \$100 1/2" Additional Memory Seat Wrap  -SS \$110 Seat Slider Not Available on Basic Mechanism 
-PCA \$200  Poly C-Arm	-K \$0  Komfort Waterfall	-CT \$175  Chrome Thunder OB Casters	-OB (included)  Oversize Black	-CM \$30 Cylinder Minus Decrease 2" Height  -BB \$35 Ballistic Nylon Outer Back Only  -SF \$60 1" Seat Foam Add
-AO \$180  Adjustable Height Angled Design Brushed Accent Bullet Pad Included	-W \$40  Waterfall Diamond Design	-BA \$145  Brushed Aluminum OB Casters	-OC \$125  Oversize Chrome	
-AI \$180  Adjustable Height Adjustable Width Bullet Pad Included			-HF \$35  Hard Floor	
			-GL \$60  Bell Glides	
MECHANISMS				
-ST \$165  Synchro Tilting Seat / Back				

# IMAGE Highback Synchro Tilt | Task/Conference Seating

## Product Features:

- Standard seat with high density foam
- Multiple arm options available
- 4 base styles to choose from
- Mechanism functions on page 86
- 300 lb. Test Rating






Qualifies for OCI Seating KD Freight Program.


















Please refer to page 7 for more information.

Orders of six (6) or more combined in one shipment are freight free anywhere in the continuous 48 states in the U.S. Orders fewer than five (5) chairs are subject to a \$95 freight surcharge.



Model	Description		FABRIC / LEATHER GRADES								
			1 COM	2	3 COL	4	5	6	7	8	L2
I-37-ST-T-OB	Armless Seat: 19 W x 19 D Back: 19 W x 26 H Seat Height: 17 - 20 44 OV H x 27 OV W COM: 2 yds. Ship Weight: 42 lbs.		1025	1135	1215	1300	1400	1475	1575	1675	1875
I-37-ST-AI-B-T-OB	Adjustable Height and Width Arms Seat: 19 W x 19 D Back: 19 W x 26 H Seat Height: 17 - 20 44 OV H x 27 OV W COM: 2 yds. Ship Weight: 49 lbs.		1235	1345	1425	1510	1610	1685	1785	1885	2085
I-37-ST-PCA-T-OB	Poly C Arm Seat: 19 W x 19 1/4 D Back: 19 W x 26 H Seat Height: 17 - 20 44 OV H x 27 OV W COM: 2 yds. Ship Weight: 49 lbs.		1210	1320	1400	1485	1585	1660	1760	1860	2060

## OPTIONAL UPGRADES

ARM FUNCTION	ARM PAD	BASE	CASTERS (SET)	EXTRAS
-A \$150  Adjustable Height Adjustable Width Komfort Pad Included	-B \$0  Bullet Design	-T (included)  Black Thunder OB Casters	-SA \$25  Silver Accent	-MW \$100 1/2" Additional Memory Seat Wrap  -SS \$110 Seat Slider Not Available on Basic Mechanism -CM \$30 Cylinder Minus Decrease 2" Height -BB \$35 Ballistic Nylon Outer Back Only -SF \$60 1" Seat Foam Add
-PCA \$200  Poly C-Arm	-K \$0  Komfort Waterfall	-CT \$175  Chrome Thunder OB Casters	-OB (included)  Oversize Black	
-AO \$180  Adjustable Height Angled Design Brushed Accent Bullet Pad Included	-W \$40  Waterfall Diamond Design	-BA \$145  Brushed Aluminum OB Casters	-OC \$125  Oversize Chrome	
-AI \$180  Adjustable Height Adjustable Width Bullet Pad Included			-HF \$35  Hard Floor	
			-GL \$60  Bell Glides	
MECHANISMS				
-ST \$165  Synchro Tilting Seat / Back				



## IMAGE Guest Seating | Black or Silver Frame

### Product Features:

- Black frame with black arms standard
- Silver frame optional - add SLV after model -  
for example: C-14-SLV (no charge)
- Stacks 4 high
- 300 lb. Test Rating



Refer to page 7 for OCI SEATING Freight Program.

Model	Description	FABRIC / LEATHER GRADES								
		1 COM	2	3 COL	4	5	6	7	8	L2
I-18-NA	Armless Stackable 4 High Seat: 19 W x 17 D Back: 19 W x 17 H Seat Height: 18 Fixed 34.5 OV H x 22 OV W COM: 1.5 yds. Ship Weight: 33 lbs.	785	845	910	970	1005	1045	1105	1145	NA
										
I-18	Black Poly Arm Standard Stackable 4 High Seat: 19 W x 17 D Back: 19 W x 17 H Seat Height: 18 Fixed 34.5 OV H x 25 OV W COM: 2 yds. Ship Weight: 35 lbs.	825	885	950	1010	1045	1085	1145	1185	NA
										

Refer to terms and conditions for general information regarding fabrics, finishes, warranty, freight, complete condition of sales and more.

Effective Date: 3/15/2025 | ociseating.com






# ANYWHERE FABRIC | Guest Seating

## Product Features:

- Fabric Seat / Back
- Black or Silver Frame
- Black or Silver Arms
- Wall Saver Legs
- With or Without Arms or Casters
- Stacks 5 High
- 300 lb. Test Rating



Refer to page 7 for OCI SEATING Freight Program.

Model	Description	FABRIC / LEATHER GRADES								
		1 COM	2	3 COL	4	5	6	7	8	L2
A-14-NA 	Armless Four Leg Guest Seat: 22 W x 18.25 D Back: 18.25 W x 16.75 H Seat Height: 19 33.25 OV H x 22 OV W COM: 1.25 yds. Ship Weight: 22 lbs.	605	655	720	760	790	840	875	945	NA
A-14-NA-C 	Armless Four Leg Guest with Casters Seat: 22 W x 18.25 D Back: 18.25 W x 16.75 H Seat Height: 19 33.25 OV H x 22 OV W COM: 1.25 yds. Ship Weight: 23 lbs.	640	690	755	795	825	875	910	980	NA
A-14 	Four Leg Guest Seat: 22 W x 18.25 D Back: 18.25 W x 16.75 H Seat Height: 19 33.25 OV H x 25 OV W COM: 1.25 yds. Ship Weight: 23 lbs.	660	710	775	815	845	895	930	1000	NA
A-14-C 	Four Leg Guest with Casters Seat: 22 W x 18.25 D Back: 18.25 W x 16.75 H Seat Height: 19 33.25 OV H x 25 OV W COM: 1.25 yds. Ship Weight: 24 lbs.	695	745	810	850	880	930	965	1035	NA
A-14-500 	Bariatric Guest Seat: 28.5 W x 19 D Back: 28.5 W x 16.75 H Seat Height: 19.75 34.25 OV H x 34 OV W COM: 2 yds. Ship Weight: 42 lbs.	1295	1405	1485	1570	1670	1745	1845	1945	NA

# ANYWHERE Poly Back | Guest Seating

## Product Features:

- Black Poly Back Standard / Fabric Seat
- Black or Silver Frame
- Black or Silver Arms
- Wall Saver Legs
- With or Without Arms or Casters
- Stacks 6 High
- 300 lb. Test Rating



Refer to page 7 for OCI SEATING Freight Program.

Model	Description	FABRIC / LEATHER GRADES								L2
		1 COM	2	3 COL	4	5	6	7	8	
A-14-NA-PB	Armless Four Leg Guest Seat: 20 W x 19.5 D Back: 18.25 W x 17 H Seat Height: 19 33.25 OV H x 25 OV W COM: .75 yds. Ship Weight: 21 lbs.	585	635	680	720	755	795	835	900	NA
A-14-NA-PB-C	Armless Four Leg Guest with Casters Seat: 20 W x 19.5 D Back: 18.25 W x 17 H Seat Height: 19 33.25 OV H x 25 OV W COM: .75 yds. Ship Weight: 22 lbs.	625	675	720	760	795	835	875	940	NA
A-14-PB	Four Leg Guest Seat: 20 W x 19.5 D Back: 18.25 W x 17 H Seat Height: 19 33.25 OV H x 25 OV W COM: .75 yds. Ship Weight: 22 lbs.	645	695	740	780	815	855	895	960	NA
A-14-PB-C	Four Leg Guest with Casters Seat: 20 W x 19.5 D Back: 18.25 W x 17 H Seat Height: 19 33.25 OV H x 25 OV W COM: .75 yds. Ship Weight: 23 lbs.	675	725	770	810	845	885	925	990	NA

Refer to terms and conditions for general information regarding fabrics, finishes, warranty, freight, complete condition of sales and more.

Effective Date: 3/15/2025 | ociseating.com





### Product Features:

- Fully Upholstered Guest, Bariatric, 26" and 30" Café Stools
- Available with Arms or Armless
- Round Tubular Steel Frame
- Guest chair offered in two standard frame finish options:  
Metallic Silver and Black
- Bariatric model offered in Metallic Silver and Black
- Silver and Black Arm Finishes
- Available with Glides or Casters
- Wall-Saver Leg Design
- Stacks up to 5-high on Dolly or 4-high From the Floor
- 300 lb. Weight Capacity
- Bariatric model 500 lb. Weight Capacity
- Accompanying Counter and Bar Height Stools also Available
- Starting COM List Price = \$630

### Optional / Upgrades

-G2SC Stacking Cart	\$450 List
-FO 1" Additional Foam	\$65 List
-GC Ganging Connector	\$45 List
-HFC Hard Floor Casters	\$30 List
-VCT VCT Tile Glides	\$30 List
-MB Moisture Barrier	\$65 List

- When combining different grade fabric, use the higher grade.
- When combining fabric of the same grade, Two Tone \$75 List.

Refer to page 7 for OCI Seating Freight Program.

Refer to terms and conditions for general information regarding fabrics, finishes, warranty, freight, complete condition of sales and more.

Effective Date: 3/15/2025 | [ociseating.com](http://ociseating.com)

## G2 | Guest Seating

### Ordering Requirements:

- Model Number
- Upholstery Selections



Refer to page 7 for OCI SEATING Freight Program.

Model	Description	FABRIC GRADES							
		1 COM	2	3 COL	4	5	6	7	8
2610	Guest Chair, Glide, Armless Fully Upholstered 21 W x 23.5 D x 31 H Seat: 18.5 W x 18.5 D Back: 17.25 W x 13.5 H Seat Height: 17.75 COM: 1.25 yds. Ship Weight: 20 lbs	630	680	745	785	815	865	900	970
2615	Guest Chair, Glide, Arm Fully Upholstered 23.5 W x 23.5 D x 31 H Seat: 18.5 W x 18.5 D Back: 17.25 W x 13.5 H Seat Height: 17.75 Arm Height from Seat: 26 COM: 1.25 yds. Ship Weight: 22 lbs	680	730	795	835	865	915	950	1020
2620	Guest Chair, Caster, Armless Fully Upholstered 21 W x 23.5 D x 31 H Seat: 18.5 W x 18.5 D Back: 17.25 W x 13.5 H Seat Height: 17.75 COM: 1.25 yds. Ship Weight: 20 lbs	660	710	775	815	845	895	930	1000
2625	Guest Chair, Caster, Arm Fully Upholstered 23.5 W x 23.5 D x 31 H Seat: 18.5 W x 18.5 D Back: 17.25 W x 13.5 H Seat Height: 17.75 Arm Height from Seat: 26 COM: 1.25 yds. Ship Weight: 22 lbs	720	770	835	875	905	955	990	10600

## G2 | Guest Seating

### Ordering Requirements:

- Model Number
- Upholstery Selections



Refer to page 7 for OCI SEATING Freight Program.

Model	Description	FABRIC GRADES							
		1 COM	2	3 COL	4	5	6	7	8
2630	Stool Chair 30", Glide, Armless Fully Upholstered 21.5 W x 24.5 D x 41 H Seat: 18.5 W x 18.5 D Back: 17.25 W x 13.5 H Seat Height: 30 COM: 1.25 yds. Ship Weight: 26 lbs	815	865	930	970	1000	1050	1085	1155
2635	Stool Chair 30", Glide, Arm Fully Upholstered 23.5 W x 24.5 D x 41 H Seat: 18.5 W x 18.5 D Back: 17.25 W x 13.5 H Seat Height: 26 Arm Height from Seat: 26 COM: 1.25 yds. Ship Weight: 28 lbs	875	925	990	1030	1060	1110	1145	1215
2640	Stool Chair 26", Glide, Armless Fully Upholstered 21.5 W x 24.5 D x 37 H Seat: 18.5 W x 18.5 D Back: 17.25 W x 13.5 H Seat Height: 26 COM: 1.25 yds. Ship Weight: 25 lbs	815	865	930	970	1000	1050	1085	1155
2645	Stool Chair 26", Glide, Arm Fully Upholstered 23.5 W x 24.5 D x 37 H Seat: 18.5 W x 18.5 D Back: 17.25 W x 13.5 H Seat Height: 18.5 Arm Height from Seat: 26 COM: 1.25 yds. Ship Weight: 27 lbs	875	925	990	1030	1060	1110	1145	1215
2655	Bariatric Chair, Glide, Arm Fully Upholstered 34.5 W x 24.5 D x 32 H Seat: 30 W x 19 D Back: 29 W x 14.5 H Seat Height: 18 Arm Height from Seat: 26 COM: 2.5 yds. Ship Weight: 50 lbs	1295	1430	1510	1610	1675	1735	1820	1920

Refer to terms and conditions for general information regarding fabrics, finishes, warranty, freight, complete condition of sales and more.

Effective Date: 3/15/2025 | ociseating.com

## FINESSE Midback Knee Tilt | Conference Seating

### Product Features:

- Deluxe knee tilt control
- Multiple arm options available
- High density foam creates comfort and support all day
- Mechanism functions on page 86
- 300 lb. Test Rating



Refer to page 7 for OCI SEATING Freight Program.

Model	Description	FABRIC / LEATHER GRADES								
		1 COM	2	3 COL	4	5	6	7	8	L2
F-35	Black Metal Arm with PVC Pads Seat: 20.5 W x 18 D Back: 20.5 W x 20.5 H Seat Height: 17.5 - 21.5 41.5 OV H x 25 OV W COM: 2.5 yds. Ship Weight: 55 lbs.	1165	1300	1380	1480	1545	1605	1690	1790	2065
F-25	Cantilever Base Guest Chair Seat: 20.5 W x 18 D Back: 20.5 W x 22 H Seat Height: 18 38 OV H x 25 OV W COM: 2.5 yds. Ship Weight: 55 lbs.	1105	1240	1320	1420	1485	1545	1630	1730	2005

### Optional / Upgrades

-Chrome Thunder Base / OB Casters (CT) - \$175 List



-Brushed Aluminum Base / OB Casters (BA) - \$175 List



# FINESSE Highback Knee Tilt | Conference Seating

## Product Features:

- Deluxe knee tilt control
- Multiple arm options available
- High density foam creates comfort and support all day
- Mechanism functions on page 86
- 300 lb. Test Rating



Refer to page 7 for OCI SEATING Freight Program.

Model	Description	FABRIC / LEATHER GRADES								
		1 COM	2	3 COL	4	5	6	7	8	L2
F-45	Black Metal Arm with PVC Pads Seat: 20.5 W x 18 D Back: 20.5 W x 27 H Seat Height: 17.5 - 21.5 47 OV H x 25 OV W COM: 3 yds. Ship Weight: 60 lbs.	1270	1430	1490	1590	1665	1735	1810	1920	2370
F-25	Cantilever Base Guest Chair Seat: 20.5 W x 18 D Back: 20.5 W x 22 H Seat Height: 18 38 OV H x 25 OV W COM: 2.5 yds. Ship Weight: 55 lbs.	1105	1240	1320	1420	1485	1545	1630	1730	2005

## Optional / Upgrades

-Chrome Thunder Base / OB Casters (CT) - \$175 List



-Brushed Aluminum Base / OB Casters (BA) - \$175 List



# FORUM | Exec & Conference Seating | Designed by David Dahl



## Product Features:

- Signature Arm Available with Black Urethane Arm Cap
- Two Arm Finish Options: Chrome, Black
- Synchro-Tilt Mechanism
- Fixed Back Height
- Standard Dual Wheel Casters
- Mechanism functions on page 86
- 300 lb. Test Rating

## • Standard Configuration Options:

- BB - Black Satin Arm with Black Poly Base
- BP - Black Satin Arm with Polished Aluminum Base
- CP - Chrome Arm with Polished Aluminum Base



Model	Description	Standard Config.	FABRIC / LEATHER GRADES								
			1 COM	2	3 COL	4	5	6	7	8	L2
	Midback, Synchro-Tilt Urethane Arm Cap Seat: 19.5 W x 19 D Arm Height: 25.5-29.5 Seat Height: 17 - 21 25 W x 25.5 D x 37-41 H COM: 2.0 yds. Ship Weight: 51 lbs.	-BB	1235	1345	1415	1505	1565	1620	1695	1785	2120
		-BP	1260	1370	1440	1530	1590	1645	1720	1810	2145
		-CP	1260	1370	1440	1530	1590	1645	1720	1810	2145
	Highback, Synchro-Tilt Urethane Arm Cap Seat: 19.5 W x 19 D Arm Height: 25.5-29.5 Seat Height: 17 - 21 25 W x 25.5 D x 42-46 H COM: 2.25 yds. Ship Weight: 55 lbs.	-BB	1280	1415	1495	1595	1660	1720	1805	1905	2280
		-BP	1305	1440	1520	1620	1685	1745	1830	1930	2305
		-CP	1305	1440	1520	1620	1685	1745	1830	1930	2305

## Optional / Upgrades:

- |                             |            |
|-----------------------------|------------|
| -HF Casters                 | \$35 List  |
| -SF 1" Additional Seat Foam | \$100 List |




## Evolve | Executive & Conference Seating

### Product Features:




















- In-stock 48 hour Quick Ship
- Chrome frame with black, white or grey synthetic leather cover
- Chrome arms with removable arm covers
- Chrome 5-leg base standard
- Pneumatic knee-tilt mechanism with lock in upright position only
- Mechanism functions on page 86
- Ships KD with assembly required



Refer to page 7 for OCI SEATING Freight Program.

Model	Description	QUICK SHIP
EV-45 	Highback Knee Tilt Seat: 19 W x 17.5 D Back: 18.5 W x 26 H Seat Height: 18 - 21.5 43 - 46 OV H x 22 OV W COM: NA. Ship Weight: 50 lbs.	960
EV-35 	Midback Knee Tilt Seat: 19 W x 17.5 D Back: 18.5 W x 19 H Seat Height: 18 - 21.5 36 - 39 OV H x 22 OV W COM: NA. Ship Weight: 48 lbs.	935
EV-25 	Guest Chair Cantilever Base Seat: 19 W x 17.5 D Back: 18.5 W x 19 H Seat Height: 18.5 36 OV H x 22 OV W COM: NA. Ship Weight: 40 lbs.	850

# REPLACEMENT PARTS

ARMS (PAIR)	ARM PADS (PAIR)	BASE	CASTERS (EACH)	UPGRADES
-A \$175  Adjustable Height Adjustable Width Comfort Pad Included	-B \$50  Bullet Design	-S \$100  Black Spyder SB Casters	-SB \$20  Standard Black	-SS \$125  Seat Slider Not Available on Basic Mechanism
-PCA \$200  Poly C-Arm	-K \$50  Komfort Waterfall	-T \$100  Black Thunder OB Casters	-SA \$20  Silver Accent	-RC \$75  Replacement Pneumatic Cylinder (Task)
-AO \$195  Adjustable Height Angled Design Brushed Accent Bullet Pad Included	-W \$50  Waterfall Diamond Design	-CT \$175  Chrome Thunder OB Casters	-OB \$25  Oversize Black	-RCS \$125  Replacement Pneumatic Cylinder (Stool)
-AI \$195  Adjustable Height Adjustable Width Bullet Pad Included		-BA \$200  Brushed Aluminum OB Casters	-OC \$25  Oversize Chrome	
			-SL \$35  Self Locking	
			-HF \$35  Hard Floor	
			-GL \$25  Bell Glides	

Above costs are all List Price.  
 Shipping and handling charges will apply on all parts orders.



## Fabric/Vinyl/Faux Leather/Genuine Leather

Grade 1 Fabric, Vinyl . . . . .	\$66/Yard List
Grade 2 Fabric, Vinyl or Faux Leather . . . . .	\$88/Yard List
Grade 3 Fabric, Vinyl or Faux Leather . . . . .	\$115/Yard List
Grade 4 Fabric, Vinyl or Faux Leather . . . . .	\$170/Yard List
Grade 5 Fabric, Vinyl or Faux Leather . . . . .	\$205/Yard List
Grade 6 Fabric, Vinyl or Faux Leather . . . . .	\$245/Yard List
Grade 7 Fabric, Vinyl or Faux Leather . . . . .	\$270/Yard List
Grade 8 Fabric, Vinyl or Faux Leather . . . . .	\$300/Yard List

## Cartons

Task/Ergo Seating (Assembled). . . . .	\$25 Net
Wood Reception/Management . . . . .	\$25 Net
Club Chair . . . . .	\$30 Net
Love Seat . . . . .	\$60 Net
Sofa . . . . .	\$70 Net
Reception Tables and Benches . . . . .	\$25 Net

## Other Options

Chrome, Brushed Silver, Satin Nickel or Black Legs (Soft Seating) . . . . .	(Set of 4) \$170 List
Wood Legs (Soft Seating) . . . . .	(Set of 4) \$200 List
Casters (Soft Seating) . . . . .	(Set of 2) \$50 List

Shipping and handling charges will apply on all parts orders.



# 2025 Price Guide

Effective March 15, 2025



2020 GIZA  
TECHNOLOGIES STUDIO

CET COMMERCIAL  
INTERIORS

14815 Radburn Avenue • Santa Fe Springs, California 90670  
562-802-0464 • [customerservice@ociseating.com](mailto:customerservice@ociseating.com) • [ociseating.com](http://ociseating.com)