

Mylina | Guest, Lounge & Stool Seating



Product Features:

- 12MM Wire Chrome Metal Sled Frame
 - 30" and 25" Stool Options on wire metal frame
 - Metal Sled, Auto Return Swivel, and Auto Return Swivel Tilt bases available
 - Metal Sled base available in chrome, silver and black finish
 - Accompanying Occasional Tables also offered
 - Clear Glides included for Sled Base
-
- When combining different grade fabric, use the higher grade
 - When combining fabric of the same grade, Two Tone \$75 List

Standard Metal Frame Finish:

-C - Chrome

Optional Metal Frame Finishes:

-S - Silver \$35 List
-B - Black \$35 List

Refer to page 7 for OCI SEATING Freight Program.







Mylina | Guest & Lounge Seating

Ordering Requirements:

- Model Number
- Frame Finish
- Fabric Choice



Refer to page 7 for OCI SEATING Freight Program.

Model	Description	FABRIC GRADES								
		1 COM	2	3 COL	4	5	6	7	8	L2
 <p>641M Lounge, Metal Sled Base 26 W x 25.5 D x 30 H Seat: 23 W x 18.5 D Seat Height: 17 COM: 2.25 yds. Ship Weight: 20 lbs.</p>	1540	1640	1740	1835	1890	1940	2020	2115	3115	
 <p>642M Lounge, Metal Swivel Base with Auto Return 26 W x 25.5 D x 30 H Seat: 23 W x 18.5 D Seat Height: 17 COM: 2.25 yds. Ship Weight: 22 lbs.</p>	1690	1790	1890	1985	2040	2090	2170	2265	3265	
 <p>643M Lounge, Metal Swivel Tilt Base with Auto Return 26 W x 25.5 D x 30 H Seat: 23 W x 18.5 D Seat Height: 17 COM: 2.25 yds. Ship Weight: 22 lbs.</p>	1710	1810	1910	2005	2060	2110	2190	2285	3285	
 <p>651M Guest, Metal Sled Base 24 W x 25.5 D x 30 H Seat: 21 W x 18.5 D Seat Height: 17 COM: 2.25 yds. Ship Weight: 22 lbs.</p>	1300	1365	1450	1500	1600	1675	1725	1800	2665	
 <p>652M Guest, Metal Swivel Base 24 W x 25.5 D x 30 H Seat: 21 W x 18.5 D Seat Height: 17 COM: 2.25 yds. Ship Weight: 22 lbs.</p>	1450	1515	1600	1650	1750	18 25	1875	1950	2815	
 <p>653M Lounge, Metal Swivel Base with Auto Return 24 W x 25.5 D x 30 H Seat: 21 W x 18.5 D Seat Height: 17 COM: 2.25 yds. Ship Weight: 22 lbs.</p>	1470	1535	1620	1670	1770	1845	1895	1970	2835	

Refer to terms and conditions for general information regarding fabrics, finishes, warranty, freight, complete condition of sales and more.

Effective Date: 3/1/2024 | ociseating.com



Mylina | Stool Seating

Ordering Requirements:

- Model Number
- Frame Finish
- Fabric Choice



Refer to page 7 for OCI SEATING Freight Program.

Model	Description	FABRIC GRADES								
		1 COM	2	3 COL	4	5	6	7	8	L2
 660M	Stool 30", Metal Sled Base 19 W x 20.5 D x 37 H Seat: 15.5 W x 14 D Seat Height: 30 COM: 1 yd. Ship Weight: 14 lbs.	1275	1310	1365	1420	1470	1505	1545	1575	2375
 665M	Stool 25", Metal Sled Base 19 W x 20.5 D x 32 H Seat: 15.5 W x 14 D Seat Height: 25 COM: 1 yd. Ship Weight: 16 lbs.	1225	1260	1315	1370	1420	1455	1495	1525	2325

Optional / Upgrades

Standard Metal Frame Finish:

-C - Chrome

- When combining different grade fabric, use the higher grade.
- When combining fabric of the same grade, Two Tone \$75 List.

Optional Metal Frame Finishes:

-S - Silver \$35 List
 -B - Black \$35 List