



OGi  
SEATING

# 2024 Price Guide

Effective March 1, 2024



# OCI SEATING | Table of Contents

Seating by Category . . . . .	3	C.O.M. Information . . . . .	9
About Us . . . . .	4	Fabric Program. . . . .	10-12
Sustainability . . . . .	5	(CF Stinson, Mayer, Momentum)	
Terms and Conditions . . . . .	6	Chair Mechanisms and Controls . . . . .	79
Freight Program . . . . .	7	Replacement Parts . . . . .	115
Warranty . . . . .	8	Fabric, Carton and Soft Seating Parts . . . . .	116

## Lounge Seating & Tables

500 Symphony . . . . .	13
510 Flair . . . . .	14
540 Edge . . . . .	15
550 Flux . . . . .	16-17
560 Tux . . . . .	18
570 Imperial . . . . .	19
590 Tahoe . . . . .	20
610 Harmony . . . . .	21
710 Tux Lite . . . . .	22
2000 Masso . . . . .	23-24
Masso Occasional Tables . . . . .	25-26
2200 Instint . . . . .	27-29
2300 Breeze . . . . .	30-31
Breeze Occasional Tables . . . . .	32-33
1000 Unite Modular Seating . . . . .	34-38
ELĒ . . . . .	39-42
ELĒ Occasional & Meeting Tables . . . . .	43-45
Mylina . . . . .	46-48
TL/TLF Occasional & Reception Tables . . . . .	49
Capa Tables . . . . .	62-63
Santee End & Coffee Tables . . . . .	74-75

## Wood Seating

100 Geo . . . . .	50
151 Diva . . . . .	51
160/170 Solo . . . . .	51
260/270 Duo . . . . .	52
200/400 Entourage . . . . .	53
460 Protégé . . . . .	54-55
480 Response . . . . .	56-57
490/620 Arrange . . . . .	58-60
820 Patron . . . . .	61
Capa . . . . .	62-63
Santee Wood . . . . .	64-68

## Ergo, Metal, Task & Management Seating

Santee Metal . . . . .	69-73
Melita . . . . .	76-78
Ami . . . . .	80
Score . . . . .	81
Ovation V . . . . .	82
Trendi All Mesh . . . . .	83
Trendi . . . . .	84-85
Trendi 2.0 . . . . .	86-89
Bravo . . . . .	90
Connect . . . . .	91-100
Image . . . . .	101-105
Anywhere . . . . .	106-107
G2 . . . . .	108-110
Finesse . . . . .	111-112
Forum . . . . .	113
Evolve . . . . .	114

# OCI SEATING | Seating by Category

## Benches / Ottomans

Edge Series . . . . .	15
Unite Series . . . . .	34-38

## Lounge / Soft Seating

Symphony . . . . .	13
Flair . . . . .	14
Edge . . . . .	15
Flux . . . . .	16-17
Tux . . . . .	18
Imperial . . . . .	19
Tahoe . . . . .	20
Harmony . . . . .	21
Tux Lite . . . . .	22
Masso . . . . .	23-24
Instint . . . . .	27-29
Breeze . . . . .	30-31
Unite . . . . .	34-38
ELĒ . . . . .	39-42
Mylina . . . . .	46-48

## Modular Seating

Flux . . . . .	16-17
Unite . . . . .	34-38

## Tables

Flux Modular Seating . . . . .	16-17
Masso Occasional Tables . . . . .	25-26
Breeze Occasional Tables . . . . .	32-33
Unite Modular Seating . . . . .	34-38
ELĒ Occasional & Meeting Tables . . . . .	43-45
TL Occasional Tables . . . . .	49
TLF Occasional Tables . . . . .	49
Capa Tables . . . . .	62-63
Santee End & Coffee Tables . . . . .	74-75

## Wood Guest Seating

Geo . . . . .	50
Diva / Solo . . . . .	51
Duo . . . . .	52
Entourage . . . . .	53
Protégé . . . . .	54-55
Response . . . . .	56-57
Arrange . . . . .	58-60
Patron . . . . .	61
Capa . . . . .	62-63
Santee . . . . .	64-68

## Wood Bariatric Seating

Protégé . . . . .	54-55
Response . . . . .	56-57
Arrange . . . . .	58-60
Santee . . . . .	64-68

## Metal Bariatric Seating

Santee . . . . .	69-73
Connect . . . . .	100
G2 . . . . .	110

## Stool Seating

ELĒ . . . . .	42
Response . . . . .	56-57
Arrange . . . . .	58
Melita Guest . . . . .	76-78
Trendi 2.0 . . . . .	88-89
Connect Task . . . . .	97-98
Connect Guest . . . . .	99
G2 . . . . .	110

## Multi-shift Task Seating

Connect . . . . .	95-96
-------------------	-------

## Ergo, Exec, Task & Management Seating

Ami . . . . .	80
Score . . . . .	81
Ovation V . . . . .	82
Trendi All Mesh . . . . .	83
Trendi . . . . .	84-85
Trendi 2.0 . . . . .	86
Bravo . . . . .	90
Connect Task . . . . .	91-96
Image . . . . .	101-104
Finesse . . . . .	111-112
Forum . . . . .	113
Evolve . . . . .	114

## Metal Guest, Nesting & Stackable Seating

ELĒ . . . . .	40
Santee . . . . .	69-73
Melita . . . . .	76-78
Trendi . . . . .	84-85
Trendi 2.0 . . . . .	87
Connect . . . . .	99
Image . . . . .	105
Anywhere . . . . .	106-107
G2 . . . . .	108-109

---

## About us:

OCI Seating joined the contract furniture market determined to offer our customers a quality product at an excellent value with shorter lead-times. By maintaining this service-oriented perspective, customers have been drawn to our ability to design and develop innovative products, while offering personal support and exceptional experiences. Our exceptional value, combined with design motivated products, on-time delivery, and our dedication to customer experiences have made us stand out in the furniture industry.

Founded in 1974, owned and operated as a family business to date, we have enjoyed incredible growth since. From our beginning in Whittier California, our innovative spirit influences our operations and commitment to being flexible to accommodate our customers' needs.

We started making budget wood seating many years ago and have grown into a company making a wide selection of products for the contract market today. Our main philosophy has been that our commitment to customer satisfaction begins from the time an order is placed to well after the customer has received their products.

With over 48 years of experience in manufacturing office seating, we maintain the highest industry standards by standing behind our product with a full written guarantee. Our success is also attributed to the many representative, dealers and customers who have been affiliated with our company. Because of these efforts, OCI Seating has become a name that stands for quality and reliability.

At OCI Seating our products range from Executive, Conference, Guest, Reception and Soft seating. Through our relationship with Momentum Textiles, CF Stinson, Mayer and many other textile firms we offer a palette of over 500 fabrics from which to choose. As part of our service, we offer lead times that are some of the best and most reliable in the industry. Our chairs meet ANSI-BIFMA X5.1-2017 certified by an independent laboratory. They are engineered, designed and constructed to conform to the proper ergonomic dimensions as defined by the "National Standard for Human Factors".

In today's ever changing office environment, OCI Seating has positioned itself in providing a product that is a great value, produced in a timely manner with many options from which to choose. Please take a look at our many products.

## OCI Sustainability Footprint

At OCI Seating our commitment to sustainability is an essential part of every decision we make. This is not only true about the products we bring to market, but in how we manufacture, distribute, and market them. Standard recycling procedures along with the implementation of lean practices and best practices which lead to good habits, we can meaningfully minimize any negative impact we may have on our environment.

**Best Practices** - OCI Seating may not fit into the category of a multinational but we certainly understand our responsibility to minimize our disruption to our surrounding environment. We encourage our employees, vendors, and customers to participate in our sustainability program by following these "Best Practices":

- Minimize waste in our supply chain by working together with our suppliers to minimize waste in their packaging by developing reusable containers for parts.
- We go out of our way to approve suppliers based on quality of parts produced to eliminate needless non-conformances that helps reduce the production of unusable parts.
- We continually work together with our suppliers to find efficient means of production and transport of their parts to our facility for production.
- Minimize shipment of finished product in carton by focusing on more blanket wrapped shipments. Blanket wrapped shipments reduce the need for packaging materials and cardboard boxes, better utilization of trucks by being able to ship more finished products in a trailer and saves our customers time and waste by not having to unpack and dispose of packing materials and cardboard at their end.

- Continuous product improvement by our engineers not only works on product improvement but wasteful and excess materials that are normally trimmed off like foam, wood and fabric which may find their way into our landfills.
- Use as much recycled material in the manufacture, fabrication and administration of our products.
- Design our products so that as much material as possible is recyclable.
- Create products that emit minimal toxic or harmful contaminants during their functional life.

**Product Life** - OCI Seating produces products that are built to last. It is the practice of not only purchasing materials that are made responsibly, but also made to last. Using responsible suppliers and their materials allows us to build long lasting responsible products that we are proud of.

**Recycled Material** - There is both post-consumer waste recycling [old tires can get ground up and used as input for new tires] and post-industrial [manufacturing rejects, setup waste, overruns]. Because the technology [and therefore the cost] of recycling post-consumer waste to any significant extent is still in the lab stage, most companies are in the postindustrial recycling category. Specifically, OCI Seating uses raw materials [and office materials] that all have some percentage of recycled input.

Please contact Customer Service for more information on the percentages of recycled material in our products as this varies by model.



# OCI SEATING | Terms & Conditions

## Order Placement

OCI Seating requires that all orders be submitted in writing via a formal Purchase Order form. Purchase Orders can be submitted by email.  
Email – orders@ociseating.com

All orders are subject to acceptance by OCI Seating credit department. Possession of this Price List does not constitute an offer to sell.

All submitted orders will be confirmed to the purchaser by way of OCI Seating's Order Acknowledgement. It is the purchaser's responsibility to review this document for accuracy and to contact Customer Service within 24 hours should an error exist.

## Prices

The prices indicated in this price list are for standard OCI Seating product. This price list supersedes any previous price lists or supplemental price list. We reserve the right to modify prices without prior notification.

## Lead Times

OCI Seating lead times Indicate our standard production time only and do not include transit times. We reserve the right to modify our production times should business needs require us to do so. Business days are from receipt of a clean order and approved credit terms. Please contact Customer Service for current lead times.

Email – customerservice@ociseating.com

## Terms

All published prices are to be paid USD and are Net 30 days from date of invoice for established credit accounts. Past due accounts are subject to a 1.5% late charge for each month after 30 days or 18% per year. The customer will be liable for any cost incurred in attempting collect any past due amounts, including collection and/or attorney fees.

A \$40 fee will be charged for return checks.

OCI Seating Accepts MasterCard®, Visa® and American Express®. There will be a 3% convenience fee for all transactions using this payment method.

## Credit

A line of credit may be established upon acceptance of satisfactory references, including the completion of our credit application form. All new customers are required to remit 50% of the purchase order amount with the placement of the purchase order, with the remaining balance due prior to merchandise release for shipment.

## Ordering Procedures

To help avoid unnecessary order entry delays, please be sure each order specifies the following information below:

1. Purchase Order Number and Date
2. Complete Bill to and Ship to name, address and phone number
3. Quantity
4. Complete model number and description
5. Finish (Wood and/or Metal finish)
6. Fabric (including and special instructions)
7. Options (list for each specific product)
8. Drawing for modular seating configuration (if applicable)
9. Shipping Destination or Will Call, contact name and phone number
10. Special Instructions if any
11. Required Delivery Date/Ship Date

## Ordering Procedures (cont.)

Dealer/purchaser is solely responsible for providing correct information when placing an order. Orders with incomplete information or pricing discrepancies will be held as "Pending". Orders with a "Pending" status will be scheduled for production when incomplete or incorrect information is resolved. If needed a new completion date will be provided.

Purchase orders placed by telephone will be accepted but will not be scheduled for production until a written, signed confirmation of order is received. Emails sent to orders@ociseating.com with purchase orders will be accepted.

## Order Changes and Cancellations

An order may be changed prior to an order being placed into production or fabric has been ordered and not cut. Changes made to an order once it has been placed into production or after fabric has been ordered is subject to a 30% change order charge. Contact Customer Service for applicable charges. Additions or changes to acknowledged orders may be subject to rescheduling of order.

All changes or cancellation of orders must be made in writing and approved by OCI Seating.

Cancellations cannot be accepted once fabric and materials have been ordered and put into production.

## Wood Disclaimer

Due to natural variations and distinctive characteristics of wood, the furniture that you receive may have a slight variation in color and grain.

## Custom Wood Finishing

OCI Seating accepts custom wood finishing. There is a \$225 Net upcharge per color, per order, for all products. All future orders with the same special stain will incur an 8% upcharge per order. Please send us the wood sample you would like us to match along with your completed purchase order. We will produce a strike-off and send it to you for approval. Once we have received final approval, we will place the order into production.

## Wood Finish Maintenance

As with all fine finishes, care should be taken to protect the finish from sharp, unprotected objects. The top coat has a natural characteristic to repel the most common liquids used around wood components, yet spills or soil marks should be cleaned up immediately to avoid moisture seeping into open-pore areas. Please note that constant polishing and cleaning of the finish may raise the sheen level, whereas neglect in cleaning will dull and possibly abrade the finish.

## Customer's Own Material (C.O.M)

Use of C.O.M. must be approved by OCI Seating prior to order acceptance. Fabric Yardage requirements are estimate and additional yardage may be required if pattern matching is required. Please refer to page 8 for more information and instructions when requiring C.O.M. for your order.

## Claims

Please read for Important information. OCI Seating inspects at our factory prior to shipment all our merchandise for workmanship and quality. Quality is important to us, and we make sure that our merchandise leaves our factory in perfect condition.

When receiving merchandise please review the following upon receipt of our product.

1. **Check for damage immediately** - Are any items damaged or appear damaged? Any damage no matter how small to the carton needs to be documented on the carrier's paperwork that you sign.

2. **Missing Items** - Are there any missing items? Check the receiving paperwork at time of delivery to make sure there is not any missing items before you sign. Some items that are in cartons can be packed in multiples and will be noted on the paperwork. Make a note on the carrier's paperwork prior to signing and contact OCI Seating customer service in writing with an image of the noted signed carrier's paperwork when possible.

3. **Immediately after delivery** - All cartons must be opened and inspected for damage. Damage can occur even though there is no visible damage to the carton it is packed in. If there is any damage found to the merchandise after inspection, contact OCI Seating customer service team within 5 days of delivery in writing. Failure to do so can result in delays processing your claim and/or issues with our carrier approving and covering the claim. Please include photos whenever possible of item and carton, sales order number, description of item damaged and signed proof of delivery if available. This will help us expedite the claim process. Please note that all cartons received that had damaged product must be saved until freight carrier has made an inspection.

4. **Incorrect item Received** - Please contact OCI Seating customer service if incorrect merchandise is received.

# OCI SEATING | Freight Program

## OCI Seating Freight Program

Standard shipments made via the OCI Seating freight program are made via common carrier unless otherwise specified. Special routing request made by the customer or the consignee may result in additional charges.

Standard deliveries are dock-to-dock and are scheduled to occur Monday thru Friday between the hours of 8 a.m. and 5 p.m. not including holidays. We will not be held responsible for issues or costs arising from carrier transit delays, missed delivery appointments, ect. Standard delivery doesn't include expedited shipping, inside delivery, residential delivery, lift gates, installation, unpacking or removal of carton or packing materials, limited access or remote (areas outside major metropolitan areas). OCI Seating reserves the right to charge for nonstandard customer deliveries. For information concerning these charges, contact Customer Service.

## Freight Terms

Freight terms apply to the continental U.S. only. This excludes Alaska, Hawaii and Puerto Rico. Shipments to Alaska, Hawaii and Puerto Rico will be made to the appropriate point of embarkation. The OCISeating freight program for all standard deliveries of our product is based on our minimum shipment values shown in both tables below. If the value of the shipment falls under the minimum requirement, a freight surcharge per shipment will be added based on the destination territory as listed on the map below. OCI Seating products can be combined with the KD Freight program to meet the minimum shipment value.

Based on the fluctuation of fuel prices; we reserve the right to impose a freight surcharge for any shipments.

The OCI Seating freight program does not apply to "Will Call" orders.

For shipments of components parts, fabrics and textiles, actual freight charges will apply and will be invoiced to the customer.

OCI Seating Zone 1 Freight Program		
Net Ranges		Freight
From	To	Zone 1
0	\$7,500 Net	\$150
\$7,501	Above	Free Freight

OCI Seating Phoenix Freight Program		
Net Ranges		Freight
From	To	PHX
0	\$7,500 Net	\$195
\$7,501	Above	Free Freight

OCI Seating KD/Ergo Freight Program		
From	To	Freight
0	5 Chairs	\$85
	6+ Chairs	Free Freight

OCI Seating Zone 2, 3, and 4 Freight Program				
List Ranges		Freight		
From	To	Zone 2	Zone 3	Zone 4
0	\$20,000 List	\$325	\$375	\$325 or 4% of List*
\$20,001 List	\$50,000 List	\$275	\$300	3% of List
	\$50,000 List & Above	Free Freight	Free Freight	Call for Quote **

OCI Seating KD/Ergo Freight Program		
From	To	Freight
0	5 Chairs	\$85
	6+ Chairs	Free Freight

\* Whichever is greater    \*\* Call for a freight quote due to current fuel and freight volatility

For shipments shipping inside these territories:

**Zone 1** – California (up to Sacramento), Southern Nevada

**Zone 1P** – Phoenix

**Zone 2** – California (north of Sacramento), Nevada and Arizona

**Zone 3/4** – Reference map and zone charts above

Alaska included in **Zone 2**

Hawaii included in **Zone 1**



## OCI Seating KD Freight Program:

All products below are able to ship KD (knocked down) and are exempt from the minimum shipment value and have a different freight surcharge. These KD item's freight value can be combined with the OCI Seating freight program to help meet the minimum shipment value when necessary or applicable.



The following series have a freight surcharge of \$85 for combined shipment quantities of 5 or less. Quantities of 6 or more combined on one shipment is freight free anywhere in the continuous 48 states in the U.S.

**Score Task - Ovation V Task - Bravo Task - Trendi Task  
Connect Task - Evolve Series - Image Task**

Refer to terms and conditions for general information regarding fabrics, finishes, warranty, freight, complete condition of sales and more.

Effective Date: 3/1/2024 | ociseating.com

# OCI SEATING | Warranty Policy

OCI Seating warrants to the original purchaser that its products are free from defects in materials and workmanship for the applicable warranty period as indicated below.

If a product fails under normal use within the warranty period - OCI Seating at its sole discretion – will repair or replace, with a compatible part, at its option, without charge to the original purchaser only any item found to be defective as a result of normal commercial use (normal use is defined as user weighing up to 275 pounds, eight (8) hour shift, 5 days per week). There are certain models that can accommodate users up to 300 pounds and those models

are designated in the price book. Certain models designated with Bariatric designations can accommodate users up to 500 pounds.

Due to the inherent stretch properties of fabrics and/or vinyl upholstery materials, OCI Seating cannot be held responsible for wrinkles or puddling that can occur in some materials.

This warranty does not apply to items subject to abuse, misuse, neglect, alterations of any kind, damage caused by shipment, storage, accident, fire, flood or act of God.

## OCI Seating Warranty Summary

<b>Lifetime Warranty</b>	Mechanism, Cylinders, Base and Casters for all Task, Side and Conference/Executive Seating.	Standard 275 pound weight capacity, 8 hour, and 5 days per week
<b>10 Year Warranty</b>	Exposed Wood & Metal Side Chair Frames including plastic back and arms. Tables Structural Frames (Exceptions – Duo, Diva and Solo Models)	Standard 275 pound weight capacity, 8 hour, and 5 days per week
<b>5 Year Warranty</b>	Exposed Wood and Structural Frames for Duo, Diva and Solo Models. Multi-Shift/Capacity All unspecified Ergo Components	Standard 275 pound weight capacity, 8 hour, and 5 days per week  275/450 weight capacity, 24 Hour and 7 days per week.
<b>3 Year Warranty</b>	Seat Suspension, Foam, Stitching, Knit and Mesh Fabric/Vinyl (excluding COM, COV and COL)	Standard 275 pound weight capacity, 8 hour, and 5 days per week 275/450 weight capacity, 24 Hour and 7 days per week.
<b>1 Year Warranty</b>	Stool Footrings, Electrical Units	Standard 275 pound weight capacity, 8 hour, and 5 days per week

COM, COV, and COL are also not covered by this warranty. Normal wear and tear is the responsibility of the specifier. Please consult with upholstery material supplier for performance criteria of individual materials.

## Returns and Repair

Should any item fail, contact the dealer from whom it was purchased. A photograph of the damage(s)/issue(s) and the label underneath the seat will be required to help OCI Seating determine the cause and extent of any issues. Service request are the responsibility of OCI Seating's Authorized Dealers. If it is determined that a return is necessary, and upon authorization from OCI Seating, return that item and its product proof of purchase to the dealer. The dealer may return defective product to our warehouse, freight prepaid. OCI Seating will repair or replace the defective parts at our discretion and return repaired or replaced item to the dealer freight prepaid. This warranty does not cover dealer labor, field service or delivery charges. OCI Seating does not assume responsibility for unauthorized repairs to the chairs. Contact OCI Seating customer service for further explanation or questions about said warranty.

Email [customerservice@ociseating.com](mailto:customerservice@ociseating.com)

OCI Seating recommends that moving parts such as chair mechanisms and casters be inspected periodically, lubricated and cleaned as necessary.

TO THE EXTENT ALLOWED BY LAW, ANY IMPLIED WARRANTY OF MERCHANTABILITY OR FITNESS FOR A PARTICULAR PURPOSE APPLICABLE TO THIS OCI Seating SEATING PRODUCT IS LIMITED IN DURATION TO THE DURATION OF THE ABOVE EXPRESSED WRITTEN WARRANTY. LIMITATION ON LIABILITY: IN NO EVENT SHALL OCI SEATING BE LIABLE TO THE PURCHASER FOR ANY INCIDENTAL, INDIRECT, CONSEQUENTIAL, SPECIAL, OR EXEMPLARY DAMAGES OR LOSS PROFITS, EVEN IF OCI Seating HAS BEEN ADVISED OF THE POSSIBILITY OF SUCH DAMAGES.

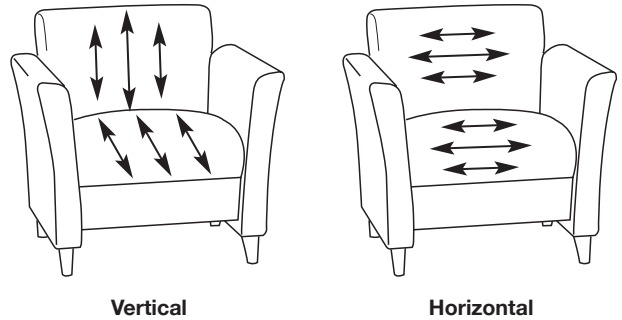
Some states do not allow the exclusion or limitation of incidental or consequential damages; hence the above restrictions or exclusions may not apply to you. This warranty gives you specific legal rights and you may also have other rights that vary from state to state.



## Customer's Own Material (COM)

All COM should be shipped prepaid to:  
 OCI Seating  
 14815 Radburn Avenue  
 Santa Fe Springs, CA 90670

Collect shipments of COM/COL fabrics will not be accepted. OCI Seating assumes no responsibility for the quality durability or sustainability of COM Materials. Surplus COM will be returned to the customer only if specifically requested. Please furnish a sample cutting of COM or COL with the original purchase order so that identification of COM/COL can be verified. In the absence of specific written instructions accompanying the order, fabrics will be cut, seamed, and applied at our discretion and at the customer's own risk. An additional up charge may be assessed for COM or COL materials that are deemed abnormal and additional labor required to cut, sew and/or match these said materials. Please specify on the purchase order the direction you wish your pattern to run on the chair. Vertical or Horizontal.



All yardage figures are based upon our receipt of plain 54" wide material. Extra fabric is required to match any pattern with matching repeats. Please use chart below as a guide and add to playing yardage requirements listed in your price book.

Fabric Repeat	Increase COM Requirement by:
2.9 and under	0%
3" – 11.9" Repeat	18%
12" – 16.9" Repeat	25%
17" – 20.9"	30%
21" – 27.9"	35%
28" – and above	40%

While OCI Seating inspects all fabrics for imperfections from the mill, some imperfections are difficult to recognize. OCI Seating cannot be responsible for defects, dye lot variations, color accuracies and other flaws and suggest that our customers inspect fabrics before furnishing them to us. OCI Seating will not assume responsibility for COM/COL shortages, flaws, or other such problems. OCI Seating will not be responsible for order/delivery delays caused by delays in the delivery of COM/COL fabrics to OCI Seating.

All COM orders are not put into production until all COM is received and approved. Upon receipt of COM, the order will then be placed into our normal production schedule. If there is a combination of OCI Seating fabrics and COM on the order, please advise customer service if you wish to split the order for shipping. Applicable drop ship charges will apply.

### Fabrics

Some COM fabrics, polyurethane fabrics and PVC free materials may be susceptible to puddling or comfort wrinkles overtime. While we will do our best to eliminate it, this is sometimes due to the inherent properties of the fabric and not an indication of inferior upholstery techniques. Please keep this in mind when selecting fabrics for upholstery.

### COM Pricing

The approved COM price for non-directional fabric is the Grade 1 price and the approved COL (Customer Own Leather) is Grade 3. For all chair series, hand cut and matched stripes, patterns or prints you must add the up chart below.

Chair/Lounge - \$95 List  
 Love Seat - \$105 List  
 Sofa - \$145 List

### Flammability

OCI Seating manufacturers all its chairs to comply with California technical bulletin #117 (Cal TB 117). If customer's own material is specified, OCI Seating is not liable for said COM fabrics non-compliance with Cal TB 117.

On January 22nd, 2019, California Technical bulletin number 133, the Flammability Test Procedure for Seating Furniture for use in Public Occupancies, was replaced by the California legislature. If compliance to TB 133 is required, add \$70 list per yard of fabric utilized by the seating product specified for the application of fire barrier.

### Application of Fabric

OCI Seating requires that all COM fabrics come "backed" with, at minimum, an acrylic or similar backing. We cannot be responsible for stretching of fabrics that are not "backed" during upholstery process. OCI Seating cannot be held responsible for the appearance, behavior, quality, or performance of any COM as well as COM that are rolled reverse by the fabric supplier.

The application of patterned fabrics on curved units will be stitched to match pattern requirements. All patterns will be stitched together to produce the best results. Modifications to the stitching pattern can occur to gain the best look or results when matching patterns.

# CF STINSON | Fabric Program

OCI Seating Grade Fabric	OCI Seating Grade Fabric	OCI Seating Grade Fabric	OCI Seating Grade Fabric	OCI Seating Grade Fabric
<b>Performance Fabric</b>				<b>Vinyl &amp; Non-PVC</b>
Abstract 8+20%	Gesture Call Oci	Profile 4	Alamo 3	Naugasof 5
Ace 5	Glimpse 8	Queue 8+10%	Amplify 4	Nishiki / Nishiki 2.0 5
Acrobat 8+20%	Graffiti 8+15%	Retrograde 5	Arbor 6	Orbit / Orbit 2.0 5
Adagio 8	Graph 8	Rhythm Call Oci	Ardent 4	Overlay 7
Aero 5	Gravity 8	Riddle 5	Avant 5	Oxford / Oxford 2.0 5
Alfresco 8+10%	Handwork 8+10%	Ritz 8	Bandwidth 8+15%	Patriot Plus II 4
Alignment 8+15%	Happy Tappy Call Oci	River 8+20%	Blink Ombre 8	Patriot Plus II 2.0 4
Apprentice 4	Harrison-MB 7	Roadmap 7	Box Chain 4	Pebble Trial 8
Archer 6	Hexie Call Oci	Rubric 8+15%	Budget Black 2	Ping Pong 8+15%
Armature 8+20%	Hi-Fi 5	Salinas Call Oci	Burkshire 5	Pod 8+15%
Artisan 5	Highlands 6	San Simeon Call Oci	Cassidy / Cassidy 2.0 4	Polygon 8+15%
Batik 8+15%	Hive 5	Sarto 8	Channel / Channel 2.0	Promenade 8
Baxter 7	Honeycomb Shag 6	Season Call Oci	Chroma 5	Promenade 2.0 8
Bespoke 7	Hush 8+15%	Sensor 8+15%	(Color Porcini Only)	Raffia / Raffia 2.0 8
Bijou 8+5%	Infinity Plush Call Oci	Sequence 5	Cirque 8	Rally 4
Blip 5	Inked 8+25%	Serene Call Oci	Cirque 2.0 8	Rialto 5
Bliss 8+20%	Ishi Call Oci	Shift 5	Citadel / Citadel 2.0 5	Riverstone 7
Bloom Call OCI	JambiStripeToo! 8+5%	Shimmy 7	Clean Slate 5	Rogue II 4
Boomerang Call OCI	Jillian 5	Shuffle Call OCI	Clean Slate 2.0 5	Round Trip 8+15%
Borderline 8+10%	Kalahari 8+10%	Sleeping Bear	Colorguard 4	Route 4
Boucle Two Way 8	Kennebunk 8+15%	Dunes Call OCI	Colorguard 2.0 4	Runway 5
Breton 8+15%	Kinetic 8	Soft Spot 8+10%	Connect 4	Satchel 5
Brilliant 5	Kingsman 7	Splice 6	Connect 2.0 4	Scout/Scout 2.0 5
Brixton 8+20%	Lateral 5	Sprint Call OCI	Core / Core 2.0 4	Script/Script 2.0 6
Broadband 8+20%	Lexie 8+20%	Square One 4	Criss Cross 5	Sentiero 5
Brushwork 8+10%	Lorelai-MB 8	Stellar 6	Criss Cross 2.0 5	Sentry - HC 5
Calibration 8+15%	Luster 8	Storyboard 6	English Pub 5	Sentry -HC 2.0 5
Cannon Beach Call OCI	Mandala 8	Studio Call OCI	Essential 4	Shantung 5
Catalina 8+10%	Mantra 8+25%	Stuff 7	Fizz / Fizz 2.0 6	Shantung 2.0 5
Ceremony 8+10%	Marquetry 8+10%	Summit Call OCI	Flanders 5	Sirocco 8+15%
Charlotte 8+10%	Maze 8+20%	Swipe 8	Frequency 8	Sleek/Sleek 2.0 5
Cinema 8+15%	Menagerie Call Oci	Switchboard 8+15%	Frequency 2.0 8	Smoothie 5
Cityscape 8+5%	Metropolis Call Oci	Swivel 8	Fuse / Fuse 2.0 4	Smoothie 2.0 5
Collage Call OCI	Mixed Media 5	Sylvan 8+20%	Gabby 3	Spirit Millennium 5
Color Block Call OCI	Moby 5	Sync Call OCI	GeoMet 6	Stat - Con 8
Concourse 8+20%	Mod 8+15%	System 8+20%	Grand Sierra 4	Stitch in Time 4
Continuum 7	Modernist Call Oci	Tangram 7	Grand Sierra 2.0 4	Strand 5
Current 8+25%	Monhegan 8+15%	Thrive 8	Grille / Grille 2.0 5	Stride 5
Cush 5	Montage 8	Tidbit 8+25%	Hopsack 5	Symphony Classic 4
Cycle 8	Myth 8+20%	Torus 8+10%	Kilkenny Tweed 5	Tendril/Tendril 2.0 4
Dart 5	Network 8	Touch Base 8+5%	Kilkenny Tweed 2.0 5	Tessuto/Tessuto 2.0 5
Detail 5	New Hempstead 5	Tranquility 8	Kusari / Kusari 2.0 5	Tilt 4
District 8	Night Life 8+15%	Traverse 8+15%	Lara 4	Tinker 8+15%
Divvy Call Oci	Nubbly 8+10%	Trio Call OCI	Laredo 4	Touchstone 5
Drift 8	Obscura 7	Truss 8+20%	Lattice 4	Vector 7
Duet 8	Offset 8+20%	Tuft 8+20%	Level / Level 2.0 7	Walk the Line/Walk the
Dynamic 8+15%	Olivia 5	Turn 8+15%	Loophold 7	Line 2.0 8+15%
Eddy Call Oci	Outlander 6	Upgrade Call OCI	Loophole 2.0 7	Watercolor Grid 8+15%
Equator 8+15%	Pacifica Call Oci	Vapor 8+10%	Lunaria 8+15%	Weft 4
Euclid 6	Paradox 8+15%	Whirl 8+25%	Matrix 6	Whisper/Whisper 2.0 4
Faux Bois 8+20%	Perimeter 7	Wish 8+20%	Meteor 8+15%	Ziggy/Ziggy 2.0 5
Feature Call Oci	Pinball 8	Zanzibar Call OCI	Mica / Mica 2.0 5	
Fenestra Tool 8+15%	Plaid-itude 8+5%		Moccasin 4	
Fidget 8	Polka 5		Moccasin 2.0 4	
Figment 8+10%	Posh 7		Montana 4	
Finley 7	Power Grid 8+10%		Montana 2.0 4	
Flex 4	Premier 7		Natural World 8+15%	
Formation Call Oci	Printemps 8+15%		Natural World 2 8+15%	
Fractal 8+15%	Prodigy Call Oci			

Refer to terms and conditions for general information regarding fabrics, finishes, warranty, freight, complete condition of sales and more.

Effective Date: 3/1/2024 | ociseating.com

# MAYER | Fabric Program

OCI Seating Grade	Fabric								
		Curlicue	2	Haberdash	1	Mode	6	Soleil	8+15%
		Dakota	1	Habitat	1	Molecule	8+20%	Sonnet	6
		Dande	5	Harper	8+15%	Monogram	2	Sophisticate	2
		Dapper	1	Havana	5	Moonscape	5	Source	1
		Darning	8+20%	Haven	6	Mosaic	2	Source (Durablock)	1
		Daydream	1	Hexagon	7	Mosaic Plus	2	Space Odyssey	1
		Dazzle	1	Holiday	2	nanoguard	2	Spacer Mesh	5
	8+25%	Debonair	3	Hombre	2	Multi Crepe	3	Spartan	4
		Debut	2	Hoopla	1	Neo	6	Special Black Madrid	2
		Delano	4	Hopsack	1	New Dimensions	4	Special Black Oxen	2
		Delmar	4	Huipil	8+15%	Nexus	4	Special Black	
		Denali	8	Icon	5	Niche	7	-Sierra	2
		Destiny	2	Illusion	2	Nirvana	8+15%	Special Black	
		Destiny Plus Nanoguard	2	Images Fr	1	Noble	4	-Wallaby	2
		Detail	2	Imprint	4	Nomad	7	Spectre	1
		Disco	2	In the Groove	2	Nostalgia	2	Splendor	7
	8+15%	Discovery	3	Infinity	8+10%	Nylon-Stat	8+15%	Spokes	8+15%
		Divert	8	Interlace	6	Nylosuede	3	Static	8+15%
		Dublin Tweed	2	Interlochen	2	Obi	4	Strata	4
		Durango	5	Interlude	3	Obsession	3	Striae	1
		Duraweave	3	Intrigue	2	Odessa	8	Sula	Call OCI
		Echo	7	Jekyll & Hyde	5	Omega	5	Suna	4
		Ecosphere	7	Jitterbug	2	Optic 10	4	Sutra	4
		Eden	3	Jive	4	Orbit	1	Sydney	4
		Editor	7	Journey	2	Origami	5	Synapse	3
		Element	1	Jubilee	2	Outback	4	Tango	5
		Elevation	8	Juncture	2	Oxford	1	Tattersall	3
		Embellish	7	Kantha	8+15%	Palermo	7	Terrain	2
	8+15%	Empire Silicone	4	Karma	2	Panache	2	Terrain	
		Engrave	4	Katagami	2	Paparazzi	2	discounted colors	2
		Enliven	5	Kensington	6	Paragon	5	Textura	5
		Entourage	1	Key Largo	4	Pastime	2	Theory 10	5
		Entwine	1	Kismet	1	Patent	2	Timeline	2
		Ephesus	8+10%	Labyrinth	8+25%	Patio	5	Tranquility	8
		Equal	4	Lancaster	4	Pebble Beach	4	Truss	8
		Equation	1	Landscape	8	Peerless	1	Turnabout	2
		Equinox	1	Laramie	n/a	Phoenix	1	Tussah	1
		Erode	2	Laredo	1	Plaza	6	Twister	2
		Esprit	1	Latitude	3	Polygon	6	Utopia	6
		Essence	6	Lancaster	4	Positive Thoughts	8	Valet	1
		Etch	4	Landscape	8	Primo	2	Valor	1
	8+15%	Europa	1	Laramie	n/a	Prism 10	5	Variant 10	4
		Evolve	2	Laredo	1	Prospect	5	Vector	8+20%
	8+10%	Facets	3	Latitude	3	Puno	8+15%	Venetian	Call OCI
	Call OCI	Fairy Tales	2	Labyrinth	8+25%	Quattro	4	Venue	1
		Fanfare	8+20%	Kismet	1	Radiance	1	Verona	5
		Fedora	5	Key Largo	4	Rain Dance	1	Vertex	8+10%
		Fiji	3	Lavish	6	Ranchero	3	Vibrant	2
	8+20%	Finale	3	Legacy	5	Reflector	8+15%	Viewpoint	5
		Finesse	1	Leoni	8+5%	Refuge	8+5%	Villa	8+5%
		Fitz	8	Linen	1	Rejuvenate	4	Vintage Mohair	Call OCI
		Flair	4	Links	6	Relativity	8+15%	Vinyl Stat-ESD	7
		Florentino	4	Locomotion	1	Retro	8+25%	Vipassana	3
		Flourish	1	London	1	Reveal	2	Vogue	2
		Flower Power	1	Longhorn	7	Reverb	2	Volante	Call OCI
		Folio	1	Longitude	2	Rift	3	Voyager	7
		Form	8	Loop	7	Rio	7	Webster	8+15%
		Forte	3	Lotus	6	Round 'N Round	2	Whirligig	8+25%
		Forum	1	Luminary	4	Rumba	4	Whirlwind	4
		Foundation 10	4	Lytic	4	Sakura	3	Wildflower	3
		Frractal	8+10%	Madras	1	Samba	4	Willow	1
		Fresco	4	Malibu	6	Samurai	4	Wilson	8+15%
		Fretwork	4	Mandala	Call OCI	Saori	8+20%	Wool Boucle	Call OCI
		Friendship Quilt	7	Marathon	2	Sari	1	Xandau	8+15%
		Function	5	Marmara	8	Score	7	Zarape	2
		Furrow	3	Marvel	1	Scout	5	Zazen	4
		Fusion	6	Matka	5	Sequel	2	Zen	8
		Gala	6	Matrix	3	Sequel Plus	3	Zest	2
	8+20%	Galveston	5	Matter	7	nanoguard	3	Zip	5
	8+25%	Gatsby	7	Maverick	4	Sequence	2		
		Geisha	4	Mayfair	3	Serene	8		
		Gem	4	Maze	1	Seville	4		
		Genesis	2	Meadowlands	3	Shantung	5		
		Genesis Plus	2	Meander	2	Sherlock	1		
		Nanoguard	2	Melange	2	Shibori	5		
		Glimmer	2	Metal Strips	8+15%	Shift	8		
		Graph	3	Micro Dot	2	Signs	Call OCI		
		Grasscloth	1	Midway	4	Silk Screen	1		
		Gravity	8	Milagro	Call OCI	Silverweave	6		
	8+15%	Gridline	4	Milano	6	Sketch	5		
		Groundworks	2	Mimic	4	Slick	2		
		Guardian	1	Mingle	5	Social Network	3		
		Haarlem	8+30%	Mira	5	Soho	3		

Refer to terms and conditions for general information regarding fabrics, finishes, warranty, freight, complete condition of sales and more.

Effective Date: 3/1/2024 | ociseating.com

# MOMENTUM | Fabric Program

OCI Fabric Grade		OCI Fabric Grade		OCI Fabric Grade		OCI Fabric Grade		OCI Fabric Grade	
Amuse	5	Foundation	8+10%	Polka	8+25%	Domain	8	Leafdot CV	8
Bobby	3	Free	6	Pop UP	Call OCI	Etude	Call OCI	Leno	8+25%
Guild	3	Fuse	5	Propel	8+20%	Faux MO	8	Linen CV	6
Lens	4	Geo	5	Propensity II	1	Flock	8	Mixer Epu	7
Origin	2	Glassworks	8	Proximity	Call OCI	Hobnob	8	Mixology CV	6
Swim	4	Glide	8	Pursue	8	Infinity C-Zero	5	Nifty	6
Widget	4	Graph	5	Quince	Call OCI	Infusion	8+15%	Note CV	6
3D Grid	Call OCI	Grid	5	Raft	8+20%	Kayak	8+10%	Poetic CV	6
Ace	5	Guideline	8+20%	Revolve	Call OCI	Keynote	7	Printwork Epu	7
Aldo	Call OCI	Guru	5	Ring	8+15%	Kit	8	Rein II	7
Amenity II	Call OCI	Habit	5	Rise	6	Marathon C-Zero	5	Ringer CV	8
Audubon	Call OCI	Hearsay	Call OCI	Rivet	4	Millennium C-Zero	5	Row	7
Bandwidth II	8+15%	Highline	8+20%	Rombu	Call OCI	Oath	8	Sanya CV	6
Bangle	4	Hitch	8	Ronda	Call OCI	Odyssey C-Zero	5	Sensory CV	6
Banter	Call OCI	Hop	8+10%	Rubato	8	Overpass	8+5%	Sidestep	8+15%
Beep	6	Hue	6	Rush Hour	Call OCI	Phase	3	Silica Andy	8+15%
Beta	6	Insight	4	Sail	8	Reverb	3	Silica Arc	8+15%
Bloko	Call Oci	Interim	Call OCI	Scatter	4	Roster	Call OCI	Silica Bauble	8+15%
Boheme	8+10%	Intermix II	1	Scrabble	4	Score	8	Silica Bubbler	Call OCI
Boom II	7	Iota	8+15%	Site Line	Call OCI	Shuttle	8	Silica Blend	8+5%
Borders	8+20%	Jitney	8+10%	Sketching Air	Call OCI	Solitare	7	Silica Bracket	8+15%
Boxcar	8	Jot	5	Skip	6	Sport	7	Silica Compass	8+15%
Brink	8+15%	Journal	Call OCI	Slice	5	Synergy	8	Silica Checker	Call OCI
Brisk	8+25%	Kinney	5	Small Talk	8+25%	Tag	8	Silica Chopsticks	7
Build	8	Knack	6	Solace	7	Tradition C-Zero	5	Silica Cusp	8+15%
Buoy	8+20%	Lark	7	Solace	7	Trefoil	8+10%	Silica Deflect	8+15%
Cairns	Call OCI	Lateral	8	Starboard	8	Trilogy	8+10%	Silica Effloresce	8+15%
Camber	Call OCI	Ledge	7	Story	8+20%	Viva II	2	Silica Etc.	8+15%
Carlo	Call OCI	Lella	8+5%	Stroll	6	Waver	8	Silica Excursion	Call OCI
Centric	8+20%	Level	8+15%	Strum	8+10%			Silica Fiona	Call OCI
Chipper	Call OCI	Lina	Call OCI	Strut	7			Silica Flick	Call OCI
Chromatic	8+15%	Lineup	5	Subdivide	8+20%			Silica Fresco	Call OCI
Civil	8+15%	Lloyd	6	Sunny	8+5%			Silica Fritz	Call OCI
Clang	6	Lore	Call OCI	Syntax	5			Silica Gidget	8+15%
Climb	8+20%	Lucio	Call OCI	Tack	6			Silica Hiatus	Call OCI
Coda	8+5%	Ludwig	6	Tactic	Call OCI			Silica Hoop	Call OCI
Collect	8	Mandala	8+10%	Tech Weave	Call OCI			Silica Hoop	Call OCI
Colorwheel	8+15%	Mapping Ideas	Call OCI	Tesla	8+20%			Silica Jig	Call OCI
Crespo	4	Marcel	5	Tilt	8+10%			Silica Kip	Call OCI
Croquet	8	Mello	5	Toggle	5			Silica Leather	8+10%
Crossing Colors	Call OCI	Mezzanine	8+10%	Trapeze	3			Silica Likely	8+15%
Cube	8+15%	Mikro	8+15%	Trivia	8+25%			Silica Motive	7
Culture	8	Nagoya	3	Tufted	Call OCI			Silica Reach	8+15%
Current	6	Nestle	4	Turin	3			Silica Roam	8+15%
Cutout	8+15%	Nimble	Call OCI	Uplift	4			Silica Scout	8+15%
Dart	5	Nubble	8	Via	6			Silica Spoke	8+15%
Dash	8	Otto	6	Vox	5			Silica Strata	8+15%
Decode	4	Painting Strokes	Call OCI	Wander	8			Silica Stride	8+15%
Deka	5	Panorama	Call OCI	Weaving Palettes	Call			Silica Suede	8
Drawing Lines	Call OCI	Pantheon	8+25%	OCI				Silica Tao	8+15%
Drift	8+20%	Parable	8+15%	Well Well Well	Call OCI			Silica Tech	8+10%
Ebb	Call OCI	Parenthesis	3	Whim	8+15%			Silica Thatch	8+15%
Edison	Call OCI	Pax	8+20%	Why Why Why	Call OCI			Silica Today	8+15%
Embark	2	Perk	4					Here Now	
Epic	5	Photon	Call OCI					Silica Triad	8+15%
Essay	8+20%	Phrase	8+15%					Silica Waltz	8+15%
Explore	8+25%	Pierre	Call OCI					Silica Wifi	8+15%
Expo	4	Ping	5					Speakeasy CV	7
Expression	8+10%	Pip	6					Spunk CV	7
Feltro	5	Piper	8					Tanner	5
Fletcher	8+10%	Pique	4					Tradewinds CV	8
Float	6	Pixelate	7					Twill Epu	7
Flow	2	Pla.Spa.Faces	Call OCI					Vanish	8+5%
Flux	Call OCI	Plan	7					Velocity	7
Focal	4	Platform	8+10%					Whisp	8+5%
Fold	Call OCI	Point	4					Witzel CV	7
								Yamplay CV	8
								Zipped	8+20%

OCI Fabric Grade		OCI Fabric Grade	
Polka	8+25%	Domain	8
Pop UP	Call OCI	Etude	Call OCI
Propel	8+20%	Faux MO	8
Propensity II	1	Flock	8
Proximity	Call OCI	Hobnob	8
Pursue	8	Infinity C-Zero	5
Quince	Call OCI	Infusion	8+15%
Raft	8+20%	Kayak	8+10%
Revolve	Call OCI	Keynote	7
Ring	8+15%	Kit	8
Rise	6	Marathon C-Zero	5
Rivet	4	Millennium C-Zero	5
Rombu	Call OCI	Oath	8
Ronda	Call OCI	Odyssey C-Zero	5
Rubato	8	Overpass	8+5%
Rush Hour	Call OCI	Phase	3
Sail	8	Reverb	3
Scatter	4	Roster	Call OCI
Scrabble	4	Score	8
Site Line	Call OCI	Shuttle	8
Sketching Air	Call OCI	Solitare	7
Skip	6	Sport	7
Slice	5	Synergy	8
Small Talk	8+25%	Tag	8
Solace	7	Tradition C-Zero	5
Starboard	8	Trefoil	8+10%
Story	8+20%	Trilogy	8+10%
Stroll	6	Viva II	2
Strum	8+10%	Waver	8
Strut	7		
Subdivide	8+20%		
Sunny	8+5%		
Syntax	5		
Tack	6		
Tactic	Call OCI		
Tech Weave	Call OCI		
Tesla	8+20%		
Tilt	8+10%		
Toggle	5		
Trapeze	3		
Trivia	8+25%		
Tufted	Call OCI		
Turin	3		
Uplift	4		
Via	6		
Vox	5		
Wander	8		
Weaving Palettes	Call		
OCI			
Well Well Well	Call OCI		
Whim	8+15%		
Why Why Why	Call OCI		

OCI Fabric Grade		OCI Fabric Grade	
Caravan	6	Coated Fabrics	
Cover Cloth	5	Beeline Epu	5
Faux Felt	6	Canter Epu	4
Smart Soft	6	Evo EV	5
Acrobat	8	Hyde	5
Almanac	Call OCI	Moguel Epu	6
Ascend	8	Silica	8
Byways	3	Tribeca CV	6
Central	8	Vanguard CV	6
Channel	8	Whit Epu	6
Crosswise	8	Acoustic	Call OCI
Docket	Call OCI	Agora II	7
		Anthology CV	8
		Archer	8+20%
		Artisanal Epu	7
		Bravo II	8
		Carson CV	3
		Cashmere II	7
		Chime CV	8
		Cotton CV	8
		Cycle	8
		Dexter Epu	5
		Dome CV	6
		Endurance Epu	6
		Eon Epu	7
		Fidget CV	8
		Follow CV	8
		Foray	8
		Frida CV	8
		Groove Epu	7
		Halo	8+15%
		Improv CV	6
		Jackpot CV	8
		Keeper CV	6
		Kindred	8+15%
		Lasanna CV	8
		Lasso CV	8

Refer to terms and conditions for general information regarding fabrics, finishes, warranty, freight, complete condition of sales and more.

Effective Date: 3/1/2024 | ociseating.com

# SYMPHONY | Reception Seating

## Product Features:

- Engineered Solid Alder Hardwood Frames
- Fixed Seat Cushion With Steel Sinuous Spring Suspension
- High Resilient Long Lasting Polyfoam
- Wood Legs Standard in 18 Finishes
- Chrome, Satin Nickel or Black (3") Legs Optional \$105 list
- Front Leg Caster Optional
- Tablet Arm Option Available with Side Stow
- 300 LB Test Rating
- 2 Different Styles of Free Standing Tables (pages 49)

## OCI Seating Finishes:

Mahogany, Summit Cherry, Dark Cherry, Clear Maple, Pacific Cherry, OFS Cherry, Summit Maple, OCI Jade, OCI Espresso, Walnut, Cognac, OCI Light Cherry, Black Lacquer, CI Honey, CI Cherry, OCI Café, Slate Grey & Smoke Grey

**Optional Power Unit** consists of 1 power module, 1 USB & 1 USB-C port. Six foot power cord is standard. Silver flush mounted cover plate. Units will be located on right front as seated unless otherwise specified.



Refer to page 7 for OCI SEATING Freight Program.

Model	Description	FABRIC / LEATHER GRADES									
		1 COM	2	3 COL	4	5	6	7	8	L1	L2
500	<b>Club Chair</b> 31.5 W x 34 D x 34 H Seat: 22 W x 21.5 D Seat Height: 19 Arm Height: 26 COM: 4 yds. Carton: 24 Cu. Ft. Ship Weight: 62 lbs.	1800	1960	2115	2220	2380	2535	2640	2800	2430	2955
502	<b>Love Seat</b> 57.5 W x 34 D x 34 H Seat: 48 W x 21.5 D Seat Height: 19 Arm Height: 26 COM: 6 yds. Carton: 43 Cu. Ft. Ship Weight: 99 lbs.	2555	2845	2960	3135	3320	3530	3765	3950	3450	4655
503	<b>Sofa</b> 79.5 W x 34 D x 34 H Seat: 70 W x 21.5 D Seat Height: 19 Arm Height: 26 COM: 8 yds. Carton: 58 Cu. Ft. Ship Weight: 122 lbs.	3200	3545	3635	3860	4115	4415	4735	4970	4210	5785

## Optional / Upgrades

-Solid Wood Tablet Arm with Side Stow	\$550 List	<ul style="list-style-type: none"> <li>• When combining different grade fabric, use the higher grade.</li> <li>• When combining fabric of the same grade, Two Tone \$75 List.</li> <li>• Custom wood finishes available upon request - add \$225 Net per color.</li> </ul>
-500C - Front Caster Option	\$100 List	
-500CL - Chrome, Satin Nickel or Black (3") Legs Option	\$105 List	
-Contrasting Welt	\$95 List	
-Power Unit	\$395 List	

Refer to terms and conditions for general information regarding fabrics, finishes, warranty, freight, complete condition of sales and more.

Effective Date: 3/1/2024 | ociseating.com



# FLAIR | Reception Seating

## Product Features:

- Engineered Solid Alder Hardwood Frames
- Fixed Seat Cushion With Steel Sinuous Spring Suspension
- High Resilient Long Lasting Polyfoam
- Wood Legs Standard in 18 Finishes
- Chrome Legs Optional
- 300 LB Test Rating
- 2 Different Styles of Free Standing Tables (pages 49)


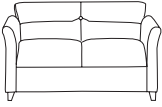

## OCI Seating Finishes:

Mahogany, Summit Cherry, Dark Cherry, Clear Maple, Pacific Cherry, OFS Cherry, Summit Maple, OCI Jade, OCI Espresso, Walnut, Cognac, OCI Light Cherry, Black Lacquer, CI Honey, CI Cherry, OCI Café, Slate Grey & Smoke Grey

**Optional Power Unit** consists of 1 power module, 1 USB & 1 USB-C port. Six foot power cord is standard. Silver flush mounted cover plate. Units will be located on right front as seated unless otherwise specified.



Refer to page 7 for OCI SEATING Freight Program.

Model	Description	FABRIC / LEATHER GRADES									
		1 COM	2	3 COL	4	5	6	7	8	L1	L2
<b>510</b> 	<b>Club Chair</b> 31.25 W x 30 D x 30.5 H Seat: 21.5 W x 20.25 D Seat Height: 19.25 Arm Height: 25.75 COM: 4 yds. Carton: 24 Cu. Ft. Ship Weight: 64 lbs.	2015	2185	2280	2400	2535	2700	2830	2960	2750	3590
<b>512</b> 	<b>Love Seat</b> 54 W x 30 D x 30.5 H Seat: 44.25 W x 20.25 D Seat Height: 19.25 Arm Height: 25.75 COM: 6 yds. Carton: 43 Cu. Ft. Ship Weight: 99 lbs.	2825	3090	3230	3405	3590	3825	4140	4270	3770	4925
<b>513</b> 	<b>Sofa</b> 76.5 W x 31 D x 30.5 H Seat: 66 W x 20.25 D Seat Height: 19.25 Arm Height: 25.75 COM: 7.5 yds. Carton: 58 Cu. Ft. Ship Weight: 121 lbs.	3440	3785	3915	4170	4400	4695	5015	5255	4700	6170

## Optional / Upgrades

-510CL - Chrome Legs	\$105 List	<ul style="list-style-type: none"> <li>• When combining different grade fabric, use the higher grade.</li> <li>• When combining fabric of the same grade, Two Tone \$75 List.</li> <li>• Custom wood finishes available upon request - add \$225 Net per color.</li> </ul>
-Contrasting Welt	\$95 List	
-Power Unit	\$395 List	

# EDGE | Reception Seating

## Product Features:

- Engineered Solid Alder Hardwood Frames
- Fixed Seat Cushion With Steel Sinuous Spring Suspension
- High Resilient Long Lasting Polyfoam
- Wood Legs Standard in 18 Finishes
- Chrome Legs Optional
- 300 LB Test Rating
- 2 Different Styles of Free Standing Tables (pages 49)

## OCI Seating Finishes:

Mahogany, Summit Cherry, Dark Cherry, Clear Maple, Pacific Cherry, OFS Cherry, Summit Maple, OCI Jade, OCI Espresso, Walnut, Cognac, OCI Light Cherry, Black Lacquer, CI Honey, CI Cherry, OCI Café, Slate Grey & Smoke Grey



Refer to page 7 for OCI SEATING Freight Program.

Model	Description	FABRIC / LEATHER GRADES									
		1 COM	2	3 COL	4	5	6	7	8	L1	L2
540	<b>Club Chair</b> 32.5 W x 30.5 D x 31 H Seat: 23 W x 20.25 D Seat Height: 19 Arm Height: 25.25 COM: 3.75 yds. Carton: 24 Cu. Ft. Ship Weight: 64 lbs.	1985	2155	2250	2370	2505	2670	2800	2930	2720	3455
542	<b>Love Seat</b> 55 W x 30.5 D x 31 H Seat: 45 W x 20.25 D Seat Height: 19 Arm Height: 25.25 COM: 6 yds. Carton: 43 Cu. Ft. Ship Weight: 95 lbs.	2750	3015	3155	3330	3515	3695	3985	4110	3695	4850
543	<b>Sofa</b> 78.25 W x 30.5 D x 31 H Seat: 68 W x 20.25 D Seat Height: 19 Arm Height: 25.25 COM: 7.5 yds. Carton: 58 Cu. Ft. Ship Weight: 117 lbs.	3350	3665	3765	4035	4245	4505	4815	5030	4610	6080
544	<b>Ottoman</b> 20 W x 20 D x 16 H COM: 1.25 yds. Carton: 5.5 Cu. Ft. Ship Weight: 25 lbs.	1105	1160	1210	1280	1370	1395	1450	1475	NA	1630

## Optional / Upgrades

-540CL Chrome Legs

\$105 List

- When combining different grade fabric, use the higher grade.
- When combining fabric of the same grade, Two Tone \$75 List.
- Custom wood finishes available upon request
- add \$225 Net per color.

Refer to terms and conditions for general information regarding fabrics, finishes, warranty, freight, complete condition of sales and more.

Effective Date: 3/1/2024 | ociseating.com

# FLUX | Modular / Reception Seating

## Product Features:

- Engineered Solid Alder Hardwood Frames
- 2 Piece Separate Seat and Back with Web Suspension
- High Resilient Long Lasting Polyfoam
- Chrome, Satin Nickel or Black (3") Legs
- Gangable Options
- 300 LB Test Rating
- Choose From Two Different Table Styles




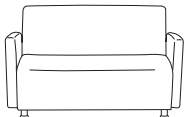

## OCI Seating Finishes:

Mahogany, Summit Cherry, Dark Cherry, Clear Maple, Pacific Cherry, OFS Cherry, Summit Maple, OCI Jade, OCI Espresso, Walnut, Cognac, OCI Light Cherry, Black Lacquer, CI Honey, CI Cherry, OCI Café, Slate Grey & Smoke Grey

**Optional Power Unit** consists of 1 power module, 1 USB & 1 USB-C port. Six foot power cord is standard. Silver flush mounted cover plate. Units will be located on right front as seated unless otherwise specified.



Refer to page 7 for OCI SEATING Freight Program.

Model	Description	FABRIC / LEATHER GRADES								L1	L2
		1 COM	2	3 COL	4	5	6	7	8		
550C 	<b>Club Chair</b> 30 W x 29 D x 33.5 H Seat: 24.75 W x 21.5 D Seat Height: 19 Arm Height: 26 COM: 4.25 yds. Carton: 24 Cu. Ft. Ship Weight: 65 lbs.	1935	2095	2250	2355	2515	2670	2775	2935	NA	3090
550 	<b>Armless</b> 25 W x 29 D x 33.5 H Seat: 25 W x 21.5 D Seat Height: 19 COM: 2.75 yds. Carton: 17 Cu. Ft. Ship Weight: 46 lbs.	1560	1695	1780	1830	1885	1930	2115	2225	NA	2505
550L/R 	<b>Left or Right</b> 28 W x 29 D x 33.5 H Seat: 24.75 W x 21.5 D Seat Height: 19 Arm Height: 26 COM: 3.5 yds. Carton: 24 Cu. Ft. Ship Weight: 57 lbs.	1735	1905	2000	2120	2255	2420	2550	2680	NA	3310
552C 	<b>Love Seat</b> 53 W x 29 D x 33.5 H Seat: 47 W x 21.5 D Seat Height: 19 Arm Height: 26 COM: 5.5 yds. Carton: 43 Cu. Ft. Ship Weight: 98 lbs.	2565	2855	2970	3145	3330	3510	3800	3925	NA	4455
552 	<b>Armless</b> 48 W x 29 D x 33.5 H Seat: 48 W x 21.5 D Seat Height: 19 COM: 4.25 yds. Carton: 43 Cu. Ft. Ship Weight: 68 lbs.	2090	2270	2370	2495	2640	2810	2950	3085	NA	3415

## Optional / Upgrades

- Unite Ganging Bracket \$120 List
- Ganging Bracket \$100 List
- Power Unit \$395 List
- Solid Wood Tablet Arm with Side Stow \$550 List

• Custom wood finishes available upon request - add \$225 Net per color.

### Important Note:

Please include a layout drawing with your order so we can help you specify left, right or left and right ganging along with any information of applying special fabrics in the absence of specific fabric instructions, OCI reserves the right to upholster units at our discretion.

- When combining fabric of the same grade, Two Tone \$75 List.
- When combining different grade fabric, use higher grade.

Refer to terms and conditions for general information regarding fabrics, finishes, warranty, freight, complete condition of sales and more.

Effective Date: 3/1/2024 | ociseating.com

# FLUX | Modular / Reception Seating

## Product Features:

- Engineered Solid Alder Hardwood Frames
- 2 Piece Separate Seat and Back with Web Suspension
- High Resilient Long Lasting Polyfoam
- Chrome, Satin Nickel or Black (3") Legs
- Gangable Options
- 300 LB Test Rating
- Choose From Two Different Table Styles



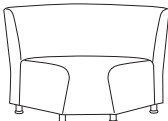


## OCI Seating Finishes:

Mahogany, Summit Cherry, Dark Cherry, Clear Maple, Pacific Cherry, OFS Cherry, Summit Maple, OCI Jade, OCI Espresso, Walnut, Cognac, OCI Light Cherry, Black Lacquer, CI Honey, CI Cherry, OCI Café, Slate Grey & Smoke Grey

**Optional Power Unit** consists of 1 power module, 1 USB & 1 USB-C port. Six foot power cord is standard. Silver flush mounted cover plate. Units will be located on right front as seated unless otherwise specified.



Refer to page 7 for OCI SEATING Freight Program.

Model	Description	FABRIC / LEATHER GRADES									
		1 COM	2	3 COL	4	5	6	7	8	L1	L2
552L/R	<b>Left or Right</b> 51 W x 29 D x 33.5 H Seat: 47.5 W x 21.5 D Seat Height: 19 Arm Height: 26 COM: 4.75 yds. Carton: 43 Cu. Ft. Ship Weight: 77 lbs.	2415	2625	2730	2865	3045	3180	3360	3570	NA	4515
											
550W	<b>Wedge</b> 30 W x 35 D x 33.5 H Seat: 22 W x 21.5 D Seat Height: 19 COM: 3.25 yds. Carton: 43 Cu. Ft. Ship Weight: 46 lbs.	1835	2005	2100	2220	2355	2520	2650	2780	NA	3410
											
550CW	<b>Corner Wedge</b> 52 W x 31 D x 33.5 H Seat: 24.75 W x 21.5 D Seat Height: 19 COM: 5 yds. Carton: 43 Cu. Ft. Ship Weight: 85 lbs.	2445	2710	2850	3025	3210	3390	3680	3805	NA	5070
											
550IT	<b>Inner Table</b> 24 W x 24 D x 16 H COM: 1 yds. Carton: 9 Cu. Ft. Ship Weight: 47 lbs.	1460	1520	1590	1615	1690	1715	1750	1805	NA	1935
											
550CT	<b>Corner Table</b> 30 W x 30 D x 16 H COM: 1.5 yds. Carton: 11 Cu. Ft. Ship Weight: 55 lbs.	1835	1925	1980	2045	2150	2205	2285	2335	NA	2390
											
	<b>When space planning, allow 39" x 39" from corner</b>										

## Optional / Upgrades

-Unite Ganging Bracket	\$120 List
-Ganging Bracket	\$100 List
-Power Unit	\$395 List
-Solid Wood Tablet Arm with Side Stow	\$550 List

Refer to terms and conditions for general information regarding fabrics, finishes, warranty, freight, complete condition of sales and more.

Effective Date: 3/1/2024 | ociseating.com

# TUX | Reception Seating

## Product Features:

- Engineered Solid Alder Hardwood Frames
- Separate Seat Cushion With Steel Sinuous Spring Suspension
- High Resilient Long Lasting Polyfoam
- Standard Chrome, Black Leg Option
- Tablet Arm Option Available with Side Stow
- 300 LB Test Rating
- 2 Different Styles of Free Standing Tables (pages 49)

## OCI Seating Finishes:

Mahogany, Summit Cherry, Dark Cherry, Clear Maple, Pacific Cherry, OFS Cherry, Summit Maple, OCI Jade, OCI Espresso, Walnut, Cognac, OCI Light Cherry, Black Lacquer, CI Honey, CI Cherry, OCI Café, Slate Grey & Smoke Grey

**Optional Power Unit** consists of 1 power module, 1 USB & 1 USB-C port. Six foot power cord is standard. Silver flush mounted cover plate. Units will be located on right front as seated unless otherwise specified.



Refer to page 7 for OCI SEATING Freight Program.

Model	Description	FABRIC / LEATHER GRADES									
		1 COM	2	3 COL	4	5	6	7	8	L1	L2
560	<b>Club Chair</b> 31 W x 30.5 D x 33.5 H Seat: 23.25 W x 20.5 D Seat Height: 18 Arm Height: 27 COM: 5 yds. Carton: 24 Cu. Ft. Ship Weight: 70 lbs.	2030	2220	2320	2440	2585	2750	2900	3030	2820	4185
562	<b>Love Seat</b> 56.25 W x 30.5 D x 33.5 H Seat: 48.5 W x 20.5 D Seat Height: 18 Arm Height: 27 COM: 7.5 yds. Carton: 43 Cu. Ft. Ship Weight: 112 lbs.	2870	3215	3345	3600	3830	4125	4445	4685	4130	5495
563	<b>Sofa</b> 78.5 W x 30.5 D x 33.5 H Seat: 70.5 W x 20.5 D Seat Height: 18 Arm Height: 27 COM: 10 yds. Carton: 58 Cu. Ft. Ship Weight: 137 lbs.	3385	3885	3990	4280	4570	4750	5170	5480	5275	6745

## Optional / Upgrades

- |   |            |  |
|---|------------|--|
| -Choose from Chrome or Black Leg Option | No Charge  | • When combining different grade fabric, use the higher grade. |
| -Solid Wood Tablet Arm with Side Stow   | \$550 List | • When combining fabric of the same grade, Two Tone \$75 List. |
| -Power Unit                             | \$395 List |  |



# IMPERIAL | Reception Seating

## Product Features:

- Engineered Solid Alder Hardwood Frames
- Fixed Seat Cushion With Steel Sinuous Spring Suspension
- High Resilient Long Lasting Polyfoam
- Wood Legs Standard in 18 Finishes
- Tablet Arm Option Available with Side Stow
- Choose From Plain Back or Two Different Sewing Patterns (CS-Cross Stitch or HS-Horizontal Stitch)
- 2 Different Styles of Free Standing Tables (pages 49)
- 300 LB Test Rating

## OCI Seating Finishes:

Mahogany, Summit Cherry, Dark Cherry, Clear Maple, Pacific Cherry, OFS Cherry, Summit Maple, OCI Jade, OCI Espresso, Walnut, Cognac, OCI Light Cherry, Black Lacquer, CI Honey, CI Cherry, OCI Café, Slate Grey & Smoke Grey

**Optional Power Unit** consists of 1 power module, 1 USB & 1 USB-C port. Six foot power cord is standard. Silver flush mounted cover plate. Units will be located on right front as seated unless otherwise specified.



Refer to page 7 for OCI SEATING Freight Program.

Model	Description	FABRIC / LEATHER GRADES									
		1 COM	2	3 COL	4	5	6	7	8	L1	L2
570	<b>Club Chair</b> 30.5 W x 31.75 D x 36 H Seat: 21.75 W x 20 D Seat Height: 19 Arm Height: 26 COM: 4.25 yds. Carton: 24 Cu. Ft. Ship Weight: 65 lbs.	2195	2365	2460	2580	2715	2880	3010	3140	2930	3770
572	<b>Love Seat</b> 64 W x 31.75 D x 36 H Seat: 55 W x 20 D Seat Height: 19 Arm Height: 26 COM: 7 yds. Carton: 43 Cu. Ft. Ship Weight: 107 lbs.	3045	3360	3460	3730	3940	4200	4510	4725	4305	5565

## Optional / Upgrades

- |                                       |            |  |
|---------------------------------------|------------|--|
| -Solid Wood Tablet Arm with Side Stow | \$550 List | <ul style="list-style-type: none"> <li>• When combining different grade fabric, use the higher grade.</li> <li>• When combining fabric of the same grade, Two Tone \$75 List.</li> <li>• Custom wood finishes available upon request - add \$225 Net per color.</li> </ul> |
| -Power Unit                           | \$395 List |  |

# TAHOE | Reception Seating

## Product Features:

- Engineered Solid Alder Hardwood Frames
- Fixed Seat Cushion With Steel Sinuous Spring Suspension
- High Resilient Long Lasting Polyfoam
- Chrome, or Satin Nickel Leg Standard
- Mobile Front Caster Option with Satin Nickel Back Handle
- Tablet Arm Option Available with Side Stow
- 300 LB Test Rating
- 2 Different Styles of Free Standing Tables (pages 49)

## OCI Seating Finishes:

Mahogany, Summit Cherry, Dark Cherry, Clear Maple, Pacific Cherry, OFS Cherry, Summit Maple, OCI Jade, OCI Espresso, Walnut, Cognac, OCI Light Cherry, Black Lacquer, CI Honey, CI Cherry, OCI Café, Slate Grey & Smoke Grey

**Optional Power Unit** consists of 1 power module, 1 USB & 1 USB-C port. Six foot power cord is standard. Silver flush mounted cover plate. Units will be located on right front as seated unless otherwise specified.



Refer to page 7 for OCI SEATING Freight Program.

Model	Description	FABRIC / LEATHER GRADES									
		1 COM	2	3 COL	4	5	6	7	8	L1	L2
590	<b>Club Chair</b> 31.5 W x 31 D x 33.5 H Seat: 22.75 W x 21.25 D Seat Height: 19 Arm Height: 25.24 COM: 4.25 yds. Carton: 24 Cu. Ft. Ship Weight: 73 lbs.	1820	1990	2085	2205	2340	2505	2635	2765	2610	3395
592	<b>Love Seat</b> 64 W x 31.75 D x 36 H Seat: 55 W x 20 D Seat Height: 19 Arm Height: 25.24 COM: 6.75 yds. Carton: 43 Cu. Ft. Ship Weight: 107 lbs.	2860	3175	3275	3545	3755	4015	4325	4540	4120	5380

## Optional / Upgrades

- Choose from Chrome or Satin Nickel Legs No Charge
- Solid Wood Tablet Arm with Side Stow \$550 List
- 590 Mobile with Front Casters & Satin Nickel Back Handle \$225 List
- Power Unit \$395 List

- When combining different grade fabric, use the higher grade.
- When combining fabric of the same grade, Two Tone \$75 List.

# HARMONY | Reception Seating

## Product Features:

- Engineered Solid Alder Hardwood Frames
- Fixed Seat Cushion With Steel Sinuous Spring Suspension
- High Resilient Long Lasting Polyfoam
- Standard Black Wood Legs
- Chrome or Satin Nickel Legs Optional
- Tablet Arm Option Available with Side Stow
- 300 LB Test Rating
- 2 Different Styles of Free Standing Tables (pages 49)

## OCI Seating Finishes:

Mahogany, Summit Cherry, Dark Cherry, Clear Maple, Pacific Cherry, OFS Cherry, Summit Maple, OCI Jade, OCI Espresso, Walnut, Cognac, OCI Light Cherry, Black Lacquer, CI Honey, CI Cherry, OCI Café, Slate Grey & Smoke Grey



Refer to page 7 for OCI SEATING Freight Program.

Model	Description	FABRIC / LEATHER GRADES								L1	L2
		1 COM	2	3 COL	4	5	6	7	8		
610	<b>Club Chair</b> 31.5 W x 30 D x 31.5 H Seat: 19.25 W x 20.25 D Seat Height: 19 Arm Height: 23.5 COM: 3.75 yds. Carton: 24 Cu. Ft. Ship Weight: 70 lbs.	1620	1790	1885	2005	2140	2305	2435	2565	NA	3195
613	<b>Sofa</b> 75.25 W x 30 D x 31.25 H Seat: 55 W x 20.25 D Seat Height: 19 Arm Height: 23.5 COM: 7 yds. Carton: 43 Cu. Ft. Ship Weight: 153 lbs.	3490	3805	3905	4175	4385	4645	4955	5170	NA	6130

## Optional / Upgrades

- Solid Wood Tablet Arm with Side Stow (Includes Alteration to Arms) \$750 List
- Chrome or Satin Nickel Leg Option - 610CL \$150 List
- Optional Wood Leg Finishes \$150 List

- When combining different grade fabric, use the higher grade.
- When combining fabric of the same grade, Two Tone \$75 List.

# TUX LITE | Reception Seating

## Product Features:

- Engineered Solid Alder Hardwood Frames
- Fixed Seat Cushion With Steel Sinuous Spring Suspension
- High Resilient Long Lasting Polyfoam
- Standard Brushed Silver Legs
- Wood Legs in 18 Finishes Optional
- Chrome Sled Base Optional
- Tablet Arm Option Available with Side Stow
- 300 LB Test Rating
- 2 Different Styles of Free Standing Tables (pages 49)

## OCI Seating Finishes:

Mahogany, Summit Cherry, Dark Cherry, Clear Maple, Pacific Cherry, OFS Cherry, Summit Maple, OCI Jade, OCI Espresso, Walnut, Cognac, OCI Light Cherry, Black Lacquer, CI Honey, CI Cherry, OCI Café, Slate Grey & Smoke Grey

**Optional Power Unit** consists of 1 power module, 1 USB & 1 USB-C port. Six foot power cord is standard. Silver flush mounted cover plate. Units will be located on right front as seated unless otherwise specified.



Refer to page 7 for OCI SEATING Freight Program.

Model	Description	FABRIC / LEATHER GRADES									
		1 COM	2	3 COL	4	5	6	7	8	L1	L2
710	<b>Club Chair</b> 28.5 W x 30 D x 34.25 H Seat: 22.25 W x 20.75 D Seat Height: 18.5 Arm Height: 26.75 COM: 4 yds. Carton: 24 Cu. Ft. Ship Weight: 68 lbs.	1625	1835	1940	2045	2205	2355	2465	2625	NA	2915
712	<b>Love Seat</b> 55 W x 30 D x 34.25 H Seat: 47.75 W x 20.75 D Seat Height: 18.5 Arm Height: 26.75 COM: 5.5 yds. Carton: 43 Cu. Ft. Ship Weight: 106 lbs.	2795	3060	3190	3350	3530	3740	3900	4055	NA	4580
713	<b>Sofa</b> 72.75 W x 30 D x 34.25 H Seat: 65.75 W x 20.75 D Seat Height: 18.5 Arm Height: 26.75 COM: 7 yds. Carton: 97 Cu. Ft. Ship Weight: 125 lbs.	3530	3820	4005	4260	4490	4785	5105	5345	NA	5920

## Optional / Upgrades

- Solid Wood Tablet Arm with Side Stow
- Wood Leg Option
- Chrome Sled Base
- Power Unit

\$550 List  
 \$150 List  
 \$425 List  
 \$395 List

- When combining different grade fabric, use the higher grade.
- When combining fabric of the same grade, Two Tone \$75 List.
- Custom wood finishes available upon request - add \$225 Net per color.



**Product Features:**

---

- Lounge, Love Seat and Sofa Models
- 6" raised legs allow for easy cleaning
- Complementing tables available
- Metal Base available in Chrome, Silver and Black
- Wood Tablet Option available in solid wood
- Power Unit Option available
- Starting List Price \$1,870
- 300 LB Test Rating

**Standard Metal Base Finishes:**

- C - Chrome
- S - Silver

**Optional Metal Base Finish:**

- B - Black \$35 List

**Optional / Upgrades**

---

- Solid Wood Tablet Arm with Side Stow \$550 List
- Power Unit 1 USB, 1 USB-C & 1 Plug) \$395 List
- Cup Holder \$195 List

Refer to page 7 for OCI SEATING Freight Program.



# MASSO | Reception Seating

## Product Features:

- Lounge, Love Seat and Sofa Models
- 6" raised legs allow for easy cleaning
- Complementing tables available
- Metal Base available in Chrome, Silver and Black
- Wood Tablet Option available in solid wood
- Power Unit Option available
- Starting List Price \$1930
- 300 LB Test Rating

## Standard Metal Base Finishes:



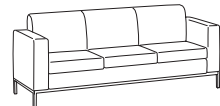
- C - Chrome
- S - Silver

## Optional Metal Base Finish:

- B - Black - \$35 List



Refer to page 7 for OCI SEATING Freight Program.

Model	Description	FABRIC / LEATHER GRADES								
		1 COM	2	3 COL	4	5	6	7	8	L2
 <b>2001</b> <b>Lounge Chair</b> 35 W x 32 D x 34 H Seat: 22 W x 20.5 D Seat Height: 17.5 Arm Height: 27.5 COM: 4.25 yds. Carton: 25 Cu. Ft. Ship Weight: 95 lbs.	1930	2115	2245	2330	2485	2615	2745	2905	3605	
 <b>2002</b> <b>Love Seat</b> 61 W x 32 D x 34 H Seat: 48 W x 20.5 D Seat Height: 17.5 Arm Height: 27.5 COM: 6 yds. Carton: 44 Cu. Ft. Ship Weight: 118 lbs.	2850	3115	3255	3430	3615	3795	4085	4210	5680	
 <b>2003</b> <b>Sofa</b> 82 W x 32 D x 34 H Seat: 69 W x 20.5 D Seat Height: 17.5 Arm Height: 27.5 COM: 7.75 yds. Carton: 58 Cu. Ft. Ship Weight: 140 lbs.	3645	4010	4120	4410	4685	4980	5275	5590	7320	

## Optional / Upgrades

- Solid Wood Tablet Arm with Side Stow
- Power Unit 1 USB, 1 USB-C & 1 Plug)
- Cup Holder

- \$550 List
- \$395 List
- \$195 List

- When combining different grade fabric, use the higher grade.
- When combining fabric of the same grade, Two Tone \$75 List.



## Product Features:

---

- Square, Round and Rectangular top shapes
- Designed to coordinate with Masso Seating Line
- Laminate and Veneer top material options
- Laminate and Veneer tops are .75" thick
- Laminate available in 6 standard colors
- For custom Laminate or Veneer options pre-approval is required. Please contact customer service.
- Veneer available in all standard OCI finishes on Maple. Please refer to our website for current veneer colors
- Standard laminate top finishes comes standard with matching PVC edge color
- For veneer tops, edge will match top finish color, unless specified
- Square metal legs available in 3 finishes Chrome, Silver and Black
- All dimensions are nominal
- Tables available in 17" and 20" heights
- Refer to terms and conditions for general information, finishes, warranty, freight and complete terms and condition of sales and more.

## Standard Metal Leg Finishes:

- C - Chrome
- S - Silver

## Optional Metal Leg Finish:

- B - Black - \$35 List

## Standard Laminate Finishes:

- White
- Black
- Fog
- Bleached Legno
- Millennium Oak
- Weathered Ash

## Optional / Upgrades

---

**For Custom Laminate or Custom Finish on Veneer  
Please call for Special Pricing**

Refer to page 7 for OCI SEATING Freight Program.

# MASSO | Occasional Tables

## Product Features:

- Square, Round and Rectangular top shapes
- Designed to coordinate with Masso Seating Line
- Laminate and Veneer top material options
- Laminate and Veneer tops are .75" thick
- Laminate available in 6 standard colors
- For custom Laminate or Veneer options pre-approval is required.  
Please contact customer service.
- Veneer available in all standard OCI finishes on Maple.  
Please refer to our website for current veneer colors
- Standard laminate top finishes comes standard with matching PVC edge color
- For veneer tops, edge will match top finish color, unless specified
- Square metal legs available in 3 finishes Chrome, Silver and Black
- All dimensions are nominal

Refer to page 7 for OCI SEATING Freight Program.

- Tables available in 17" and 20" heights
- Refer to terms and conditions for general information, finishes, warranty, freight and complete terms and condition of sales and more.

## Standard Metal Leg Finishes:

- C - Chrome
- S - Silver






## Optional Metal Leg Finish:

- B - Black - \$35 List

## Standard Laminate Finishes:

- White
- Black
- Fog
- Bleached Legno
- Millennium Oak
- Weathered Ash



Table Shape	Model	Description	Laminate Top (-L)	Veneer Top (-V)	
<b>Square</b>    	TMK222217	22 W x 22 D x 17 H Ship Weight: 16 lbs. Carton: 8 Cu. Ft.	930	975	
	TMK222220	22 W x 22 D x 20 H Ship Weight: 18 lbs. Carton: 8 Cu. Ft.	945	990	
	TMK303017	30 W x 30 D x 17 H Ship Weight: 30 lbs. Carton: 14 Cu. Ft.	1150	1195	
	TMK303020	30 W x 30 D x 20 H Ship Weight: 32 lbs. Carton: 14 Cu. Ft.	1170	1215	
	<b>Round</b>    	TMK2217	22 Dia x 17 H Ship Weight: 16 lbs. Carton: 8 Cu. Ft.	975	1015
		TMK2220	22 Dia x 20 H Ship Weight: 18 lbs. Carton: 8 Cu. Ft.	990	1030
TMK3017		30 Dia x 17 H Ship Weight: 30 lbs. Carton: 14 Cu. Ft.	1465	1535	
TMK3020		30 Dia x 20 H Ship Weight: 32 lbs. Carton: 14 Cu. Ft.	1485	1550	
<b>Rectangular</b>  	TMK482017	48 W x 20 D x 17 H Ship Weight: 35 lbs. Carton: 14.6 Cu. Ft.	1245	1310	

## Optional / Upgrades

For Custom Laminate or Custom Finish on Veneer  
Please call for Special Pricing

Refer to terms and conditions for general information regarding fabrics, finishes, warranty, freight, complete condition of sales and more.

Effective Date: 3/1/2024 | ociseating.com



## Product Features:

---

- Lounge, Extended Lounge, Love Seat and Sofa in Arm and Armless Models
- 8" raised legs allow for easy cleaning
- Signature Metal Legs available in Chrome, Silver and Black
- Wood Tablet Option available for both Arm and Armless Models.  
Tablet Side Stow feature available on Arm Models only.
- Power Unit 1 USB, 1 USB-C & 1 Plug)
- 300 LB Test Rating

## Standard Metal Leg Finishes:

- C - Chrome
- S - Silver

## Optional Metal Leg Finish:

- B - Black - \$35 List

## Optional / Upgrades

---

Solid Wood Tablet Arm with Side Stow (Tablet Side Stow feature available on Arm Models Only)	\$550 List
Power Unit 1 USB, 1 USB-C & 1 Plug)	\$395 List

Refer to page 7 for OCI SEATING Freight Program.

# INSTINT | Reception Seating

## Product Features:

- Lounge, Extended Lounge, Love Seat and Sofa in Arm and Armless Models
- 8" raised legs allow for easy cleaning
- Signature Metal Legs available in Chrome, Silver and Black
- Wood Tablet Option available for both Arm and Armless Models. Tablet Side Stow feature available on Arm Models only.

- Power Unit Option (2 USB, 1 Plug)
- 300 LB Test Rating

## Standard Metal Leg Finishes:




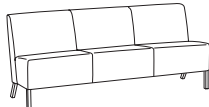
- C - Chrome
- S - Silver

## Optional Metal Leg Finish:

- B - Black - \$35 List



Refer to page 7 for OCI SEATING Freight Program.

Model	Description	FABRIC / LEATHER GRADES								
		1 COM	2	3 COL	4	5	6	7	8	L2
 <p><b>2200</b> <b>Lounge Chair Armless</b> 22 W x 30 D x 32 H Seat: 22 W x 20 D Seat Height: 17.5 COM: 2 yds. Col: 33 Sq. Ft. Carton: 17.5 Cu. Ft. Ship Weight: 41 lbs.</p>	1560	1645	1720	1825	1930	2000	2110	2220	2925	
 <p><b>2201</b> <b>Lounge Chair Extended Seat Armless</b> 28 W x 30 D x 32 H Seat: 28 W x 20 D Seat Height: 17.5 COM: 2.25 yds. Col: 43 Sq. Ft. Carton: 23.5 Cu. Ft. Ship Weight: 45 lbs.</p>	1645	1730	1805	1910	2015	2085	2195	2305	3010	
 <p><b>2202</b> <b>Love Seat Armless</b> 49 W x 30 D x 32 H Seat: 49 W x 20 D Seat Height: 17.5 COM: 3.5 yds. Col: 69 Sq. Ft. Carton: 36 Cu. Ft. Ship Weight: 72 lbs.</p>	2115	2285	2380	2500	2635	2800	2930	3060	4215	
 <p><b>2203</b> <b>Sofa Armless</b> 70 W x 30 D x 32 H Seat: 70 W x 20 D Seat Height: 17.5 COM: 5 yds. Col: 104 Sq. Ft. Carton: 51 Cu. Ft. Ship Weight: 88 lbs.</p>	2710	2910	3055	3340	3545	3755	4075	4385	5335	

## Optional / Upgrades

- Solid Wood Tablet with Telescopic Pole
- Power Unit 1 USB, 1 USB-C & 1 Plug)

\$550 List  
\$395 List

- When combining different grade fabric, use the higher grade.
- When combining fabric of the same grade, Two Tone \$75 List.

# INSTINT | Reception Seating

## Product Features:

- Lounge, Extended Lounge, Love Seat and Sofa in Arm and Armless Models
- 8" raised legs allow for easy cleaning
- Signature Metal Legs available in Chrome, Silver and Black
- Wood Tablet Option available for both Arm and Armless Models. Tablet Side Stow feature available on Arm Models only.

- Power Unit Option (2 USB, 1 Plug)
- 300 LB Test Rating

## Standard Metal Leg Finishes:




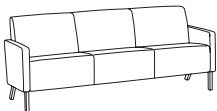
- C - Chrome
- S - Silver

## Optional Metal Leg Finish:

- B - Black -\$35 List



Refer to page 7 for OCI SEATING Freight Program.

Model	Description	FABRIC / LEATHER GRADES								
		1 COM	2	3 COL	4	5	6	7	8	L2
 <b>2210</b> <b>Lounge Chair Arms</b> Seat: 22 W x 20 D Seat Height: 17.5 COM: 3.75 yds. Col: 74 Sq. Ft. Carton: 19 Cu. Ft. Ship Weight: 48 lbs.	1745	1915	2010	2130	2265	2430	2535	2690	3320	
 <b>2211</b> <b>Lounge Chair Extended Seat Arms</b> 33 W x 30 D x 32 H Seat: 28 W x 20 D Seat Height: 17.5 COM: 4 yds. Col: 79 Sq. Ft. Carton: 26.5 Cu. Ft. Ship Weight: 52 lbs.	1830	2015	2120	2250	2385	2565	2720	2930	3720	
 <b>2212</b> <b>Love Seat Arms</b> 54 W x 30 D x 32 D Seat: 49 W x 20 D Seat Height: 17.5 COM: 5.5 yds. Col: 110 Sq. Ft. Carton: 39 Cu. Ft. Ship Weight: 79 lbs.	2285	2540	2680	2855	3040	3275	3590	3720	4595	
 <b>2213</b> <b>Sofa Arms</b> 75 W x 30 D x 32 H Seat: 70 W x 20 D Seat Height: 17.5 COM: 7 yds. Col: 145 Sq. Ft. Carton: 54 Cu. Ft. Ship Weight: 95 lbs.	2870	3215	3345	3600	3830	4125	4445	4685	6335	

## Optional / Upgrades

- Solid Wood Tablet Arm with Side Stow \$550 List
- Power Unit 1 USB, 1 USB-C & 1 Plug) \$395 List

- When combining different grade fabric, use the higher grade.
- When combining fabric of the same grade, Two Tone \$75 List.

Refer to terms and conditions for general information regarding fabrics, finishes, warranty, freight, complete condition of sales and more.

Effective Date: 3/1/2024 | ociseating.com





**Product Features:**

---

- Lounge, Love Seat and Sofa Models
- 8" raised legs allow for easy cleaning
- Complementing tables available
- Metal Legs available in Chrome, Silver and Black
- Power Unit Option available
- Starting List Price \$1,740
- 300 LB Test Rating

**Standard Metal Base Finishes:**

- C - Chrome
- S - Silver

**Optional Metal Base Finish:**

- B - Black \$35 List

**Optional / Upgrades**

---

- Power Unit 1 USB, 1 USB-C & 1 Plug) \$395 List

Refer to page 7 for OCI SEATING Freight Program.

# BREEZE | Reception Seating

## Product Features:

- Lounge, Love Seat and Sofa Models
- 8" raised legs allow for easy cleaning
- Complementing tables available
- Metal Legs available in Chrome, Silver and Black
- Power Unit Option available
- Starting List Price \$1,740
- 300 LB Test Rating

## Standard Metal Base Finishes:


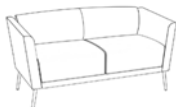
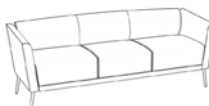
- C - Chrome
- S - Silver

## Optional Metal Base Finish:

- B - Black - \$35 List



Refer to page 7 for OCI SEATING Freight Program.

Model	Description	FABRIC / LEATHER GRADES								
		1 COM	2	3 COL	4	5	6	7	8	L2
 <b>2301</b> <b>Lounge Chair</b> 32 W x 24 D x 28 H Seat: 24 W x 20.5 D Seat Height: 17.5 Arm Height: 26.5 COM: 4.25 yds. Carton: 26.5 Cu. Ft. Ship Weight: 55 lbs.	1740	1915	2015	2140	2280	2450	2555	2715	3365	
 <b>2302</b> <b>Love Seat</b> 53 W x 24 D x 28 H Seat: 45 W x 20.5 D Seat Height: 17.5 Arm Height: 26.5 COM: 6 yds. Carton: 44 Cu. Ft. Ship Weight: 85 lbs.	2860	3130	3275	3455	3645	3890	4215	4345	5240	
 <b>2303</b> <b>Sofa</b> 74 W x 24 D x 28 H Seat: 60 W x 20.5 D Seat Height: 17.5 Arm Height: 26.5 COM: 7.75 yds. Carton: 58 Cu. Ft. Ship Weight: 95 lbs.	3585	3940	4075	4340	4575	4880	5210	5455	7160	

## Optional / Upgrades

-Power Unit - 1 USB, 1 USB-C & 1 Plug

\$395 List

- When combining different grade fabric, use the higher grade.
- When combining fabric of the same grade, Two Tone \$75 List.

**\* Please be advised, to help avoid damage to Breeze units shipped in cartons we ship the chairs without the legs installed. Necessary hardware is included.**

Refer to terms and conditions for general information regarding fabrics, finishes, warranty, freight, complete condition of sales and more.

Effective Date: 3/1/2024 | ociseating.com



## Product Features:

---

- Square and Rectangular top shapes
- Designed to coordinate with Breeze Seating Line
- Laminate and Veneer top material options
- Laminate and Veneer tops are .75" thick with exposed plywood edge
- Laminate available in 6 standard colors with clear coat finish exposed plywood edge
- For custom Laminate or Veneer options pre-approval is required  
Please contact customer service
- Veneer available in all standard OCI finishes on Maple. Please refer to our website for current veneer colors
- For veneer tops, edge will match top finish color, unless specified
- Metal legs available in 3 finishes Chrome, Silver and Black
- All dimensions are nominal
- Tables are 17" height
- Refer to terms and conditions for general information, finishes, warranty, freight and complete terms and condition of sales and more

## Standard Metal Leg Finishes:

- C - Chrome
- S - Silver

## Optional Metal Leg Finish:

- B - Black - \$35 List

## Standard Laminate Finishes:

- White
- Black
- Fog
- Bleached Legno
- Millennium Oak
- Weathered Ash



Breeze Exposed Plywood Knife Edge

## Optional / Upgrades

---

**For Custom Laminate or Custom Finish on Veneer  
Please call for Special Pricing**

Refer to page 7 for OCI SEATING Freight Program.

Refer to terms and conditions for general information regarding fabrics, finishes, warranty, freight, complete condition of sales and more.

Effective Date: 3/1/2024 | ociseating.com

# BREEZE | Occasional Tables

**Product Features:**

- Square and Rectangular top shapes
  - Designed to coordinate with Breeze Seating Line
  - Laminate and Veneer top material options
  - Laminate and Veneer tops are .75" thick with exposed plywood edge.
  - Laminate available in 6 standard colors
  - For custom Laminate or Veneer options pre-approval is required.  
Please contact customer service.
  - Veneer available in all standard OCI finishes on Maple.  
Please refer to our website for current veneer colors
  - For veneer tops, edge will match top finish color, unless specified
  - Metal legs available in 3 finishes Chrome, Silver and Black
  - All dimensions are nominal
- Refer to page 7 for OCI SEATING Freight Program.

- Tables are 17" height
- Refer to terms and conditions for general information, finishes, warranty, freight and complete terms and condition of sales and more.

**Standard Metal Leg Finishes:**

- C - Chrome
- S - Silver




**Optional Metal Leg Finish:**

- B - Black - \$35 List

**Standard Laminate Finishes:**

- White
- Black
- Fog
- Bleached Legno
- Millennium Oak
- Weathered Ash



Table Shape	Model	Description	Laminate Top (-L)	Veneer Top (-V)
<b>Square</b> 	TB222217	22 W x 22 D x 17 H Ship Weight: 16 lbs. Carton: 8 Cu. Ft.	855	895
	TB303017	30 W x 30 D x 17 H Ship Weight: 30 lbs. Carton: 14 Cu. Ft.	1060	1100
<b>Rectangular</b> 	TB224817	48 W x 22 D x 17 H Ship Weight: 35 lbs. Carton: 14.6 Cu. Ft.	1150	1205

**Optional / Upgrades**

**For Custom Laminate or Custom Finish on Veneer  
Please call for Special Pricing**

Refer to terms and conditions for general information regarding fabrics, finishes, warranty, freight, complete condition of sales and more.

Effective Date: 3/1/2024 | ociseating.com

# UNITE | Modular/Reception Seating



## Product Specifications:

- Engineered Solid Alder Hardwood Frames with Web Suspension
- A Modern and Interchangeable Design for Today's Collaborative Hospitality and Open Plan Environments
- Combine Curvilinear and Rectilinear Options Into a Configuration that Suits Your Space
- Left, Right or Armless Arm Options
- Standard Brushed Silver Legs
- Chrome, Satin Nickel or Black (3") Legs Optional
- Tablet Arm Option Available with Side Stow
- 3 Veneer Table Styles Available in 18 OCI Seating Finishes
- Seat, Bench and Ottomans (except round) Can be Specified with Power/USB Option
- 300 LB Test Rating

## OCI Seating Finishes:

Mahogany, Summit Cherry, Dark Cherry, Clear Maple, Pacific Cherry, OFS Cherry, Summit Maple, OCI Jade, OCI Espresso, Walnut, Cognac, OCI Light Cherry, Black Lacquer, CI Honey, CI Cherry, OCI Café, Slate Grey & Smoke Grey

**Optional Power Unit** consists of 1 power module, 1 USB & 1 USB-C port. Six foot power cord is standard. Silver flush mounted cover plate. Units will be located on right front as seated unless otherwise specified.

## Optional / Upgrades

1001C Mobile Front Caster & Back Handle	\$325 List
Power Unit	\$395 List
Solid Wood Tablet Arm with Side Stow	\$550 List
Solid Wood Tablet with Telescopic Pole	\$550 List
Table Top Power Supply	\$725 List
Wood Legs in 18 Finishes	\$150 List
500CL Chrome, Satin Nickel or Black (3") Legs Option	\$105 List
Ganging Option	\$100 List

- When combining different grade fabric, use the higher grade.
- When combining fabric of the same grade, Two Tone \$75 List.

Refer to page 7 for OCI SEATING Freight Program.

Refer to terms and conditions for general information regarding fabrics, finishes, warranty, freight, complete condition of sales and more.

Effective Date: 3/1/2024 | ociseating.com

# UNITE | Modular/Reception Seating

## Product Features:

- Engineered Solid Alder Hardwood Frames with Web Suspension
- A Modern and Interchangeable Design for Today's Collaborative Hospitality and Open Plan Environments
- Combine Curvilinear and Rectilinear Options Into a Configuration that Suits Your Space
- Left, Right or Armless Arm Options
- Standard Brushed Silver Legs
- Chrome, Satin Nickel or Black (3") Legs Optional
- Tablet Arm Option Available with Side Stow
- 3 Veneer Table Styles Available in 18 OCI Seating Finishes

- Seat, Bench and Ottomans (except round) Can be Specified with Power/USB Option
- 300 LB Test Rating





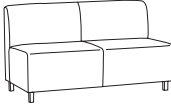

## OCI Seating Finishes:

Mahogany, Summit Cherry, Dark Cherry, Clear Maple, Pacific Cherry, OFS Cherry, Summit Maple, OCI Jade, OCI Espresso, Walnut, Cognac, OCI Light Cherry, Black Lacquer, CI Honey, CI Cherry, OCI Café, Slate Grey & Smoke Grey

**Optional Power Unit** consists of 1 power module, 1 USB & 1 USB-C port. Six foot power cord is standard. Silver flush mounted cover plate. Units will be located on right front as seated unless otherwise specified.



Refer to page 7 for OCI SEATING Freight Program.

Model	Description	FABRIC / LEATHER GRADES									
		1 COM	2	3 COL	4	5	6	7	8	L1	L2
<b>1001C</b>	<b>Club Chair</b> 31 W x 27 D x 33.5 H Seat: 23 W x 20.5 D Seat Height: 18 Arm Height: 25 COM: 4 yds. Carton: 24 Cu. Ft. Ship Weight: 61 lbs.	2035	2245	2350	2455	2615	2770	2875	3035	NA	3325
											
<b>1001</b>	<b>Armless</b> 23 W x 27 D x 33.5 H Seat: 23 W x 20.5 D Seat Height: 18 Arm Height: NA COM: 2.75 yds. Carton: 24 Cu. Ft. Ship Weight: 39 lbs.	1755	1890	1975	2005	2100	2175	2310	2420	NA	2910
											
<b>1001L/R</b>	<b>Left or Right</b> 27 W x 27 D x 33.5 H Seat: 23 W x 20.5 D Seat Height: 18 Arm Height: 25 COM: 3.25 yds. Carton: 24 Cu. Ft. Ship Weight: 51 lbs.	1875	2045	2140	2260	2395	2560	2690	2820	NA	3030
											
<b>1002C</b>	<b>Love Seat (48")</b>	2850	3140	3255	3430	3615	3825	4060	4245	NA	5160
<b>1003C</b>	<b>Love Seat (60")</b> 56 / 68 W x 27 D x 33.5 H Seat: 48 / 60 W x 20.5 D Seat Height: 18 Arm Height: 25 COM: 6 / 7.75 yds. Carton: 43 / 97 Cu. Ft. Ship Weight: 82 / 98 lbs.	3335	3680	3770	3995	4250	4550	4765	5045	NA	5855
											
<b>1002</b>	<b>Armless (48")</b>	2555	2715	2870	2975	3135	3290	3395	3555	NA	3815
<b>1003</b>	<b>Armless (60")</b> 48 / 60 W x 27 D x 33.5 H Seat: 48 / 60 W x 20.5 D Seat Height: 18 Arm Height: NA COM: 4 / 5.75 yds. Carton: 43 / 97 Cu. Ft. Ship Weight: 64 / 76 lbs.	3045	3320	3430	3595	3770	3970	4195	4370	NA	5045
											
<b>1002L/R</b>	<b>Left or Right (48")</b>	2725	2935	3040	3175	3410	3565	3750	3985	NA	5035
<b>1003L/R</b>	<b>Left or Right (60")</b> 52 / 64 W x 27 D x 33.5 H Seat: 48 / 60 W x 20.5 D Seat Height: 18 Arm Height: 25 COM: 5 / 7.25 yds. Carton: 43 / 97 Cu. Ft. Ship Weight: 75 / 87 lbs.	3335	3680	3770	3995	4250	4550	4765	5045	NA	5855
											

Refer to terms and conditions for general information regarding fabrics, finishes, warranty, freight, complete condition of sales and more.

Effective Date: 3/1/2024 | ociseating.com



# UNITE | Modular/Reception Seating

## Product Features:

- Engineered Solid Alder Hardwood Frames with Web Suspension
- A Modern and Interchangeable Design for Today's Collaborative Hospitality and Open Plan Environments
- Combine Curvilinear and Rectilinear Options Into a Configuration that Suits Your Space
- Left, Right or Armless Arm Options
- Standard Brushed Silver Legs
- Chrome, Satin Nickel or Black (3") Legs Optional
- Tablet Arm Option Available with Side Stow
- 3 Veneer Table Styles Available in 18 OCI Seating Finishes

- Seat, Bench and Ottomans (except round) Can be Specified with Power/USB Option
- 300 LB Test Rating

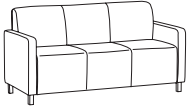
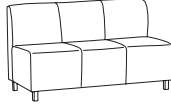
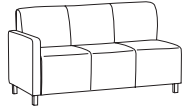



## OCI Seating Finishes:

Mahogany, Summit Cherry, Dark Cherry, Clear Maple, Pacific Cherry, OFS Cherry, Summit Maple, OCI Jade, OCI Espresso, Walnut, Cognac, OCI Light Cherry, Black Lacquer, CI Honey, CI Cherry, OCI Café, Slate Grey & Smoke Grey

**Optional Power Unit** consists of 1 power module, 1 USB & 1 USB-C port. Six foot power cord is standard. Silver flush mounted cover plate. Units will be located on right front as seated unless otherwise specified.



Refer to page 7 for OCI SEATING Freight Program.

Model	Description	FABRIC / LEATHER GRADES								L1	L2
		1 COM	2	3 COL	4	5	6	7	8		
	<b>1003SC</b> <b>Sofa (69")</b> 77 W x 27 D x 33.5 H Seat: 69 W x 20.5 D Seat Height: 18 Arm Height: 25 COM: 8.5 yds. Carton: 97 Cu. Ft. Ship Weight: 108 lbs.	3640	4090	4195	4405	4640	4980	5165	5560	NA	6475
	<b>1003S</b> <b>Armless</b> 69 W x 27 D x 33.5 H Seat: 69 W x 20.5 D Seat Height: 18 Arm Height: NA COM: 6 yds. Carton: 97 Cu. Ft. Ship Weight: 86 lbs.	3335	3625	3740	3915	4100	4310	4545	4730	NA	5645
	<b>1003SL/R</b> <b>Left or Right</b> 73 W x 27 D x 33.5 H Seat: 69 W x 20.5 D Seat Height: 18 Arm Height: 25 COM: 7.25 yds. Carton: 97 Cu. Ft. Ship Weight: 97 lbs.	3455	3800	3890	4115	4370	4670	4885	5165	NA	6075
	<b>1004</b> <b>Corner</b> 27 W x 27 D x 33.5 H Seat: 20.5 W x 20.5 D Seat Height: 18 Arm Height: NA COM: 4 yds. Carton: 24 Cu. Ft. Ship Weight: 54 lbs.	2335	2495	2650	3755	2860	3070	3175	3335	NA	3595
	<b>1005</b> <b>30° Curved Setee - OR</b> 41 W x 27 D x 33.5 H Seat: 27.5 - 37 W x 20.5 D Seat Height: 18 Arm Height: NA COM: 4 yds. Carton: 45 Cu. Ft. Ship Weight: 56 lbs.	2585	2745	2900	3005	3165	3320	3425	3585	NA	3845
	<b>1006</b> <b>30° Curved Setee - IR</b> 41 W x 27 D x 33.5 H Seat: 27.5 - 38 W x 20.5 D Seat Height: 18 Arm Height: 25 COM: 4 yds. Carton: 45 Cu. Ft. Ship Weight: 55 lbs.	2585	2745	2900	3005	3165	3320	3425	3585	NA	3845

# UNITE | Modular/Reception Seating

## Product Features:

- Engineered Solid Alder Hardwood Frames with Web Suspension
- A Modern and Interchangeable Design for Today's Collaborative Hospitality and Open Plan Environments
- Combine Curvilinear and Rectilinear Options Into a Configuration that Suits Your Space
- Left, Right or Armless Arm Options
- Standard Brushed Silver Legs
- Chrome, Satin Nickel or Black (3") Legs Optional
- Tablet Arm Option Available with Side Stow
- 3 Veneer Table Styles Available in 18 OCI Seating Finishes

- Seat, Bench and Ottomans (except round) Can be Specified with Power/USB Option
- 300 LB Test Rating



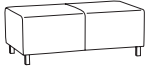
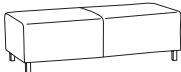
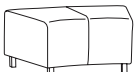
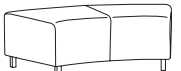
## OCI Seating Finishes:

Mahogany, Summit Cherry, Dark Cherry, Clear Maple, Pacific Cherry, OFS Cherry, Summit Maple, OCI Jade, OCI Espresso, Walnut, Cognac, OCI Light Cherry, Black Lacquer, CI Honey, CI Cherry, OCI Café, Slate Grey & Smoke Grey

**Optional Power Unit** consists of 1 power module, 1 USB & 1USB-C port. Six foot power cord is standard. Silver flush mounted cover plate. Units will be located on right front as seated unless otherwise specified.



Refer to page 7 for OCI SEATING Freight Program.

Model	Description	FABRIC / LEATHER GRADES								L1	L2
		1 COM	2	3 COL	4	5	6	7	8		
1007	<b>45° Curved Setee - OR</b> 59.5 W x 27 D x 33.5 H Seat: 40 - 55 W x 20.5 D Seat Height: 18 Arm Height: NA COM: 5.75 yds. Carton: 48 Cu. Ft. Ship Weight: 74 lbs.	2860	3135	3245	3410	3585	3785	4010	4185	NA	5060
											
1008	<b>45° Curved Setee - IR</b> 59.5 W x 27 D x 33.5 H Seat: 40 - 54 W x 20.5 D Seat Height: 18 Arm Height: 25 COM: 6 yds. Carton: 48 Cu. Ft. Ship Weight: 72 lbs.	2860	3135	3245	3410	3585	3785	4010	4185	NA	5060
											
1009	<b>Bench (48")</b> NA W x NA D x NA H Seat: 48 W x 27 D Seat Height: 18 Arm Height: NA COM: 2.75 yds. Carton: 24 Cu. Ft. Ship Weight: 48 lbs.	1825	1960	2045	2095	2170	2245	2380	2490	NA	2990
											
1010	<b>Bench (60")</b> NA W x NA D x NA H Seat: 60 W x 27 D Seat Height: 18 Arm Height: NA COM: 4 yds. Carton: 24 Cu. Ft. Ship Weight: 61 lbs.	2125	2285	2440	2545	2705	2860	2965	3125	NA	3385
											
1011	<b>30° Bench</b> NA W x NA D x NA H Seat: 27 - 41 W x 27 D Seat Height: 18 Arm Height: NA COM: 3 yds. Carton: 24 Cu. Ft. Ship Weight: 61 lbs.	2125	2285	2440	2545	2705	2860	2965	3125	NA	3385
											
1012	<b>45° Bench</b> NA W x NA D x NA H Seat: 40 - 59.5 W x 27 D Seat Height: 18 Arm Height: NA COM: 4 yds. Carton: 24 Cu. Ft. Ship Weight: 61 lbs.	2125	2285	2440	2545	2705	2860	2965	3125	NA	3385
											

Refer to terms and conditions for general information regarding fabrics, finishes, warranty, freight, complete condition of sales and more.

Effective Date: 3/1/2024 | ociseating.com

# UNITE | Modular Seating

## Product Features:

- Engineered Solid Alder Hardwood Frames with Web Suspension
- A Modern and Interchangeable Design for Today's Collaborative Hospitality and Open Plan Environments
- Combine Curvilinear and Rectilinear Options Into a Configuration that Suits Your Space
- Left, Right or Armless Arm Options
- Standard Brushed Silver Legs
- Chrome, Satin Nickel or Black (3") Legs Optional
- Tablet Arm Option Available with Side Stow
- 3 Veneer Table Styles Available in 18 OCI Seating Finishes

- Seat, Bench and Ottomans (except round) Can be Specified with Power/USB Option
- 300 LB Test Rating








## OCI Seating Finishes:

Mahogany, Summit Cherry, Dark Cherry, Clear Maple, Pacific Cherry, OFS Cherry, Summit Maple, OCI Jade, OCI Espresso, Walnut, Cognac, OCI Light Cherry, Black Lacquer, CI Honey, CI Cherry, OCI Café, Slate Grey & Smoke Grey

**Optional Power Unit** consists of 1 power module, 1 USB & 1USB-C port. Six foot power cord is standard. Silver flush mounted cover plate. Units will be located on right front as seated unless otherwise specified.



Refer to page 7 for OCI SEATING Freight Program.

Model	Description	FABRIC / LEATHER GRADES									
		1 COM	2	3 COL	4	5	6	7	8	L1	L2
1013	<b>Square Ottoman (24")</b> Seat: 24 W x 24 D Seat Height: 18 COM: 1.75 yds. Carton: 9 Cu. Ft. Ship Weight: 32 lbs.	1195	1280	1355	1460	1590	1645	1775	1855	NA	2245
											
1014	<b>Square Ottoman (27")</b> Seat: 27 W x 27 D Seat Height: 18 COM: 2.5 yds. Carton: 9 Cu. Ft. Ship Weight: 36 lbs.	1505	1650	1735	1805	1905	1970	2060	2165	NA	2660
											
1015	<b>Round Ottoman (24")</b> Seat: 24 W x 24 D Seat Height: 18 COM: 2 yds. Carton: 9 Cu. Ft. Ship Weight: 38 lbs.	1385	1505	1585	1675	1780	1860	1965	2070	NA	2435
											
1016	<b>Round Ottoman (30")</b> Seat: 30 W x 30 D Seat Height: 18 COM: 2 yds. Carton: 11 Cu. Ft. Ship Weight: 41 lbs. (48 lbs. cartoned)	1875	1995	2075	2165	2270	2350	2455	2560	NA	2925
											
1017	<b>Inner Table</b> 16.25 - 24.5 W x 27 D x 18 H COM: 1 yds. Carton: 9 Cu. Ft. Ship Weight: 48 lbs.	1680	1775	1840	1945	2050	2130	2235	2340	NA	2730
											
1018	<b>End Table (27" x 27")</b> 27 W x 27 D x 18 H COM: 1.75 yds. Carton: 11 Cu. Ft. Ship Weight: 47 lbs.	1815	1935	2015	2080	2210	2290	2395	2500	NA	2865
											
1019	<b>Corner Table (30" x 30")</b> 30 W x 30 D x 18 H COM: 2 yds. Carton: 11 Cu. Ft. Ship Weight: 54 lbs.	2055	2175	2255	2345	2450	2530	2635	2740	NA	3105
											



**Product Features:**

- 12MM Wire Chrome Metal Sled Frame
  - 30" and 24" Stool Option on wood and wire metal frame
  - Metal Sled, 4 leg wood and Self Return bases available
  - Wood legs available in 16 standard OCI finishes on Beech
  - Metal Sled base available in chrome, silver and black finish
  - 2 Upholstery Options: Standard V and 2.25" Channel back
  - Accompanying Occasional Tables also offered
  - Clear Glides for Sled Base only included
- 
- When combining different grade fabric, use the higher grade
  - When combining fabric of the same grade, Two Tone \$75 List
  - Custom wood finishes upon request - add \$225 Net per color

**Standard Metal Frame Finish:**

-C - Chrome

**Optional Metal Frame Finishes:**

-S - Silver           \$35 List  
 -B - Black           \$35 List

**Optional / Upgrades**

-CS   Channel Back Stitching           \$85 List



Refer to page 7 for OCI SEATING Freight Program.



# ELĒ | Guest Seating

## Ordering Requirements:

- Model Number
- Frame Finish
- Fabric Choice



Refer to page 7 for OCI SEATING Freight Program.

Model	Description	FABRIC GRADES								
		1 COM	2	3 COL	4	5	6	7	8	L2
<b>311M</b> 	<b>Guest, Metal Sled Base</b> 24 W x 25.5 D x 30 H Seat: 21 W x 18.5 D Seat Height: 17 COM: 1.5 yds. Ship Weight: 18 lbs.	975	1020	1075	1135	1195	1235	1275	1320	1980
<b>311W</b> 	<b>Guest, Wood 4 Leg</b> 24 W x 25.5 D x 30 H Seat: 21 W x 18.5 D Seat Height: 17 COM: 1.5 yds. Ship Weight: 17 lbs.	1075	1120	1175	1235	1295	1335	1375	1420	2075

## Optional / Upgrades

- When combining different grade fabric, use the higher grade.
- When combining fabric of the same grade, Two Tone \$75 List.
- Custom wood finish upon request - add \$225 Net per color.

## Standard Metal Frame Finish:

-C - Chrome

## Optional Metal Frame Finishes:

- S - Silver \$35 List
- B - Black \$35 List

-CS Channel Back Stitching \$85 List





# ELĒ | Lounge Seating

## Ordering Requirements:

- Model Number
- Frame Finish
- Fabric Choice



Refer to page 7 for OCI SEATING Freight Program.

Model	Description	FABRIC GRADES								
		1 COM	2	3 COL	4	5	6	7	8	L2
<b>301M</b> 	<b>Lounge, Metal Sled Base</b> 26 W x 25.5 D x 30 H Seat: 23 W x 18.5 D Seat Height: 17 COM: 1.75 yds. Ship Weight: 20 lbs.	1225	1290	1375	1425	1525	1600	1650	1725	2225
<b>302M</b> 	<b>Lounge, Metal Swivel Base with Auto Return</b> 27.5 W x 27.5 D x 30 H Seat: 23 W x 18.5 D Seat Height: 17 COM: 1.75 yds. Ship Weight: 22 lbs.	1380	1445	1530	1580	1680	1755	1805	1880	2380

## Optional / Upgrades

- When combining different grade fabric, use the higher grade.
- When combining fabric of the same grade, Two Tone \$75 List.
- Custom wood finish upon request - add \$225 Net per color.

## Standard Metal Frame Finish:

-C - Chrome

## Optional Metal Frame Finishes:

- S - Silver \$35 List
- B - Black \$35 List

-CS Channel Back Stitching \$85 List









# ELĒ | Stools



## Ordering Requirements:

- Model Number
- Frame Finish
- Fabric Choice

Refer to page 7 for OCI SEATING Freight Program.

Model	Description	FABRIC GRADES								
		1 COM	2	3 COL	4	5	6	7	8	L2
 <b>325M</b> <b>Stool 25", Metal Sled Base</b> 17 W x 20.5 D x 32 H Seat: 15.5 W x 14 D Seat Height: 25 COM: 1 yd. Ship Weight: 14 lbs.	985	1020	1075	1130	1180	1215	1255	1285	1985	
 <b>330M</b> <b>Stool 30", Metal Sled Base</b> 17 W x 20.5 D x 37 H Seat: 15.5 W x 14 D Seat Height: 30 COM: 1 yd. Ship Weight: 16 lbs.	1060	1095	1150	1205	1255	1290	1330	1360	2060	
 <b>325W</b> <b>Stool 25", Wood 4 Leg</b> 16.5 W x 20.5 D x 32 H Seat: 15.5 W x 14 D Seat Height: 25 COM: 1 yd. Ship Weight: 16 lbs.	1095	1130	1185	1240	1290	1325	1365	1395	2095	
 <b>330W</b> <b>Stool 30", Wood 4 Leg</b> 16.5 W x 22.5 D x 37 H Seat: 15.5 W x 14 D Seat Height: 30 COM: 1 yd. Ship Weight: 18 lbs.	1165	1200	1255	1310	1360	1395	1435	1465	2165	

## Optional / Upgrades

### Standard Metal Frame Finish:

-C - Chrome

### Optional Metal Frame Finishes:

-S - Silver \$35 List

-B - Black \$35 List

-CS Channel Back Stitching \$85 List



- When combining different grade fabric, use the higher grade.
- When combining fabric of the same grade, Two Tone \$75 List.
- Custom wood finishes available upon request - add \$225 Net per color.

Refer to terms and conditions for general information regarding fabrics, finishes, warranty, freight, complete condition of sales and more.

Effective Date: 3/1/2024 | ociseating.com



## Product Features:

- 4 table heights available, 17", 30", 36" and 42"
- Round and square top shapes
- Designed to coordinate with ELĒ seating line
- Laminate and veneer top material options
- Laminate and Veneer tops are .75" thick with natural exposed plywood knife edge
- Laminate available in 6 standard colors with clear coat finish exposed plywood edge
- For custom Laminate or Veneer options pre-approval is required, please contact customer service
- Veneer available in all standard OCI finishes on Maple, please refer to our website for current colors
- Veneer tops, edge will match top finish color, unless specified
- Base and column standard in Chrome or Silver finish
- Black finish available for a \$35 upcharge
- All dimensions are nominal
- Starting Price \$1,450

### OCI Seating Finishes:

Mahogany, Summit Cherry, Dark Cherry, Pacific Cherry, OFS Cherry, OCI Jade, OCI Espresso, Walnut, Cognac, OCI Light Cherry, Black Lacquer, CI Cherry, OCI Café, Natural Beech, Slate Grey & Smoke Grey

### OCI Laminate Finishes: (Occasional Tables)

White, Fog, Black, Bleached Legno, Millennium Oak & Weatherd Ash

### Standard Metal Leg Finishes:

-C - Chrome

### Optional Metal Leg Finish - \$75 List

-S - Silver

-B - Black



Exposed Plywood Knife Edge

## Optional / Upgrades

**For Custom Laminate or Custom Finish on Veneer  
Please call for Special Pricing**

- PNM - Power Node Module - \$270 List



Refer to page 7 for OCI SEATING Freight Program.

# ELĒ | Round Occasional and Meeting Tables

## Ordering Requirements:

- Model Number
- Top Surface (-L or -V)
- Top Finish
- Base Finish
- Options if Applicable

## Standard Metal Leg Finishes:

-C - Chrome

## Optional Metal Leg Finish - \$75 List

- S - Silver
- B - Black

## OCI Laminate Finishes:

White, Fog, Black, Bleached Legno, Millennium Oak & Weatherd Ash



**Special Size Tables** can be made, starting from \$75 Net. Call OCI for more information and a price quote.

## OCI Seating Finishes:

Mahogany, Summit Cherry, Dark Cherry, Clear Maple, Pacific Cherry, OFS Cherry, Summit Maple, OCI Jade, OCI Espresso, Walnut, Cognac, OCI Light Cherry, Black Lacquer, CI Honey, CI Cherry, OCI Café, Slate Grey & Smoke Grey



Refer to page 7 for OCI SEATING Freight Program.

	Model	Dimensions	Veneer	Laminate
<b>Occasional Tables</b>				
	TME3017	30 W x 30 D x 17 H Weight: 24 lbs.	1450	1325
	TME3617	36 W x 36 D x 17 H Weight: 28 lbs.	1750	1500
<b>Meeting Tables</b>				
	TME3030	30 W x 30 D x 30 H Weight: 24 lbs.	1650	1525
	TME3630	36 W x 36 D x 30 H Weight: 28 lbs.	1950	1700
	TME3036	30 W x 30 D x 36 H Weight: 24 lbs.	1750	1625
	TME3636	36 W x 36 D x 36 H Weight: 28 lbs.	2050	1800
	TME3042	30 W x 30 D x 42 H Weight: 24 lbs.	1800	1675
	TME3642	36 W x 36 D x 42 H Weight: 28 lbs.	2100	1850

## Optional / Upgrades

**For Custom Laminate or Custom Finish on Veneer  
Please call for Special Pricing**

- PNM - Power Node Module - \$270 List



# ELĒ | Square Occasional and Meeting Tables

## Ordering Requirements:

- Model Number
- Top Surface (-L or -V)
- Top Finish
- Base Finish
- Options if Applicable

## Standard Metal Leg Finishes:

-C - Chrome

## Optional Metal Leg Finish - \$75 List

-S - Silver

-B - Black

Refer to page 7 for OCI SEATING Freight Program.

## OCI Laminate Finishes:




White, Fog, Black, Bleached Legno, Millennium Oak & Weatherd Ash

**Special Size Tables** can be made, starting from \$75 Net. Call OCI for more information and a price quote.

## OCI Seating Finishes:

Mahogany, Summit Cherry, Dark Cherry, Clear Maple, Pacific Cherry, OFS Cherry, Summit Maple, OCI Jade, OCI Espresso, Walnut, Cognac, OCI Light Cherry, Black Lacquer, CI Honey, CI Cherry, OCI Café, Slate Grey & Smoke Grey



	Model	Dimensions	Veneer	Laminate
<b>Occasional Tables</b>				
	TME303017	30 W x 30 D x 17 H Weight: 24 lbs.	1525	1290
	TME363617	36 W x 36 D x 17 H Weight: 28 lbs.	1850	1450
<b>Meeting Tables</b>				
	TME303030	30 W x 30 D x 30 H Weight: 24 lbs.	1725	1490
	TME363630	36 W x 36 D x 30 H Weight: 28 lbs.	2050	1650
	TME303036	30 W x 30 D x 36 H Weight: 24 lbs.	1825	1590
	TME363636	36 W x 36 D x 36 H Weight: 28 lbs.	2150	1750
	TME303042	30 W x 30 D x 42 H Weight: 24 lbs.	1875	1640
	TME363642	36 W x 36 D x 42 H Weight: 28 lbs.	2200	1800

## Optional / Upgrades

For Custom Laminate or Custom Finish on Veneer  
Please call for Special Pricing

- PNM - Power Node Module - \$270 List



Refer to terms and conditions for general information regarding fabrics, finishes, warranty, freight, complete condition of sales and more.

Effective Date: 3/1/2024 | ociseating.com

## Mylina | Guest, Lounge & Stool Seating



### Product Features:

---

- 12MM Wire Chrome Metal Sled Frame
  - 30" and 25" Stool Options on wire metal frame
  - Metal Sled, Auto Return Swivel, and Auto Return Swivel Tilt bases available
  - Metal Sled base available in chrome, silver and black finish
  - Accompanying Occasional Tables also offered
  - Clear Glides included for Sled Base
- 
- When combining different grade fabric, use the higher grade
  - When combining fabric of the same grade, Two Tone \$75 List

### Standard Metal Frame Finish:

-C - Chrome

### Optional Metal Frame Finishes:

-S - Silver           \$35 List  
-B - Black           \$35 List

Refer to page 7 for OCI SEATING Freight Program.

# Mylina | Guest & Lounge Seating

## Ordering Requirements:

- Model Number
- Frame Finish
- Fabric Choice



Refer to page 7 for OCI SEATING Freight Program.

Model	Description	FABRIC GRADES								
		1 COM	2	3 COL	4	5	6	7	8	L2
641M	<b>Lounge, Metal Sled Base</b> 26 W x 25.5 D x 30 H Seat: 23 W x 18.5 D Seat Height: 17 COM: 2.25 yds. Ship Weight: 20 lbs.	1540	1640	1740	1835	1890	1940	2020	2115	3115
642M	<b>Lounge, Metal Swivel Base with Auto Return</b> 26 W x 25.5 D x 30 H Seat: 23 W x 18.5 D Seat Height: 17 COM: 2.25 yds. Ship Weight: 22 lbs.	1690	1790	1890	1985	2040	2090	2170	2265	3265
643M	<b>Lounge, Metal Swivel Tilt Base with Auto Return</b> 26 W x 25.5 D x 30 H Seat: 23 W x 18.5 D Seat Height: 17 COM: 2.25 yds. Ship Weight: 22 lbs.	1710	1810	1910	2005	2060	2110	2190	2285	3285
651M	<b>Guest, Metal Sled Base</b> 24 W x 25.5 D x 30 H Seat: 21 W x 18.5 D Seat Height: 17 COM: 2.25 yds. Ship Weight: 22 lbs.	1300	1365	1450	1500	1600	1675	1725	1800	2665
652M	<b>Guest, Metal Swivel Base</b> 24 W x 25.5 D x 30 H Seat: 21 W x 18.5 D Seat Height: 17 COM: 2.25 yds. Ship Weight: 22 lbs.	1450	1515	1600	1650	1750	18 25	1875	1950	2815
653M	<b>Lounge, Metal Swivel Base with Auto Return</b> 24 W x 25.5 D x 30 H Seat: 21 W x 18.5 D Seat Height: 17 COM: 2.25 yds. Ship Weight: 22 lbs.	1470	1535	1620	1670	1770	1845	1895	1970	2835

Refer to terms and conditions for general information regarding fabrics, finishes, warranty, freight, complete condition of sales and more.

Effective Date: 3/1/2024 | ociseating.com





# Mylina | Stool Seating

## Ordering Requirements:

- Model Number
- Frame Finish
- Fabric Choice



Refer to page 7 for OCI SEATING Freight Program.

Model	Description	FABRIC GRADES								
		1 COM	2	3 COL	4	5	6	7	8	L2
 <b>660M</b>	<b>Stool 30", Metal Sled Base</b> 19 W x 20.5 D x 37 H Seat: 15.5 W x 14 D Seat Height: 30 COM: 1 yd. Ship Weight: 14 lbs.	1275	1310	1365	1420	1470	1505	1545	1575	2375
 <b>665M</b>	<b>Stool 25", Metal Sled Base</b> 19 W x 20.5 D x 32 H Seat: 15.5 W x 14 D Seat Height: 25 COM: 1 yd. Ship Weight: 16 lbs.	1225	1260	1315	1370	1420	1455	1495	1525	2325

## Optional / Upgrades

### Standard Metal Frame Finish:

-C - Chrome

- When combining different grade fabric, use the higher grade.
- When combining fabric of the same grade, Two Tone \$75 List.

### Optional Metal Frame Finishes:

-S - Silver      \$35 List  
 -B - Black      \$35 List

# TL / TLF | Occasional and Reception Tables

**OCI Seating** offers four styles of occasional tables to fit all your design requirements. Choose from end tables, coffee tables, round tables and sofa tables. All of our tables are hand crafted to ensure quality and finish that meets the demands of our customers. Our rectilinear tables are made with veneer tops, mitered hardwood edge banding and solid hardwood aprons and legs. Round tables are constructed with solid hardwood tops, aprons and legs.

Refer to page 7 for OCI SEATING Freight Program.





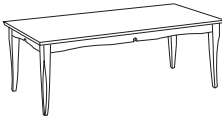

## OCI Seating Finishes:

Mahogany, Summit Cherry, Dark Cherry, Clear Maple, Pacific Cherry, OFS Cherry, Summit Maple, OCI Jade, OCI Espresso, Walnut, Cognac, OCI Light Cherry, Black Lacquer, CI Honey, CI Cherry, OCI Café, Slate Grey & Smoke Grey

**Special Size Tables** can be made, starting from \$75 Net. Call OCI for more information and a price quote.

Add a Two-Tone finish for 15% up -charge.



	Model	Dimensions	Shipping Info	
<b>TL Square Tables</b>				
	<b>TL 2424 End Table</b>	24 W x 24 D x 20 H	Carton: 9 Cu. Ft. Weight: 24 lbs.	<b>1115</b>
	<b>TL 2828 End Table</b>	28 W x 28 D x 20 H	Carton: 9 Cu. Ft. Weight: 28 lbs.	<b>1185</b>
<b>TL Rectangular Tables</b>				
	<b>TL 2448 Coffee Table</b>	48 W x 24 D x 19 H	Carton: 14 Cu. Ft. Weight: 42 lbs.	<b>1250</b>
	<b>TL 1854 Sofa Table</b>	54 W x 18 D x 29 H	Carton: 24 Cu. Ft. Weight: 52 lbs.	<b>1420</b>
<b>TL Round Tables</b>				
	<b>TL 20R Round Table</b>	20 Dia. x 20 H	Carton: 9 Cu. Ft. Weight: 24 lbs.	<b>1340</b>
	<b>TL 24R Round Table</b>	24 Dia. x 20 H	Carton: 9 Cu. Ft. Weight: 28 lbs.	<b>1420</b>
<b>TLF Square Tables</b>				
	<b>TLF 2424 End Table</b>	24 W x 24 D x 20 H	Carton: 9 Cu. Ft. Weight: 24 lbs.	<b>1250</b>
	<b>TLF 2828 End Table</b>	28 W x 28 D x 20 H	Carton: 9 Cu. Ft. Weight: 28 lbs.	<b>1310</b>
<b>TLF Rectangular Tables</b>				
	<b>TLF 2448 Coffee Table</b>	48 W x 24 D x 19 H	Carton: 14 Cu. Ft. Weight: 42 lbs.	<b>1400</b>
<b>TLF Round Tables</b>				
	<b>TLF 20R Round Table</b>	20 Dia. x 20 H	Carton: 9 Cu. Ft. Weight: 24 lbs.	<b>1440</b>
	<b>TLF 24R Round Table</b>	24 Dia. x 20 H	Carton: 9 Cu. Ft. Weight: 28 lbs.	<b>1565</b>

Refer to terms and conditions for general information regarding fabrics, finishes, warranty, freight, complete condition of sales and more.

Effective Date: 3/1/2024 | ociseating.com

# GEO | Guest Seating

## Product Features:



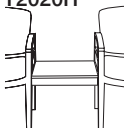
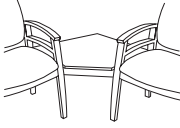

- Solid Beech Hardwood Frames
- 16 OCI Seating Wood Finishes
- High Resilient Poly Foam
- 5-Year Limited Warranty
- 300 lb. BIFMA Test Rating

## OCI Seating Finishes:

Mahogany, Summit Cherry, Dark Cherry, Pacific Cherry, OFS Cherry, OCI Jade, OCI Espresso, Walnut, Cognac, OCI Light Cherry, Black Lacquer, CI Cherry, OCI Café, Natural Beech, Slate Grey & Smoke Grey



Refer to page 7 for OCI SEATING Freight Program.

Model	Description	1 COM	2	3 COL	FABRIC / LEATHER GRADES							
					4	5	6	7	8	L1	L2	
 <b>100</b>	<b>Guest Chair</b> 22 W x 25 D x 34 H Seat: 19.25 W x 20.5 D Seat Height: 19 Arm Height: 26.5 COM: 1.25 yds. Carton: 15 Cu. Ft. Ship Weight: 32 lbs.	860	910	955	1030	1095	1135	1175	1225	NA	NA	
 <b>101</b>	<b>Guest Chair with Armcap</b> 22 W x 25 D x 34 H Seat: 19.25 W x 20.5 D Seat Height: 19 Arm Height: 27 COM: 1.25 yds. Carton: 15 Cu. Ft. Ship Weight: 32 lbs.	1005	1055	1100	1175	1240	1280	1320	1370	NA	NA	
 <b>T2020IT</b>	<b>Inner Table</b> 20 W x 20 D x 20 H Carton: .5 Cu. Ft. Ship Weight: 12 lbs.	995										
 <b>T3030CT</b>	<b>Corner Table</b> 30 W x 30 D x 20 H Carton: 3 Cu. Ft. Ship Weight: 31 lbs. <b>When specifying, you need to allow 36" x 36" in corner</b>	1420										
 <b>T2024ET</b>	<b>End Table</b> 20 W x 24 D x 20 H Carton: 9Cu. Ft. Ship Weight: 27 lbs.	1220										

- When combining different grade fabric, use the higher grade.
- When combining fabric of the same grade, Two Tone \$75 List.
- Custom wood finishes available upon request - add \$225 Net per color.

Refer to terms and conditions for general information regarding fabrics, finishes, warranty, freight, complete condition of sales and more.

Effective Date: 3/1/2024 | ociseating.com

# DIVA/SOLO | Guest Seating

## Product Features:

- Solid Beech Hardwood Frames
- 16 OCI Seating Wood Finishes
- 170/171 Not available in Vinyl or Leather
- High Resilient Poly Foam
- 5-Year Limited Warranty
- 300 lb. BIFMA Test Rating

## OCI Seating Finishes:

Mahogany, Summit Cherry, Dark Cherry, Pacific Cherry, OFS Cherry, OCI Jade, OCI Espresso, Walnut, Cognac, OCI Light Cherry, Black Lacquer, CI Cherry, OCI Café, Natural Beech, Slate Grey & Smoke Grey



Refer to page 7 for OCI SEATING Freight Program.

Model	Description	1	COM	2	3	FABRIC / LEATHER GRADES							
						COL	4	5	6	7	8	L1	L2
151	<b>DIVA Guest Chair</b> 22 W x 22.75 D x 34 H Seat: 19.25 W x 20.5 D Seat Height: 18.5 Arm Height: 26.5 COM: 1 yds. Carton: 17 Cu. Ft. Ship Weight: 35 lbs.	970	1020	1065	1140	1205	1245	1285	1335	NA	NA		
160	<b>SOLO Guest Chair</b> 21.5 W x 23.25 D x 32.5 H Seat: 18.75 W x 20 D Seat Height: 19 Arm Height: 26 COM: .75 yds. Carton: 17 Cu. Ft. Ship Weight: 31 lbs.	1010	1060	1105	1180	1245	1285	1325	1375	NA	NA		
170	<b>SOLO Guest Chair</b> 21.5 W x 23.25 D x 34.75 H Seat: 19 W x 19 D Seat Height: 19 Arm Height: 26 COM: 1.25 yds. Carton: 17 Cu. Ft. Ship Weight: 32 lbs.	1110	1160	1205	1280	1345	1385	1425	1475	NA	NA		
171	<b>SOLO Guest Chair</b> 21.5 W x 23.25 D x 34.75 H Seat: 19 W x 19 D Seat Height: 19 Arm Height: 26 COM: 1.25 yds. Carton: 17 Cu. Ft. Ship Weight: 32 lbs.	1065	1115	1160	1235	1300	1340	1380	1430	NA	NA		

- When combining different grade fabric, use the higher grade.
- When combining fabric of the same grade, Two Tone \$75 List.
- Custom wood finishes available upon request - add \$225 Net per color.

Refer to terms and conditions for general information regarding fabrics, finishes, warranty, freight, complete condition of sales and more.

Effective Date: 3/1/2024 | ociseating.com

# DUO | Guest Seating

## Product Features:




- Solid Beech Hardwood Frames
- 16 OCI Seating Wood Finishes
- 270/271 Not available in Vinyl or Leather
- High Resilient Poly Foam
- 5-Year Limited Warranty
- 300 lb. BIFMA Test Rating

## OCI Seating Finishes:

Mahogany, Summit Cherry, Dark Cherry, Pacific Cherry, OFS Cherry, OCI Jade, OCI Espresso, Walnut, Cognac, OCI Light Cherry, Black Lacquer, CI Cherry, OCI Café, Natural Beech, Slate Grey & Smoke Grey



Refer to page 7 for OCI SEATING Freight Program.

Model	Description	FABRIC / LEATHER GRADES									
		1 COM	2	3 COL	4	5	6	7	8	L1	L2
<b>260</b> 	<b>Guest Chair</b> 21.75 W x 22.75 D x 33 H Seat: 19 W x 19 D Seat Height: 19 Arm Height: 26.5 COM: .75 yds. Carton: 17 Cu. Ft. Ship Weight: 37 lbs.	1030	1080	1125	1200	1265	1305	1345	1405	NA	NA
<b>270</b> 	<b>Guest Chair</b> 21.75 W x 23.25 D x 33.5 H Seat: 19 W x 19 D Seat Height: 19 Arm Height: 26.5 COM: 1 yds. Carton: 15 Cu. Ft. Ship Weight: 37 lbs.	1085	1150	1190	1265	1330	1370	1410	1460	NA	NA
<b>271</b> 	<b>Guest Chair</b> 21.75 W x 23.25 D x 33.5 H Seat: 19 W x 19 D Seat Height: 19 Arm Height: 26.5 COM: 1.25 yds. Carton: 15 Cu. Ft. Ship Weight: 36 lbs.	1120	1170	1215	1290	1355	1395	1435	1485	NA	NA

- When combining different grade fabric, use the higher grade.
- When combining fabric of the same grade, Two Tone \$75 List.
- Custom wood finishes available upon request - add \$225 Net per color.

# ENTOURAGE | Guest Reception Seating

## Product Features:




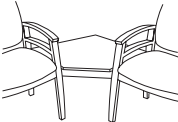
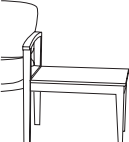
- Solid Maple Hardwood Frames
- Small Gap For Clean-Out For Healthcare Applications
- 18 OCI Seating Wood Finishes
- 3 Different Gangable Tables and 2 Different Styles of Free Standing Tables (pages 49)
- Special Spacer Designed to Attach Multiple Chairs - \$120 List
- 300 lb. BIFMA Test Rating

## OCI Seating Finishes:

Mahogany, Summit Cherry, Dark Cherry, Clear Maple, Pacific Cherry, OFS Cherry, Summit Maple, OCI Jade, OCI Espresso, Walnut, Cognac, OCI Light Cherry, Black Lacquer, CI Honey, CI Cherry, OCI Café, Slate Grey & Smoke Grey



Refer to page 7 for OCI SEATING Freight Program.

Model	Description	FABRIC / LEATHER GRADES									
		1 COM	2	3 COL	4	5	6	7	8	L1	L2
200 	<b>Guest Chair</b> 24 W x 26 D x 35 H Seat: 20 W x 19.5 D Seat Height: 19 Arm Height: 27.25 COM: 1.5 yds. Carton: 17 Cu. Ft. Ship Weight: 38 lbs.	1085	1135	1180	1255	1320	1360	1400	1450	NA	NA
400 	<b>Guest Chair</b> 24 W x 26 D x 35 H Seat: 20 W x 19.5 D Seat Height: 19 Arm Height: 27.25 COM: 1.5 yds. Carton: 17 Cu. Ft. Ship Weight: 42 lbs.	1140	1190	1235	1310	1375	1415	1455	1505	NA	NA
T2020IT 	<b>Inner Table</b> 20 W x 20 D x 20 H Carton: .5 Cu. Ft. Ship Weight: 12 lbs.	995									
T3030CT 	<b>Corner Table</b> 30 W x 30 D x 20 H Carton: 3 Cu. Ft. Ship Weight: 31 lbs. <b>When specifying, you need to allow 36" x 36" in corner</b>	1420									
T2024ET 	<b>End Table</b> 20 W x 24 D x 20 H Carton: 9Cu. Ft. Ship Weight: 27 lbs.	1220									

**Important: When connecting chairs or tables please provide a drawing that specifies below.**

- LS - Left side sitting**
- RS - Right side sitting**
- LRS - Left and Right side sitting**

- When combining different grade fabric, use the higher grade.
- When combining fabric of the same grade, Two Tone \$75 List.
- Custom wood finishes available upon request - add \$225 Net per color.

Refer to terms and conditions for general information regarding fabrics, finishes, warranty, freight, complete condition of sales and more.

Effective Date: 3/1/2024 | ociseating.com

# PROTÉGÉ | Guest Reception Seating

## Product Features:

- Solid Maple Hardwood Frames
- 18 OCI Seating Wood Finishes
- 3 Different Gangable Tables and 2 Different Styles of Free Standing Tables (pages 49)
- Special Spacer Designed to Attach Multiple Chairs - \$120 List
- 500lb. Test Rating (462, 464)
- 250lb. Test Rating (460, 463)

## OCI Seating Finishes:

Mahogany, Summit Cherry, Dark Cherry, Clear Maple, Pacific Cherry, OFS Cherry, Summit Maple, OCI Jade, OCI Espresso, Walnut, Cognac, OCI Light Cherry, Black Lacquer, CI Honey, CI Cherry, OCI Café, Slate Grey & Smoke Grey



Refer to page 7 for OCI SEATING Freight Program.


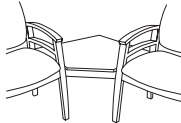
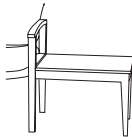
Model	Description	FABRIC / LEATHER GRADES									
		1 COM	2	3 COL	4	5	6	7	8	L1	L2
460	<b>Guest Chair</b> 22.5 W x 25.75 D x 35.75 H Seat: 20 W x 18.5 D Seat Height: 19.25 Arm Height: 27.5 COM: 1.5 yds. Carton: 17 Cu. Ft. Ship Weight: 33 lbs.	1175	1235	1280	1355	1420	1460	1500	1550	NA	NA
462	<b>2 - Seat Bench</b> 49 W x 26 D x 36 H Seat: 46 W x 18.5 D Seat Height: 19.25 Arm Height: 27.5 COM: 2.5 yds. Carton: 26 Cu. Ft. Ship Weight: 61 lbs.	1935	2060	2140	2240	2305	2365	2450	2550	NA	NA
463	<b>2-Seat Settee</b> 44.25 W x 26 D x 35.75 H Seat: 20 W x 18.5 D Seat Height: 19.25 Arm Height: 27.5 COM: 2.25 yds. Carton: 26 Cu. Ft. Ship Weight: 52 lbs.	2295	2420	2500	2570	2620	2725	2810	2910	NA	NA
464	<b>Bariatric</b> 31.5 W x 26 D x 35.75 H Seat: 27.5 W x 18.5 D Seat Height: 19.25 Arm Height: 27.5 COM: 2.5 yds. Carton: 25 Cu. Ft. Ship Weight: 49 lbs.	2355	2475	2560	2660	2725	2785	2870	2970	NA	NA

- When combining different grade fabric, use the higher grade.
- When combining fabric of the same grade, Two Tone \$75 List.
- Custom wood finishes available upon request - add \$225 Net per color.



# PROTÉGÉ | Gangable / Connecting Tables

Refer to page 7 for OCI SEATING Freight Program.

Model	Description	FABRIC / LEATHER GRADES									
		1 COM	2	3 COL	4	5	6	7	8	L1	L2
<b>T2020IT</b> 	<b>Inner Table</b> 20 W x 20 D x 20 H Carton: .5 Cu. Ft. Ship Weight: 12 lbs.	995									
<b>T3030CT</b> 	<b>Corner Table</b> 30 W x 30 D x 20 H Carton: 3 Cu. Ft. Ship Weight: 31 lbs. <b>When specifying, you need to allow 36" x 36" in corner</b>	1420									
<b>T2024ET</b> 	<b>End Table</b> 20 W x 24 D x 20 H Carton: 9Cu. Ft. Ship Weight: 27 lbs.	1220									

**Important: When connecting chairs or tables please provide a drawing that specifies below.**  
 LS - Left side sitting  
 RS - Right side sitting  
 LRS - Left and Right side sitting

• Custom wood finishes available upon request - add \$225 Net per color.

# RESPONSE 480 Series | Guest Reception Seating

## Product Features:

- Solid Maple Hardwood Frames
- 18 OCI Seating Wood Finishes
- 3 Different Gangable Tables and 2 Different Styles of Free Standing Tables (pages 49)
- New Round Corner Connecting Table with Retractable Folding Rear Leg
- Special Spacer Designed to Attach Multiple Chairs - \$120 List
- 300lb. Test Rating (480/485)
- 500lb. Test Rating (482/483/484)

## OCI Seating Finishes:

Mahogany, Summit Cherry, Dark Cherry, Clear Maple, Pacific Cherry, OFS Cherry, Summit Maple, OCI Jade, OCI Espresso, Walnut, Cognac, OCI Light Cherry, Black Lacquer, CI Honey, CI Cherry, OCI Café, Slate Grey & Smoke Grey



Refer to page 7 for OCI SEATING Freight Program.



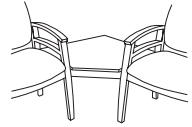
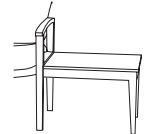
Model	Description	FABRIC / LEATHER GRADES									
		1 COM	2	3 COL	4	5	6	7	8	L1	L2
480	<b>Guest Chair with Poly Cap</b> 23.75 W x 26 D x 33.5 H Seat: 20.25 W x 20.25 D Seat Height: 19.25 Arm Height: 27 COM: 1.5 yds. Carton: 17 Cu. Ft. Ship Weight: 44 lbs.	1415	1465	1520	1585	1650	1690	1730	1780	NA	NA
482	<b>2-Seat Settee with Poly Cap</b> 49.25 W x 26 D x 33.5 H Seat: 20.25 W x 20.25 D Seat Height: 19.25 Arm Height: 27 COM: 2.25 yds. Carton: 26 Cu. Ft. Ship Weight: 71 lbs.	2540	2665	2745	2815	2865	2970	3055	3155	NA	NA
483	<b>3-Seat Settee with Poly Cap</b> 70.5 W x 26 D x 33.5 H Seat: 20.25 W x 20.25 D Seat Height: 19.25 Arm Height: 27 COM: 3.5 yds. Carton: 26 Cu. Ft. Ship Weight: 97 lbs.	3655	3840	3965	4130	4285	4435	4525	4705	NA	NA
484	<b>Bariatric with Poly Cap</b> 31.75 W x 26 D x 33.5 H Seat: 28 W x 20.5 D Seat Height: 19.25 Arm Height: 27 COM: 2.25 yds. Carton: 25 Cu. Ft. Ship Weight: 58 lbs.	2540	2665	2745	2845	2910	2970	3055	3155	NA	NA
485	<b>Hip Stool with Poly Cap</b> 23.75 W x 26 D x 39 H Seat: 20.25 W x 20.25 D Seat Height: 23.75 Arm Height: 32.5 COM: 1.5 yds. Carton: 17 Cu. Ft. Ship Weight: 44 lbs.	2320	2370	2425	2490	2555	2595	2635	2685	NA	NA

Refer to terms and conditions for general information regarding fabrics, finishes, warranty, freight, complete condition of sales and more.

Effective Date: 3/1/2024 | ociseating.com

# RESPONSE | Gangable / Connecting Tables

Refer to page 7 for OCI SEATING Freight Program.

Model	Description	FABRIC / LEATHER GRADES									
		1 COM	2	3 COL	4	5	6	7	8	L1	L2
<b>T2020IT</b> 	<b>Inner Table</b> 20 W x 20 D x 20 H Carton: .5 Cu. Ft. Ship Weight: 12 lbs.	995									
<b>T2121RCT</b> 	<b>Round Corner Table</b> 21 W x 21 D x 20 H Carton: 5 Cu. Ft. Ship Weight: 32 lbs. <b>When specifying, you need to allow 36" x 36" in corner</b>	1780									
<b>T3030CT</b> 	<b>Corner Table</b> 30 W x 30 D x 20 H Carton: 3 Cu. Ft. Ship Weight: 31 lbs. <b>When specifying, you need to allow 36" x 36" in corner</b>	1420									
<b>T2024ET</b> 	<b>End Table</b> 20 W x 24 D x 20 H Carton: 9Cu. Ft. Ship Weight: 27 lbs.	1220									

**Important: When connecting chairs or tables please provide a drawing that specifies below.**  
**LS - Left side sitting**  
**RS - Right side sitting**  
**LRS - Left and Right side sitting**

- When combining different grade fabric, use the higher grade.
- When combining fabric of the same grade, Two Tone \$75 List.
- Custom wood finishes available upon request - add \$225 Net per color.

# ARRANGE 490 Series | Reception Seating

## Product Features:

- Solid Maple Hardwood Frames with Poly Arm Cap
- 18 OCI Seating Wood Finishes
- 3 Different Gangable Tables and 2 Different Styles of Free Standing Tables (pages 49)
- New Round Corner Connecting Table with Retractable Folding Rear Leg
- Special Spacer Designed to Attach Multiple Chairs - \$120 List


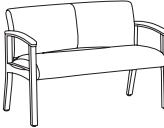
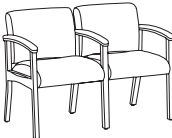

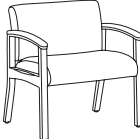

- 300lb. Test Rating (490)
- 500lb. Test Rating (491/492/493/494/495)

## OCI Seating Finishes:

Mahogany, Summit Cherry, Dark Cherry, Clear Maple, Pacific Cherry, OFS Cherry, Summit Maple, OCI Jade, OCI Espresso, Walnut, Cognac, OCI Light Cherry, Black Lacquer, CI Honey, CI Cherry, OCI Café, Slate Grey & Smoke Grey



Refer to page 7 for OCI SEATING Freight Program.

Model	Description	FABRIC / LEATHER GRADES									
		1 COM	2	3 COL	4	5	6	7	8	L1	L2
 <p><b>490</b> <b>Guest Chair</b> 24 W x 25.5 D x 33.5 H Seat: 20.5 W x 19.5 D Seat Height: 19.75 Arm Height: 27 COM: 1.5 yds. Carton: 17 Cu. Ft. Ship Weight: 38 lbs.</p>	1340	1390	1440	1510	1575	1615	1655	1705	NA	NA	
 <p><b>491</b> <b>Bench</b> 49.25 W x 25.5 D x 33.5 H Seat: 45.75 W x 19.5 D Seat Height: 19.75 Arm Height: 27 COM: 3 yds. Carton: 43 Cu. Ft. Ship Weight: 71 lbs.</p>	2135	2280	2365	2460	2530	2600	2690	2820	NA	NA	
 <p><b>492</b> <b>2-Seat Settee</b> 46.25 W x 25.5 D x 33.5 H Seat: 20.5 W x 19.5 D Seat Height: 19.75 Arm Height: 27 COM: 2.75 yds. Carton: 43 Cu. Ft. Ship Weight: 67 lbs.</p>	2505	2640	2725	2775	2830	2875	3060	3170	NA	NA	
 <p><b>493</b> <b>3-Seat Settee</b> 69.25 W x 25.5 D x 33.5 H Seat: 20.5 W x 19.5 D Seat Height: 19.75 Arm Height: 27 COM: 4 yds. Carton: 58 Cu. Ft. Ship Weight: 81 lbs.</p>	3445	3605	3760	3865	4025	4180	4285	4445	NA	NA	
 <p><b>494</b> <b>Bariatric</b> 31.25 W x 25.5 D x 33.5 H Seat: 28.5 W x 19.5 D Seat Height: 19.75 Arm Height: 27 COM: 2.5 yds. Carton: 25 Cu. Ft. Ship Weight: 58 lbs.</p>	2485	2630	2715	2820	2885	2950	3040	3145	NA	NA	
 <p><b>495</b> <b>Hip Stool</b> 24 W x 26 D x 40 H Seat: 20.5 W x 19.5 D Seat Height: 26 Arm Height: 33.25 COM: 1.5 yds. Carton: 18 Cu. Ft. Ship Weight: 42 lbs.</p>	2320	2370	2425	2490	2555	2595	2635	2685	NA	NA	

# ARRANGE 620 Series | Reception Seating

## Product Features:


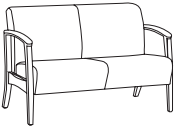
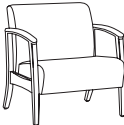
- Solid Maple Hardwood Frames with Poly Arm Cap
- 18 OCI Seating Wood Finishes
- 3 Different Gangable Tables and 2 Different Styles of Free Standing Tables (pages 49)
- Special Spacer Designed to Attach Multiple Chairs - \$120 List
- 300lb. Test Rating (620)
- 500lb. Test Rating (622/624)

## OCI Seating Finishes:

Mahogany, Summit Cherry, Dark Cherry, Clear Maple, Pacific Cherry, OFS Cherry, Summit Maple, OCI Jade, OCI Espresso, Walnut, Cognac, OCI Light Cherry, Black Lacquer, CI Honey, CI Cherry, OCI Café, Slate Grey & Smoke Grey




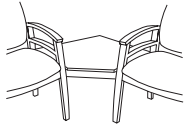
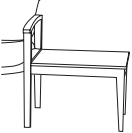
Refer to page 7 for OCI SEATING Freight Program.

Model	Description	FABRIC / LEATHER GRADES								L1	L2
		1 COM	2	3 COL	4	5	6	7	8		
<b>620</b> 	<b>Guest Chair</b> 25.75 W x 30.5 D x 34 H Seat: 22 W x 21 D Seat Height: 18 Arm Height: 27.5 COM: 2.25 yds. Carton: 24 Cu. Ft. Ship Weight: 51 lbs.	2115	2235	2315	2360	2410	2465	2520	2570	NA	NA
<b>622</b> 	<b>Love Seat</b> 52.5 W x 30.5 D x 34 H Seat: 48 W x 21 D Seat Height: 18 Arm Height: 27.5 COM: 4 yds. Carton: 43 Cu. Ft. Ship Weight: 87 lbs.	2885	3045	3200	3305	3465	3620	3725	3885	NA	NA
<b>624</b> 	<b>Bariatric</b> 31.75 W x 30.5 D x 34 H Seat: 28 W x 21 D Seat Height: 18 Arm Height: 27.5 COM: 3.25 yds. Carton: 25 Cu. Ft. Ship Weight: 56 lbs.	2850	3020	3085	3190	3265	3340	3420	3535	NA	NA

- When combining different grade fabric, use the higher grade.
- When combining fabric of the same grade, Two Tone \$75 List.
- Custom wood finishes available upon request - add \$225 Net per color.

# ARRANGE | Gangable / Connecting Tables

Refer to page 7 for OCI SEATING Freight Program.

Model	Description	FABRIC / LEATHER GRADES									
		1 COM	2	3 COL	4	5	6	7	8	L1	L2
<b>T2020IT</b> 	<b>Inner Table</b> 20 W x 20 D x 20 H Carton: .5 Cu. Ft. Ship Weight: 12 lbs.	995									
<b>T3030CT</b> 	<b>Corner Table</b> 30 W x 30 D x 20 H Carton: 3 Cu. Ft. Ship Weight: 31 lbs. <b>When specifying, you need to allow 36" x 36" in corner</b>	1420									
<b>T2024ET</b> 	<b>End Table</b> 20 W x 24 D x 20 H Carton: 9Cu. Ft. Ship Weight: 27 lbs.	1220									

**Important: When connecting chairs or tables please provide a drawing that specifies below.**

- LS - Left side sitting
- RS - Right side sitting
- LRS - Left and Right side sitting

- Custom wood finishes available upon request - add \$225 Net per color.

# PATRON | Guest Seating

## Product Features:

- Solid Maple Hardwood Frames
- 18 OCI Seating Wood Finishes
- 2 Different Styles of Free Standing Tables (pages 49)

## OCI Seating Finishes:

Mahogany, Summit Cherry, Dark Cherry, Clear Maple, Pacific Cherry, OFS Cherry, Summit Maple, OCI Jade, OCI Espresso, Walnut, Cognac, OCI Light Cherry, Black Lacquer, CI Honey, CI Cherry, OCI Café, Slate Grey & Smoke Grey



Refer to page 7 for OCI SEATING Freight Program.

Model	Description	FABRIC / LEATHER GRADES									
		1 COM	2	3 COL	4	5	6	7	8	L1	L2
820	<b>Guest Chair</b> 23 W x 25.25 D x 35 H Seat: 20 W x 19 D Seat Height: 18.5 Arm Height: 27.75 COM: 1.5 yds. Carton: 17 Cu. Ft. Ship Weight: 39 lbs.	1285	1335	1380	1455	1520	1560	1600	1650	NA	NA

- When combining different grade fabric, use the higher grade.
- When combining fabric of the same grade, Two Tone \$75 List.
- Custom wood finishes available upon request - add \$225 Net per color.





### Product Features:

---

- Fixed Seat Cushion
- High Resilient Long Lasting Polyfoam
- Frame Finish Standard in 16 OCI Finishes on Baltic Birch Plywood
- Features Arm and Armless and Extended Models
- Two Table Sizes
- 300 lb. Test Rating
- Manufactured in U.S.A.

### OCI Seating Finishes:

Mahogany, Summit Cherry, Dark Cherry, Pacific Cherry, OFS Cherry, OCI Jade, OCI Espresso, Walnut, Cognac, OCI Light Cherry, Black Lacquer, CI Cherry, OCI Café, Natural Beech, Slate Grey & Smoke Grey

- When combining different grade fabric, use the higher grade.
- When combining fabric of the same grade, Two Tone \$75 List.
- Custom wood finish upon request - add \$225 Net per color.

Refer to page 7 for OCI SEATING Freight Program.







# CAPA | Guest Seating & Tables

## Ordering Requirements:

- Model Number
- Frame Finish
- Fabric Choice



Refer to page 7 for OCI SEATING Freight Program.

Model	Description	FABRIC GRADES								
		1 COM	2	3 COL	4	5	6	7	8	L2
<b>350</b> 	<b>Armless Guest</b> 21.5 W x 23.75 D x 31.5 H Seat: 19.5 W x 18 D Seat Height: 18 COM: 1.25 yd. Ship Weight: 22 lbs.	1070	1130	1195	1255	1290	1330	1380	1430	NA
<b>351</b> 	<b>Guest</b> 21.5 W x 23.75 D x 31.5 H Seat: 19.5 W x 18 D Seat Height: 18 COM: 1.25 yd. Ship Weight: 26 lbs.	1105	1165	1230	1290	1325	1365	1415	1465	NA
<b>360</b> 	<b>Wide Seat, Armless Guest</b> 27 W x 23.75 D x 31.5 H Seat: 25 W x 18 D Seat Height: 18 COM: 1.5 yd. Ship Weight: 26 lbs.	1145	1215	1280	1340	1375	1415	1465	1515	NA
<b>361</b> 	<b>Wide Seat, Guest</b> 27 W x 23.75 D x 31.5 H Seat: 25 W x 18 D Seat Height: 18 COM: 1.5 yd. Ship Weight: 30 lbs.	1185	1255	1320	1380	1415	1455	1505	1555	NA
<b>TC222217</b> 	<b>End Table</b> 22 W x 22 D x 17 H. Ship Weight: 17 lbs.	1000								
<b>TC482017</b> 	<b>Coffee Table</b> 48 W x 20 D x 17 H. Ship Weight: 35 lbs.	1050								

- When combining different grade fabric, use the higher grade.
- When combining fabric of the same grade, Two Tone \$75 List.
- Custom wood finishes available upon request - add \$225 Net per color.

Refer to terms and conditions for general information regarding fabrics, finishes, warranty, freight, complete condition of sales and more.

Effective Date: 3/1/2024 | [ociseating.com](http://ociseating.com)



## Product Features:

---

- Clean out between seat and back
- Guest and Bariatric available
- Arm caps available in beech wood and black urethane
- Solid Beech wood frame
- Available in all OCI finishes on Beech
- Guest weight capacity it is 350 lbs.
- Bariatric weight capacity is 500 lbs.
- Two, three and reconfigurable units available
- Wall Saver (Only on Guest Chair, Not Bariatric)
- Starting Price \$1,465 Com/Grade 1
- Connecting side, corner, and end tables available.  
(See page 68 for pricing and features)

## OCI Seating Finishes:

Mahogany, Summit Cherry, Dark Cherry, Pacific Cherry, OFS Cherry, OCI Jade, OCI Espresso, Walnut, Cognac, OCI Light Cherry, Black Lacquer, CI Cherry, OCI Café, Natural Beech, Slate Grey & Smoke Grey

## Arm Cap Options:

- P - Black Polyurethane
- W - Wood

- When combining different grade fabric, use the higher grade.
- When combining fabric of the same grade, Two Tone \$75 List.
- Custom wood finish upon request - add \$225 Net per color.

Refer to page 7 for OCI Seating Freight Program.

# SANTEE | Guest & Tandem Wood Chairs

## Ordering Requirements:

- Model Number
- Frame Finish
- Arm Cap Choice
- Fabric Choice

## OCI Seating Finishes:

Mahogany, Summit Cherry, Dark Cherry, Pacific Cherry, OFS Cherry, OCI Jade, OCI Espresso, Walnut, Cognac, OCI Light Cherry, Black Lacquer, CI Cherry, OCI Café, Natural Beech, Slate Grey & Smoke Grey

Refer to page 7 for OCI Seating Freight Program.

Model	Description	FABRIC GRADES							
		1 COM	2	3 COL	4	5	6	7	8
380	<b>Wood Guest Chair, Single Seat</b> 26 W x 23.5 D x 32.5 H Seat: 22.5 W x 19 D Back: 22.5 W x 15.5 H Seat Height: 17.5 Arm Height from Seat: 7.5 COM: 1.5 yds. Carton: 17 Cu. Ft. Ship Weight: 32 lbs	1465	1525	1590	1650	1675	1715	1765	1815
382	<b>Wood Guest Chair, 2 Seat</b> 50.5 W x 23.5 D x 32.5 H Seat: 22.5 W x 19 D Back: 22.5 W x 15.5 H Seat Height: 17.5 Arm Height from Seat: 7.5 COM: 3 yds. Carton: 43 Cu. Ft. Ship Weight: 57 lbs	2705	2825	2955	3075	3125	3205	3305	3405
383	<b>Wood Guest Chair, 3 Seat</b> 75 W x 23.5 D x 32.5 H Seat: 22.5 W x 19 D Back: 22.5 W x 15.5 H Seat Height: 17.5 Arm Height from Seat: 7.5 COM: 4.5 yds. Carton: 58 Cu. Ft. Ship Weight: 82 lbs	4055	4235	4430	4610	4685	4805	4955	5105
385	<b>Wood Guest Chair, Bariatric</b> 33.5 W x 23.5 D x 32.5 H Seat: 30.5 W x 19 D Back: 30.5 W x 15.5 H Seat Height: 17.5 Arm Height from Seat: 7.5 COM: 2.5 yds. Carton: 25 Cu. Ft. Ship Weight: 38 lbs	2115	2260	2345	2450	2515	2590	2680	2785

Refer to terms and conditions for general information regarding fabrics, finishes, warranty, freight, complete condition of sales and more.

Effective Date: 3/1/2024 | ociseating.com

# SANTEE | Configurable Wood Chairs




## Ordering Requirements:

- Model Number
- Frame Finish
- Arm Cap Choice
- Fabric Choice

## OCI Seating Finishes:

Mahogany, Summit Cherry, Dark Cherry, Pacific Cherry, OFS Cherry, OCI Jade, OCI Espresso, Walnut, Cognac, OCI Light Cherry, Black Lacquer, CI Cherry, OCI Café, Natural Beech, Slate Grey & Smoke Grey

Refer to page 7 for OCI Seating Freight Program.

Model	Description	FABRIC GRADES							
		1 COM	2	3 COL	4	5	6	7	8
<b>380-ST</b> 	<b>Wood Guest Chair, Starter Unit</b> 26 W x 23.5 D x 32.5 H Seat: 22.5 W x 19 D Back: 22.5 W x 15.5 H Seat Height: 17.5 Arm Height from Seat: 7.5 COM: 1.5 yds. Carton: 17 Cu. Ft. Ship Weight: 32 lbs	1490	1550	1615	1675	1700	1740	1790	1840
<b>380-CU</b> 	<b>Wood Guest Chair, Center Unit</b> 24.5 W x 23.5 D x 32.5 H Seat: 22.5 W x 19 D Back: 22.5 W x 15.5 H Seat Height: 17.5 Arm Height from Seat: 7.5 COM: 1.5 yds. Carton: 17 Cu. Ft. Ship Weight: 25 lbs	1335	1395	1460	1520	1545	1585	1635	1685
<b>380-EU</b> 	<b>Wood Guest Chair, End Unit</b> 24.5 W x 23.5 D x 32.5 H Seat: 22.5 W x 19 D Back: 22.5 W x 15.5 H Seat Height: 17.5 Arm Height from Seat: 7.5 COM: 1.5 yds. Carton: 17 Cu. Ft. Ship Weight: 25 lbs	1310	1370	1435	1495	1520	1560	1610	1660

Orders exceeding 3 consecutive units will be shipped with up to 3 preassembled units in per box.

Some assembly necessary to join preassembled units of 4 or more.

# SANTEE | Configurable Wood Chairs / Bariatric




## Ordering Requirements:

- Model Number
- Frame Finish
- Arm Cap Choice
- Fabric Choice

## OCI Seating Finishes:

Mahogany, Summit Cherry, Dark Cherry, Pacific Cherry, OFS Cherry, OCI Jade, OCI Espresso, Walnut, Cognac, OCI Light Cherry, Black Lacquer, CI Cherry, OCI Café, Natural Beech, Slate Grey & Smoke Grey

Refer to page 7 for OCI Seating Freight Program.

Model	Description	FABRIC GRADES							
		1 COM	2	3 COL	4	5	6	7	8
<b>385-ST</b> 	<b>Wood Guest Chair, Starter Unit Bariatric</b> 33.4 W x 23.5 D x 32.5 H Seat: 30.5 W x 19 D Back: 30.5 W x 15.5 H Seat Height: 17.5 Arm Height from Seat: 7.5 COM: 2.5 yds. Carton: 25 Cu. Ft. Ship Weight: 38 lbs	2140	2285	2370	2475	2540	2615	2705	2810
<b>385-CU</b> 	<b>Wood Guest Chair, Center Unit Bariatric</b> 32 W x 23.5 D x 32.5 H Seat: 30.5 W x 19 D Back: 30.5 W x 15.5 H Seat Height: 17.5 Arm Height from Seat: 7.5 COM: 2.5 yds. Carton: 25 Cu. Ft. Ship Weight: 31 lbs	1985	2130	2215	2320	2385	2460	2550	2655
<b>385-EU</b> 	<b>Wood Guest Chair, End Unit Bariatric</b> 32 W x 23.5 D x 32.5 H Seat: 30.5 W x 19 D Back: 30.5 W x 15.5 H Seat Height: 17.5 Arm Height from Seat: 7.5 COM: 2.5 yds. Carton: 25 Cu. Ft. Ship Weight: 31 lbs	1960	2105	2190	2295	2360	2435	2525	2630

Orders exceeding 3 consecutive units will be shipped with up to 3 preassembled units in per box.

Some assembly necessary to join preassembled units of 4 or more.

# SANTEE | Connecting and End Tables

## Product Features:




- Laminate and Veneer top material options. With exposed plywood edge
- Edge on veneer top will match top finish color unless specified otherwise.
- Edge on laminate tops will be exposed plywood with a clear coat finish as standard.

- All dimensions are nominal
- Veneer available in all OCI standard finishes
- Laminate available in 6 standard colors
- All tables come with brackets to mount to chair arm.
- Must specify where table is to be installed.

## Ordering Requirements:

- Model Number
- Surface Material
- Laminate or Wood Finish

Refer to page 7 for OCI Seating Freight Program.

Model	Description	Laminate (-L)	Veneer (-V)
<b>T380-IT</b> 	<b>Inner Connecting Table</b> 21 W x 20 D x 17 H. Ship Weight: 20 lbs. Carton: 1 Cu. Ft.	650	665
<b>T380-CT</b> 	<b>Corner Connecting Table</b> 28 W x 28 D x 17 H. Ship Weight: 24 lbs. Carton: 9 Cu. Ft.	1140	1200
<b>T380-ET</b> 	<b>End Connecting Table</b> 10.5 W x 20 D x 17 H. Ship Weight: 16 lbs. Carton: 9 Cu. Ft.	815	865

## Optional / Upgrades

For Custom Laminate or Custom Finish on Veneer  
Please call for Special Pricing

### Standard Laminate Finishes:

White  
Black  
Fog  
Bleached Legno  
Millennium Oak  
Weathered Ash

### OCI Seating Finishes:

Mahogany, Summit Cherry, Dark Cherry,  
Pacific Cherry, OFS Cherry, OCI Jade, OCI  
Espresso, Walnut, Cognac, OCI Light Cherry,  
Black Lacquer, CI Cherry, OCI Café, Natural  
Beech, Slate Grey & Smoke Grey





## Product Features:

---

- Clean out between seat and back
- Guest and Bariatric available
- Arm caps available in beech wood and black urethane
- Silver finish standard on frame
- Option for black finish available - \$35
- Guest weight capacity it is 350 lbs.
- Bariatric weight capacity is 500 lbs.
- Two, three and reconfigurable units available
- Wall Saver (Only on Guest Chair, Not Bariatric)
- Starting Price \$ 1,275 Com/Grade 1
- Connecting side, corner, and end tables available.  
(See page 73 for pricing and features)

## Standard Metal Leg Finishes:

-S - Silver

## Optional Metal Leg Finish:

-B - Black - \$35 List

## Arm Cap Options:

-P - Black Polyurethane

-W - Wood

## Wood Arm Finishes:

Mahogany, Summit Cherry, Dark Cherry,  
Pacific Cherry, OFS Cherry, OCI Jade, OCI  
Espresso, Walnut, Cognac, OCI Light Cherry,  
Black Lacquer, CI Cherry, OCI Café, Natural  
Beech, Slate Grey & Smoke Grey

- When combining different grade fabric, use the higher grade.
- When combining fabric of the same grade, Two Tone \$75 List.
- Custom wood finish upon request - add \$225 Net per color.

Refer to page 7 for OCI Seating Freight Program.

# SANTEE | Guest & Tandem Metal Chairs





## Ordering Requirements:

- Model Number
- Frame Finish
- Arm Cap Choice
- Fabric Choice

## Wood Arm Finishes:

Mahogany, Summit Cherry, Dark Cherry, Pacific Cherry, OFS Cherry, OCI Jade, OCI Espresso, Walnut, Cognac, OCI Light Cherry, Black Lacquer, CI Cherry, OCI Café, Natural Beech, Slate Grey & Smoke Grey

Refer to page 7 for OCI Seating Freight Program.

Model	Description	FABRIC GRADES							
		1 COM	2	3 COL	4	5	6	7	8
390	<b>Metal Guest Chair, Single Seat</b> 25 W x 23.5 D x 32.5 H Seat: 22.5 W x 19 D Back: 22.5 W x 15 H Seat Height: 17.5 Arm Height from Seat: 7.5 COM: 1.5 yds. Carton: 17 Cu. Ft. Ship Weight: 43 lbs	1275	1335	1400	1460	1485	1525	1575	1625
									
392	<b>Metal Guest Chair, 2 Seat</b> 48.5 W x 23.5 D x 32.5 H Seat: 22.5 W x 19 D Back: 22.5 W x 15 H Seat Height: 17.5 Arm Height from Seat: 7.5 COM: 3 yds. Carton: 43 Cu. Ft. Ship Weight: 76 lbs	2355	2475	2605	2725	2775	2855	2955	3055
									
393	<b>Metal Guest Chair, 3 Seat</b> 72 W x 23.5 D x 32.5 H Seat: 22.5 W x 19 D Back: 22.5 W x 15 H Seat Height: 17.5 Arm Height from Seat: 7.5 COM: 4.5 yds. Carton: 58 Cu. Ft. Ship Weight: 109 lbs	3635	3815	4010	4190	4265	4385	4535	4685
									
395	<b>Metal Guest Chair, Bariatric</b> 33.5 W x 23.5 D x 32.5 H Seat: 30.5 W x 19 D Back: 30.5 W x 15.5 H Seat Height: 17.5 Arm Height from Seat: 7.5 COM: 2.5 yds. Carton: 25 Cu. Ft. Ship Weight: 51 lbs	1850	1995	2080	2185	2250	2325	2415	2520
									

# SANTEE | Configurable Metal Chairs




## Ordering Requirements:

- Model Number
- Frame Finish
- Arm Cap Choice
- Fabric Choice

## Wood Arm Finishes:

Mahogany, Summit Cherry, Dark Cherry, Pacific Cherry, OFS Cherry, OCI Jade, OCI Espresso, Walnut, Cognac, OCI Light Cherry, Black Lacquer, CI Cherry, OCI Café, Natural Beech, Slate Grey & Smoke Grey

Refer to page 7 for OCI Seating Freight Program.

Model	Description	FABRIC GRADES							
		1 COM	2	3 COL	4	5	6	7	8
390-ST	<b>Metal Guest Chair, Starter Unit</b> 25 W x 23.5 D x 32.5 H Seat: 22.5 W x 19 D Back: 22.5 W x 15.5 H Seat Height: 17.5 Arm Height from Seat: 7.5 COM: 1.5 yds. Carton: 17 Cu. Ft. Ship Weight: 43 lbs	1300	1360	1425	1485	1510	1550	1600	1650
									
390-CU	<b>Metal Guest Chair, Center Unit</b> 23.5 W x 23.5 D x 32.5 H Seat: 22.5 W x 19 D Back: 22.5 W x 15.5 H Seat Height: 17.5 Arm Height from Seat: 7.5 COM: 1.5 yds. Carton: 17 Cu. Ft. Ship Weight: 36 lbs	1160	1220	1285	1345	1370	1410	1460	1510
									
390-EU	<b>Metal Guest Chair, End Unit</b> 23.5 W x 23.5 D x 32.5 H Seat: 22.5 W x 19 D Back: 22.5 W x 15.5 H Seat Height: 17.5 Arm Height from Seat: 7.5 COM: 1.5 yds. Carton: 17 Cu. Ft. Ship Weight: 36 lbs	1135	1195	1260	1320	1345	1385	1435	1485
									

Orders exceeding 3 consecutive units will be shipped with up to 3 preassembled units in per box.

Some assembly necessary to join preassembled units of 4 or more.

# SANTEE | Configurable Metal Chairs / Bariatric

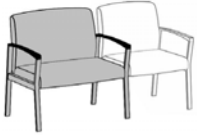
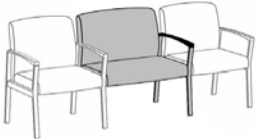

## Ordering Requirements:

- Model Number
- Frame Finish
- Arm Cap Choice
- Fabric Choice

## Wood Arm Finishes:

Mahogany, Summit Cherry, Dark Cherry, Pacific Cherry, OFS Cherry, OCI Jade, OCI Espresso, Walnut, Cognac, OCI Light Cherry, Black Lacquer, CI Cherry, OCI Café, Natural Beech, Slate Grey & Smoke Grey

Refer to page 7 for OCI Seating Freight Program.

Model	Description	FABRIC GRADES							
		1 COM	2	3 COL	4	5	6	7	8
<b>395-ST</b> 	<b>Metal Guest Chair, Starter Unit Bariatric</b> 33.4 W x 23.5 D x 32.5 H Seat: 30.5 W x 19 D Back: 30.5 W x 15.5 H Seat Height: 17.5 Arm Height from Seat: 7.5 COM: 2.5 yds. Carton: 25 Cu. Ft. Ship Weight: 51 lbs	1870	2015	2100	2205	2270	2345	2435	2540
<b>395-CU</b> 	<b>Metal Guest Chair, Center Unit Bariatric</b> 32 W x 23.5 D x 32.5 H Seat: 30.5 W x 19 D Back: 30.5 W x 15.5 H Seat Height: 17.5 Arm Height from Seat: 7.5 COM: 2.5 yds. Carton: 25 Cu. Ft. Ship Weight: 41 lbs	1730	1875	1960	2065	2130	2205	2295	2400
<b>395-EU</b> 	<b>Metal Guest Chair, End Unit Bariatric</b> 32 W x 23.5 D x 32.5 H Seat 30.5 W x 19 D Back: 30.5 W x 15.5 H Seat Height: 17.5 Arm Height from Seat: 7.5 COM: 2.5 yds. Carton: 25 Cu. Ft. Ship Weight: 41 lbs	1700	1845	1930	2035	2100	2175	2265	2370

Orders exceeding 3 consecutive units will be shipped with up to 3 preassembled units in per box.

Some assembly necessary to join preassembled units of 4 or more.

# SANTEE | Connecting and End Tables

## Product Features:

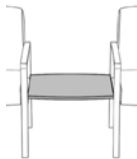
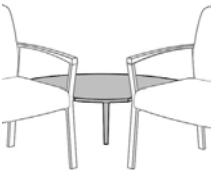

- Laminate and Veneer top material options.  
With exposed plywood edge
- Edge on veneer top will match top finish color unless specified otherwise.
- Edge on laminate tops will be exposed plywood with a clear coat finish as standard.

- All dimensions are nominal
- Veneer available in all OCI standard finishes
- Laminate available in 6 standard colors
- All tables come with brackets to mount to chair arm.
- Must specify where table is to be installed.

## Ordering Requirements:

- Model Number
- Surface Material
- Laminate or Wood Finish

Refer to page 7 for OCI Seating Freight Program.

Model	Description	Laminate (-L)	Veneer (-V)
<b>T380-IT</b> 	<b>Inner Connecting Table</b> 21 W x 20 D x 17 H. Ship Weight: 20 lbs. Carton: 1 Cu. Ft.	650	665
<b>T380-CT</b> 	<b>Corner Connecting Table</b> 28 W x 28 D x 17 H. Ship Weight: 24 lbs. Carton: 9 Cu. Ft.	1140	1200
<b>T380-ET</b> 	<b>End Connecting Table</b> 10.5 W x 20 D x 17 H. Ship Weight: 16 lbs. Carton: 9 Cu. Ft.	815	865

## Optional / Upgrades

For Custom Laminate or Custom Finish on Veneer  
Please call for Special Pricing

### Standard Laminate Finishes:

White  
Black  
Fog  
Bleached Legno  
Millennium Oak  
Weathered Ash

### OCI Seating Finishes:

Mahogany, Summit Cherry, Dark Cherry,  
Pacific Cherry, OFS Cherry, OCI Jade, OCI  
Espresso, Walnut, Cognac, OCI Light Cherry,  
Black Lacquer, CI Cherry, OCI Café, Natural  
Beech, Slate Grey & Smoke Grey

Refer to terms and conditions for general information regarding fabrics, finishes, warranty, freight, complete condition of sales and more.

Effective Date: 3/1/2024 | ociseating.com



## Product Features:

- Designed to coordinate with Santee seating line
- Laminate and veneer top material options
- Laminate and Veneer tops are .75" thick with natural exposed plywood knife edge
- Laminate available in 6 standard colors with clear coat finish exposed plywood edge
- For custom Laminate or Veneer options pre-approval is required. Please contact customer service
- Veneer available in all standard OCI finishes on Maple, please refer to our website for current veneer colors
- For veneer tops, edge will match top finish color, unless specified
- Base comes standard in Silver finish
- Black finish available for a \$125 upcharge
- All dimensions are nominal
- Starting Price \$1,250

### OCI Seating Finishes:

Mahogany, Summit Cherry, Dark Cherry, Pacific Cherry, OFS Cherry, OCI Jade, OCI Espresso, Walnut, Cognac, OCI Light Cherry, Black Lacquer, CI Cherry, OCI Café, Natural Beech, Slate Grey & Smoke Grey

### OCI Laminate Finishes:

White, Fog, Black, Bleached Legno, Millennium Oak & Weathered Ash

### Standard Metal Leg Finishes:

-S - Silver

### Optional Metal Leg Finish - \$125 List

-B - Black



Exposed Plywood 30° Bevel Edge

## Optional / Upgrades

**For Custom Laminate or Custom Finish on Veneer  
Please call for Special Pricing**

Refer to page 7 for OCI SEATING Freight Program.

# SANTEE | End & Coffee Tables | Designed by Chris Carter

**Ordering Requirements:**

- Model Number
- Top Surface (-L or -V)
- Top Finish
- Base Finish
- Options if Applicable

**Standard Metal Leg Finishes:**

-S - Silver

**Optional Metal Leg Finish - \$125 List**

-B - Black

Refer to Page 7 for OCI SEATING Freight Program.

**OCI Laminate Finishes:**



White, Fog, Black, Bleached Legno, Millennium Oak & Weatherd Ash

**Special Size Tables** can be made, starting from \$75 Net. Call OCI for more information and a price quote.

**OCI Seating Finishes:**

Mahogany, Summit Cherry, Dark Cherry, Pacific Cherry, OFS Cherry, OCI Jade, OCI Espresso, Walnut, Cognac, OCI Light Cherry, Black Lacquer, CI Cherry, OCI Café, Natural Beech, Slate Grey & Smoke Grey



	Model	Dimensions	Veneer	Laminate
<b>End Table</b>				
	TS222222	22 W x 22 D x 22 H Weight: 24 lbs.	1375	1250
<b>Coffee Table</b>				
	TS303017	30 W x 30 D x 17 H Weight: 24 lbs.	1600	1475



# MELITA | Guest and Stack Chairs



## Product Features:

---

- 18mm Chrome Stackable Tube Frame for all 4 Legged Versions
- 11mm Wire Chrome Metal Sled Base High Density Stacker
- Caster Option on Armless Frame
- 30" 4 Leg Stool Option Armless
- Standard Plastic Colors Available: Ebony, Indigo, Smoke & Cotton
- Stacks 6 on the Floor, 20 on the Cart (excludes M130 Stool)
- 300 lb. Test Rating
- UV Rated Plastic
- Lifetime Warranty
- Clean-Out Space
- Starts at \$340 List

## Standard Metal Frame Finishes:

-C - Chrome

## Optional Metal Frame Finish:

-S - Silver           \$30 List  
-B - Black            \$30 List

## Standard Plastic Colors:

P10 Ebony  
P20 Indigo  
P30 Smoke  
P40 Cotton

## Optional / Upgrades

---

-GC	Ganging Connector (Available on ME120C only)	\$20 List
-HFC	Hard Floor Casters	\$45 List
-HFSLC	Hard Floor Self Locking Caster (Casters available on ME110 only)	\$85 List
-MESC	Stacking Cart	\$380 List

Refer to page 7 for OCI SEATING Freight Program.

Refer to terms and conditions for general information regarding fabrics, finishes, warranty, freight, complete condition of sales and more.

Effective Date: 3/1/2024 | ociseating.com

# MELITA | Guest and Stack Chairs






## PLASTIC BACK AND SEAT

### Ordering Requirements:

- Model Number
- Frame Finish
- Plastic Color
- Options as Applicable



Refer to page 7 for OCI SEATING Freight Program.

Model	Description						
<b>ME100</b> 	<b>4 Leg Armless Guest Chair, Glides, Chrome Frame Plastic Back and Seat</b> 19.75 W x 21 D x 33.5 H Seat: 17.25 W x 17 D Seat Height: 18 Ship Weight: 13 lbs.	340					
<b>ME101</b> 	<b>4 Leg Loop Arm Guest Chair, Glides, Chrome Frame Plastic Back and Seat</b> 23 W x 21 D x 33.5 H Seat: 17.25 W x 17 D Seat Height: 18 Arm Height: 25.5 Ship Weight: 16 lbs.	430					
<b>ME110</b> 	<b>4 Leg Armless Guest Chair, Casters, Chrome Frame Plastic Back and Seat</b> 19.75 W x 21 D x 33.5 H Seat: 17.25 W x 17 D Seat Height: 18 Ship Weight: 14 lbs	340					
<b>ME120</b> 	<b>Sled Armless Guest Chair, Glides, Chrome Frame Plastic Back and Seat</b> 19.75 W x 21 D x 33.5 H Seat: 17.25 W x 17 D Seat Height: 18 Ship Weight: 14 lbs	315					
<b>ME130</b> 	<b>4 Leg Armless Stool, Glides, Chrome Frame Plastic Back and Seat</b> 19.75 W x 21 D x 45 H Seat: 17.25 W x 17 D Seat Height: 30 Ship Weight: 19 lbs	500					

# MELITA | Guest and Stack Chairs






## PLASTIC BACK AND UPHOLSTERED SEAT

### Ordering Requirements:

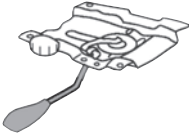
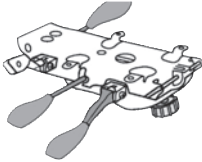
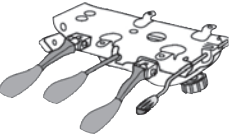
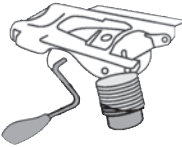
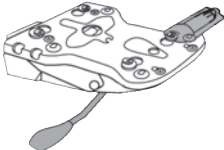
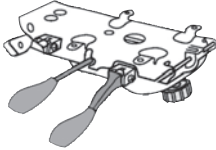
- Model Number
- Frame Finish
- Plastic Color
- Upholstery Selections
- Options as Applicable

Refer to page 7 for OCI SEATING Freight Program.



Model	Description	FABRIC GRADES							
		1 COM	2	3 COL	4	5	6	7	8
 <b>ME100-SU</b>	<b>4 Leg Armless Guest Chair, Glides, Chrome Frame Plastic Back and Upholstered Seat</b> 19.75 W x 21 D x 33.5 H Seat: 17.25 W x 17 D Seat Height: 18 COM: .75 yds. Ship Weight: 14 lbs	445	480	525	570	600	630	665	710
 <b>ME101-SU</b>	<b>4 Leg Loop Arm Guest Chair, Glides, Chrome Frame Plastic Back and Upholstered Seat</b> 23 W x 21 D x 33.5 H Seat: 17.25 W x 17 D Seat Height: 18 Arm Height: 25.5 COM: .75 yds. Ship Weight: 17 lbs	535	570	615	660	690	720	755	800
 <b>ME110-SU</b>	<b>4 Leg Armless Guest Chair, Caster, Chrome Frame Plastic Back and Upholstered Seat</b> 19.75 W x 21 D x 33.5 H Seat: 17.25 W x 17 D Seat Height: 18 COM: .75 yds. Ship Weight: 15 lbs	445	480	525	570	600	630	665	710
 <b>ME120-SU</b>	<b>Sled Armless Guest Chair, Glides, Chrome Frame Plastic Back and Upholstered Seat</b> 19.75 W x 21 D x 33.5 H Seat: 17.25 W x 17 D Seat Height: 18 COM: .75 yds. Ship Weight: 15 lbs	420	455	500	545	575	605	640	685
 <b>ME130-SU</b>	<b>4 Leg Armless Stool, Glides, Chrome Frame Plastic Back and Upholstered Seat</b> 19.75 W x 21 D x 45 H Seat: 17.25 W x 17 D Seat Height: 30 COM: .75 yds. Ship Weight: 20 lbs	605	640	685	730	760	790	825	870

# CHAIR MECHANISMS & CONTROLS

<p><b>(0) BASIC TASK - Single Paddle Mechanism</b></p>  <p>For use with task and computer work. The Basic Task has simple adjustments and works for casual meeting.</p> <p>Swivels 360°   Horizontal back rest depth   Gas cylinder seat height adjustment.</p> <p><b>\$85 List</b></p>	<p><b>(2) POSTURE TILT - 3 Paddle Mechanism</b></p>  <p>Used for executives, managers and conference rooms. Posture Tilt offers tilt back and rock or lock in upright position for tasking and has separate back lumbar adjustment.</p> <p>Swivels 360°   Seat and back tilt as unit   Gas cylinder seat height   Upright position tilt lock   Tilt tension control   Ratchet back height adjustment   Independent back adjustment</p> <p><b>\$200 List</b></p>
<p><b>(4) MULTIFUNCTION - 3 Paddle Mechanism And Front Stop</b></p>  <p>For use with a variety of task positions and extended hours of usage. The Multifunction offers the most ergonomic controls for an infinite range of movement.</p> <p>Swivels 360°   Seat and back tilt as unit   Gas cylinder seat height adjustment   Infinite seat position tilt and lock   Ratchet back height adjustment   Seat pivots to a 3° forward position   Infinite back angle tilt and lock</p> <p><b>\$315 List</b></p>	<p><b>(5) DELUXE KNEE TILT - Single Paddle Mechanism</b></p>  <p>Used for executives, managers and conference rooms. The best of traditional tilt with a full range of movement.</p> <p>Swivels 360°   Independent articulating seat   Seat and back tilt as unit   Gas cylinder seat height adjustment   Upright position tilt lock   Tilt tension control   Reduced rise of front seat edge</p> <p><b>\$200 List</b></p>
<p><b>(6) SYNCHRO - 2 Paddle Mechanism</b></p>  <p>Synchronized tilting action allows the user's feet to remain on the floor as they tilt backwards.</p> <p>Swivels 360°   5 position tilt lock   Gas cylinder seat height adjustment   Tilt tension control   Seat and back tilt in a 1:2 synchronized ratio.</p> <p><b>\$260 List</b></p>	<p><b>(7) SWIVEL TILT - Single Paddle Mechanism</b></p>  <p>Used for executives, managers and conference rooms. Swivel Tilt offers tilt back and rock or lock in upright position.</p> <p>Swivels 360°   Seat and back tilt as unit   Gas cylinder seat height adjustment   Upright position tilt lock   Tilt tension control</p> <p><b>\$145 List</b></p>

Shipping and handling charges will apply on all parts orders.

# AMI | Task Seating

## Product Features:

- Injection Molded Outer Frame
- 8-position Adjustable Arms
- Frame and Arms Made From Reinforced Glass Filled Nylon
- Swivel-Tilt and Knee-Tilt Available
- Stool Models (-SK) have Standard 8" Gas Lift & Adjustable Foot Ring
- Dual Wheel Casters for Use on Multiple Surfaces
- Upgraded Optional Fabric Seat Choices
- Mechanism functions on page 79
- 300 lb. Test Rating





## Standard Back and Mesh Options:

- BB** - Black Nylon Back/Arms with Black Mesh and Black Fabric Seat with Black Base
- BG** - Black Nylon Back/Arms with Grey Mesh and Grey Fabric Seat with Black Base
- SWG** - Soft White Nylon Back/Arms with Grey Mesh and Grey Fabric Seat with Soft White Base



Qualifies for OCI Seating KD Freight Program. Please refer to page 7 for more information. Orders of six (6) chairs or more combined in one shipment are freight free anywhere in the continuous 48 states in the U.S. Five (5) chairs or less are subject to a \$85 freight surcharge.




Model	Description	Standard Config.	FABRIC / LEATHER GRADES									
			QUICK SHIP	1	COM 2	3	COL 4	5	6	7	8	L2
 <b>AM-35</b>	 <b>Black Frame With Black Mesh Back</b> <b>Adjustable Arm</b> <b>Black Poly Base</b> <b>Swivel-Tilt</b> Seat: 19.5 W x 17.5 D Back: 18.75 W x 21 H Seat Height: 16.75 - 21.5 25.5 W x 24.75 D x 36.75 - 31.5 H COM: 1.0 yds. Ship Weight: 26 lbs.	- <b>BB</b>	525	590	640	685	725	760	800	840	905	NA
		- <b>BG</b>	525	590	640	685	725	760	800	840	905	NA
		- <b>SWG</b>	605	670	720	765	805	840	880	920	985	NA
 <b>AM-37</b>	 <b>Black Frame With Black Mesh Back</b> <b>Adjustable Arm</b> <b>Black Poly Base</b> <b>Knee-Tilt</b> Seat: 19.5 W x 17.5 D Back: 18.75 W x 21 H Seat Height: 16.75 - 21.5 25.5 W x 24.75 D x 36.75 - 31.5 H COM: 1.0 yds. Ship Weight: 26 lbs.	- <b>BB</b>	605	670	720	765	805	840	880	920	985	NA
		- <b>BG</b>	605	670	720	765	805	840	880	920	985	NA
		- <b>SWG</b>	685	750	800	845	885	920	960	1000	1065	NA

## Optional / Upgrades:

- TCB Trendi chrome base - \$145 List
- HF Casters - \$35.00 List
- SK Stool Kit - \$190.00 List
- Knee-Tilt - \$75.00 List



## -Upgraded Optional Fabric Seat Choices - \$40 List (Add to Quick Ship cost)



# SCORE | Task/Guest Seating

## Product Features:




- In Stock Black or Grey Fabric
- Basic Synchro Tilt Mechanism w/Lock in Upright Position
- Fixed or Adjustable Up/Down Arms
- Chrome Base Optional
- Stool Model (S-126-F-SK or S-126-A-SK) has Standard 8" Gas Lift & Adjustable Foot Ring
- Mechanism functions on page 79
- 300 lb. Test Rating



Qualifies for OCI Seating KD Freight Program. Please refer to page 7 for more information.

Orders of six (6) chairs or more combined in one shipment are freight free anywhere in the continuous 48 states in the U.S. Five (5) chairs or less are subject to a \$85 freight surcharge.



Model	Description	FABRIC / LEATHER GRADES									
		QUICK SHIP	1	2	3	4	5	6	7	8	L2
S-16	 <b>Cantilever Chair, Black or Grey Fabric Seat and Mesh Back Fixed Arm</b> Seat: 19 W x 18 D Back: 19 W x 19.5 H Seat Height: 18.25 36.5 OV H x 24 OV W COM: 1.0 yds. Ship Weight: 38 lbs.	575	635	685	730	770	805	845	885	950	NA
S-126-F	 <b>Black or Grey Fabric Seat and Mesh Back Fixed Arm, Standard Black Base</b> <b>Basic Synchro Tilt w/Lock in Upright Position</b> Seat: 19 W x 18 D Back: 19 W x 19.5 H Seat Height: 17 - 21 39.75 OV H x 24 OV W COM: 1.0 yds. Ship Weight: 39 lbs.	600	660	710	755	795	830	870	910	975	NA
S-126-A	 <b>Black or Grey Fabric Seat and Mesh Back Adjustable Up/Down Arm, Standard Black Base</b> <b>Basic Synchro Tilt w/Lock in Upright Position</b> Seat: 19 W x 18 D Back: 19 W x 19.5 H Seat Height: 17 - 21 39.75 OV H x 24 OV W COM: 1.0 yds. Ship Weight: 39 lbs.	615	675	725	770	810	845	885	925	990	NA

## Optional / Upgrades:

- CT Chrome Thunder Base Model - \$145 List
- SK Stool Kit - \$190 List



Refer to terms and conditions for general information regarding fabrics, finishes, warranty, freight, complete condition of sales and more.

Effective Date: 3/1/2024 | ociseating.com

# OVATION V | Task Seating

## Product Features:

- Standard Seat Slider
- 4 Way Adjustable Up/Down In/Out Arms with Sliding Pad
- Ratchet Back Height Adjustment and Adjustable Lumbar
- Optional Headrest
- Stool Models (-SK) have Standard 8" Gas Lift & Adjustable Foot Ring
- Choose from Black or Grey Mesh Back on the OV-436
- Mechanism functions on page 79
- 300 lb. Test Rating



Qualifies for OCI Seating KD Freight Program.

Please refer to page 7 for more information.

Orders of six (6) chairs or more combined in one shipment are freight free anywhere in the continuous 48 states in the U.S. Five (5) chairs or less are subject to a \$85 freight surcharge.



Model	Description		QUICK SHIP	FABRIC / LEATHER GRADES								L2
				1 COM	2	3 COL	4	5	6	7	8	
OV-436	<b>Black Fabric Seat and Mesh Back</b> <b>Adjustable Arm</b> <b>Black Poly Base</b> <b>Syncro Tilt w/Seat Slider and (3) position Back Lock</b> Seat: 20 W x 19 D Back: 21.5 W x 22 H Seat Height: 17.5 - 21.5 42.5 OV H x 25.5 OV W COM: 1.0 yds. Ship Weight: 59 lbs.		1045	1105	1155	1200	1240	1275	1315	1355	1420	NA
OV-438-M	<b>Black Mesh Seat and Back</b> <b>Adjustable Arm</b> <b>Aluminum Base</b> <b>Cable Activated Syncro Tilt w/Seat Slider and (3) position Back Lock</b> Seat: 20 W x 19 D Back: 21.5 W x 22 H Seat Height: 17.5 - 21.5 42.5 OV H x 25.5 OV W COM: 1.0 yds. Ship Weight: 59 lbs.		1175									

## Optional / Upgrades:

- CT Chrome Thunder Base Model - \$145 List
- OV-HR Optional Headrest - \$110.00 List
- HF Casters - \$35.00 List
- SK Stool Kit - \$230.00 List



# TRENDI All Mesh | Task Chairs

**Product Features:**

- Standard Frame/Mesh/Base Combinations:
- BB** - Black Poly Frame and Black Mesh Seat and Back with Black Poly Base
- Advanced Synchro Tilt Mechanism
- 5-Way Adjustable Up/Down with Sliding Pad forward/back, Left/Right, In/Out
- Seat Slider and Adjustable Lumbar
- 300 lb. Test Rating
- Mechanism functions on page 79




Qualifies for OCI Seating KD Freight Program. Please refer to page 7 for more information.

Orders of six (6) chairs or more combined in one shipment are freight free anywhere in the continuous 48 states in the U.S. Five (5) chairs or less are subject to a \$85 freight surcharge.

For non KD products please refer to page 7 for OCI SEATING Freight Program.



Model	Description	Standard Config.	FABRIC / LEATHER GRADES										
			QUICK SHIP	1	2	3	4	5	6	7	8	L2	
 <b>TR-838-All Mesh</b>	Seat: 19.5 W x 19.5 D Back: 18.5 W x 18 H Seat Height: 17.5 - 20.5 35 - 38 OV H x 25 OV W COM: .75 yds. Ship Weight: 55 lbs. (x2)	-BB	935	NA	NA	NA	NA	NA	NA	NA	NA	NA	NA

**Optional / Upgrades**

- TCB Trendi chrome base - \$145 List



# TRENDI Black Frame | Task, Guest and Nesting Chairs

## Product Features:

- Standard Back/Mesh/Frame Combinations:
- BB** - Black Poly Back/Arms with Black Mesh and Black Fabric Seat and Black Metal Frame
- BG** - Black Poly Back/Arms with Grey Mesh and Grey Fabric Seat and Black Metal Frame
- Advanced Synchro Tilt Mechanism
- 3 Way Adjustable Up/Down with Sliding Pad forward/back, Left or Right
- Seat Slider and Adjustable Lumbar
- 300 lb. Test Rating
- **Mesh color and seat fabric color must be specified if different from Standard**
- Mechanism functions on page 79



Qualifies for OCI Seating KD Freight Program. Please refer to page 7 for more information.





Orders of six (6) chairs or more combined in one shipment are freight free anywhere in the continuous 48 states in the U.S. Five (5) chairs or less are subject to a \$85 freight surcharge.

For non KD products please refer to page 7 for OCI SEATING Freight Program.

-**M** - Mesh Color, See Codes Below (Ex. M1)

-**F** - Fabric Color, See Codes Below (Ex. F3)




Model	Description	Standard Config.	FABRIC / LEATHER GRADES									
			QUICK SHIP	1 COM	2	3 COL	4	5	6	7	8	L2
 <b>TR-638</b> Seat: 19.5 W x 18.5 D Back: 18.25 W x 22.5 H Seat Height: 18.5 - 21.5 39.5 - 42.75 OV H x 26.5 OV W COM: .75 yds. Ship Weight: 42 lbs.		- <b>BB</b>	750	815	860	900	935	970	1010	1060	1110	NA
		- <b>BG</b>	750	815	860	900	935	970	1010	1060	1110	NA
 <b>TR-20</b> Seat: 19.5 W x 19.5 D Back: 18.5 W x 18 H Seat Height: 17.5 - 20.5 35 - 38 OV H x 25 OV W COM: .75 yds. Ship Weight: 55 lbs. (x2)		- <b>BB</b>	650	710	760	805	845	880	920	960	1025	NA
		- <b>BG</b>	650	710	760	805	845	880	920	960	1025	NA
 <b>TR-15</b> Seat: 18.25 W x 18.25 D Back: 18.5 W x 18 H Seat Height: 18.5 35 OV H x 23.25 OV W COM: .75 yds. Ship Weight: 70 lbs. (x3)		- <b>BB</b>	650	710	760	805	845	880	920	960	1025	NA
		- <b>BG</b>	650	710	760	805	845	880	920	960	1025	NA

## Optional / Upgrades


- TCB Trendi chrome base - \$145 List
- Poly C-Arm (PCA) - \$180 List
- Stool Kit - \$190 List



### -Upgraded Optional Fabric Seat Choices - \$40 List (Add to Quick Ship cost)



### -Upgraded Optional Mesh Back Choices - \$75 List



# TRENDI White Frame | Task, Guest and Nesting Chairs

## Product Features:

- Standard Back/Mesh/Frame Combination:
- WG**- White Poly Back/Arms with Grey Mesh and Grey Fabric Seat and Silver Metal Frame and Polished Chrome Base When Applicable
- Advanced Synchro Tilt Mechanism
- 3 Way Adjustable Up/Down with Sliding Pad forward/back, Left or Right
- Seat Slider and Adjustable Lumbar
- **Mesh color and seat fabric color must be specified if different from Standard**
- Mechanism functions on page 79







Qualifies for OCI Seating KD Freight Program. Please refer to page 7 for more information.

Orders of six (6) chairs or more combined in one shipment are freight free anywhere in the continuous 48 states in the U.S. Five (5) chairs or less are subject to a \$85 freight surcharge.

For non KD products please refer to page 7 for OCI SEATING Freight Program.

- M** - Mesh Color, See Codes Below (Ex. M1)
- F** - Fabric Color, See Codes Below (Ex. F3)




Model	Description	Standard Config.	QUICK SHIP	FABRIC / LEATHER GRADES									
				1	2	3	4	5	6	7	8	L2	
 <b>TR-638</b> Seat: 19.5 W x 18.5 D Back: 18.25 W x 22.5 H Seat Height: 18.5 - 21.5 39.5 - 42.75 OV H x 26.5 OV W COM: .75 yds. Ship Weight: 42 lbs.	 - <b>WG</b>	825	885	935	980	1020	1055	1095	1135	1180	NA		
 <b>TR-20</b> Seat: 19.5 W x 19.5 D Back: 18.5 W x 18 H Seat Height: 17.5 - 20.5 35 - 38 OV H x 25 OV W COM: .75 yds. Ship Weight: 55 lbs. (x2)	- <b>WG</b>	690	755	800	845	885	920	960	1000	1065	NA		
 <b>TR-15</b> Seat: 18.25 W x 18.25 D Back: 18.5 W x 18 H Seat Height: 18.5 35 OV H x 23.25 OV W COM: .75 yds. Ship Weight: 70 lbs. (x3)	- <b>WG</b>	715	775	825	870	910	945	985	1025	1090	NA		

## Optional / Upgrades


- Poly C-Arm (PCA) - \$180 List
- Stool Kit - \$190 List



### -Upgraded Optional Fabric Seat Choices - \$40 List (Add to Quick Ship cost)



### -Upgraded Optional Mesh Back Choices - \$75 List



# TRENDI 2.0 | Task Seating

## Product Features:

- Standard Back/Mesh/Frame Combinations:
- BB** - Black Poly Back/Arms with Black Mesh and Black Fabric Seat with Black Poly Base
- GG** - Grey Poly Back/Arms with Grey Mesh and Grey Fabric Seat with Grey Poly Base
- Upgraded Optional Fabric Seat Choices
- Upgraded Optional Mesh Back Choices
- Advanced Synchro Tilt Mechanism
- 3 Way Adjustable Up/Down with Sliding Pad forward/back, Left or Right
- Seat Slider and Side Tension Adjustment
- 300 lb. Test Rating
- Mechanism functions on page 79




Qualifies for OCI Seating KD Freight Program. Please refer to page 7 for more information.

Orders of six (6) chairs or more combined in one shipment are freight free anywhere in the continuous 48 states in the U.S. Five (5) chairs or less are subject to a \$85 freight surcharge.

For non KD products please refer to page 7 for OCI SEATING Freight Program.




Model	Description	Standard Config.	QUICK SHIP	FABRIC / LEATHER GRADES								L2	
				1 COM	2	3 COL	4	5	6	7	8		
 <b>TR-638-2.0</b>	Seat: 19.5 W x 18.5 D Back: 18.25 W x 22.5 H Seat Height: 18.5 - 21.5 39.5 - 42.75 OV H x 26.5 OV W COM: .75 yds. Ship Weight: 42 lbs.		-BB	765	830	875	915	950	985	1025	1075	1125	NA
			-GG	805	870	915	955	990	1025	1065	1115	1165	NA

## Optional / Upgrades


- HF Casters - \$35.00 List
- Poly C-Arm (PCA) - \$180 List
- TCB Trendi Chrome Base - \$145 List



### -Upgraded Optional Fabric Seat Choices - \$40 List (Add to Quick Ship cost)



### -Upgraded Optional Mesh Back Choices - \$75 List



- Chairs ship KD (1 unit per carton) with Tools Required for Assembly

# TRENDI 2.0 | Guest Seating

## Product Features:

- Standard Back/Mesh/Frame Combinations:
- BB** - Black Poly Back/Arms with Black Mesh and Black Fabric Seat and Black Metal Frame
- BG** - Black Poly Back/Arms with Grey Mesh and Grey Fabric Seat and Black Metal Frame
- WG** - White Poly Back/Arms with Grey Mesh and Grey Fabric Seat and Silver Metal Frame with chrome polished base
- GG** - Grey Poly Back/Arms with Grey Mesh and Grey Fabric Seat and Silver Metal Frame
- Order must include product model number and standard configuration code
- Upgraded Optional Fabric Seat Choices
- Upgraded Optional Mesh Back Choices
- **Metal frame finish, mesh color, and seat fabric color must be specified if Different from Standard Configuration**







Qualifies for OCI Seating KD Freight Program. Please refer to page 7 for more information.

Orders of six (6) chairs or more combined in one shipment are freight free anywhere in the continuous 48 states in the U.S. Five (5) chairs or less are subject to a \$85 freight surcharge.

For non KD products please refer to page 7 for OCI SEATING Freight Program.



- S** - Silver Metal Frame
- B** - Black Metal Frame
- M** - Mesh Color, See Codes Below (Ex. M1)
- F** - Fabric Color, See Codes Below (Ex. F3)


Model	Description	Standard Config.	QUICK SHIP	FABRIC / LEATHER GRADES									
				1	COM	2	3	COL	4	5	6	7	8
 <b>TR-10</b> <b>4-Leg with Glides</b> Seat: 18 W x 18 D Back: 18.5 W x 18 H Seat Height: 17 22.25 W x 25 D x 35 H COM: .75 Ship Weight: 30 lbs.		-BB	525	590	635	675	710	745	785	835	885	NA	
		-BG	525	590	635	675	710	745	785	835	885	NA	
		-WG	575	640	685	725	760	795	835	885	935	NA	
		-GG	575	640	685	725	760	795	835	885	935	NA	
 <b>TR-11</b> <b>4-Leg with Casters</b> Seat: 18 W x 18 D Back: 18.5 W x 18 H Seat Height: 17 22.25 W x 25 D x 35 H COM: .75 yds. Ship Weight: 30 lbs.		-BB	565	630	675	715	750	785	825	875	925	NA	
		-BG	565	630	675	715	750	785	825	875	925	NA	
		-WG	610	675	720	760	795	830	870	920	970	NA	
		-GG	610	675	720	760	795	830	870	920	970	NA	

## Optional / Upgrades


-HF Casters - \$35.00 List

**-Guest model orders that represent odd number quantities are subject to \$45 list per chair carton break fee.**

-Upgraded Optional Fabric Seat Choices - \$40 List **(Add to Quick Ship cost)**



-Upgraded Optional Mesh Back Choices - \$75 List



**- Chairs ship KD (2 units per carton) with Tools Required for Assembly**

Refer to terms and conditions for general information regarding fabrics, finishes, warranty, freight, complete condition of sales and more.

Effective Date: 3/1/2024 | ociseating.com

# TRENDI 2.0 | Management Seating

## Product Features:

- Standard Back/Mesh/Frame Combinations:
- BB** - Black Poly Back/Arms with Black Mesh and Black Fabric Seat and Black Metal Frame
- BG** - Black Poly Back/Arms with Grey Mesh and Grey Fabric Seat and Black Metal Frame
- WG** - White Poly Back/Arms with Grey Mesh and Grey Fabric Seat and Silver Metal Frame with chrome polished base
- GG** - Grey Poly Back/Arms with Grey Mesh and Grey Fabric Seat and Silver Metal Frame
- Order must include product model number and standard configuration code
- Upgraded Optional Fabric Seat Choices
- Upgraded Optional Mesh Back Choices
- Metal frame finish, mesh color, and seat fabric color must be specified if Different from Standard Configuration**







Qualifies for OCI Seating KD Freight Program. Please refer to page 7 for more information.

Orders of six (6) chairs or more combined in one shipment are freight free anywhere in the continuous 48 states in the U.S. Five (5) chairs or less are subject to a \$85 freight surcharge.

For non KD products please refer to page 7 for OCI SEATING Freight Program.




- S** - Silver Metal Frame
- B** - Black Metal Frame
- M** - Mesh Color, See Codes Below (Ex. M1)
- F** - Fabric Color, See Codes Below (Ex. F3)

Model	Description	Standard Config.	QUICK SHIP	FABRIC / LEATHER GRADES									
				1 COM	2	3 COL	4	5	6	7	8	L2	
 <b>TR-40</b>	Seat: 18.5 W x 18 Back: 18.5 W x 18 H Seat Height: 16 - 21 25.25 W x 25 D x 35 - 39.5 H COM: .75 yds. Ship Weight: 31 lbs.		<b>-BB</b>	590	655	700	740	775	810	850	900	950	NA
			<b>-BG</b>	590	655	700	740	775	810	850	900	950	NA
			<b>-WG</b>	660	725	770	810	845	880	920	970	1020	NA
			<b>-GG</b>	660	725	770	810	845	880	920	970	1020	NA
 <b>TR-40-SK</b>	Seat: 18.5 W x 18 D Back: 18.5 W x 18 H Seat Height: 21.5 - 28.75 25.25 W x 25 D x 40.5 - 47.75 H COM: .75 yds. Ship Weight: 34 lbs.		<b>-BB</b>	790	855	900	940	975	1010	1050	1100	1150	NA
			<b>-BG</b>	790	855	900	940	975	1010	1050	1100	1150	NA
			<b>-WG</b>	860	925	970	1010	1045	1080	1120	1170	1220	NA
			<b>-GG</b>	860	925	970	1010	1045	1080	1120	1170	1220	NA


## Optional / Upgrades

- HF Casters - \$35.00 List
- TCB Trendi chrome base - \$145 List

-Upgraded Optional Fabric Seat Choices - \$40 List **(Add to Quick Ship cost)**



-Upgraded Optional Mesh Back Choices - \$75 List



**- Chairs ship KD (1 unit per carton) with Tools Required for Assembly**

Refer to terms and conditions for general information regarding fabrics, finishes, warranty, freight, complete condition of sales and more.

Effective Date: 3/1/2024 | ociseating.com



# TRENDI 2.0 | Guest Stool Seating



## Product Features:

- Standard Back/Mesh/Frame Combinations:
- BB** - Black Poly Back/Arms with Black Mesh and Black Fabric Seat and Black Metal Frame
- BG** - Black Poly Back/Arms with Grey Mesh and Grey Fabric Seat and Black Metal Frame
- WG** - White Poly Back/Arms with Grey Mesh and Grey Fabric Seat and Silver Metal Frame with chrome polished base
- GG** - Grey Poly Back/Arms with Grey Mesh and Grey Fabric Seat and Silver Metal Frame
- Order must include product model number and standard configuration code
- Upgraded Optional Fabric Seat Choices
- Upgraded Optional Mesh Back Choices
- **Metal frame finish, mesh color, and seat fabric color must be specified if Different from Standard Configuration**

For non KD products please refer to page 7 for OCI SEATING Freight Program.




- S** - Silver Metal Frame
- B** - Black Metal Frame
- M** - Mesh Color, See Codes Below (Ex. M1)
- F** - Fabric Color, See Codes Below (Ex. F3)

Model	Description	Standard Config.	FABRIC / LEATHER GRADES									
			QUICK SHIP	1	COM	2	3	COL	4	5	6	7
 <b>TR-26</b> <b>4-Leg 26" Stool with Glides</b> Seat: 18 W x 18 D Back: 18.5 W x 18 H Seat Height: 26 22.25 W x 25 D x 42 H COM: .75 yds. Ship Weight: 28 lbs.	-BB	695	760	805	845	880	915	955	1005	1055	NA	
	-BG	695	760	805	845	880	915	955	1005	1055	NA	
	-WG	745	810	855	895	930	965	1005	1055	1105	NA	
	-GG	745	810	855	895	930	965	1005	1055	1105	NA	
 <b>TR-30</b> <b>4-Leg 30" Stool with Glides</b> Seat: 18.25 W x 18.25 D Back: 18.5 W x 18 H Seat Height: 30 22.25 W x 25 D x 46 H COM: .75 yds. Ship Weight: 29 lbs.	-BB	710	775	820	860	895	930	970	1020	1070	NA	
	-BG	710	775	820	860	895	930	970	1020	1070	NA	
	-WG	760	825	870	910	945	980	1020	1070	1120	NA	
	-GG	760	825	870	910	945	980	1020	1070	1120	NA	


## Optional / Upgrades

-Stool model orders that represent odd number quantities are subject to \$65 list per chair carton break fee

-Upgraded Optional Fabric Seat Choices - \$40 List (Add to Quick Ship cost)



-Upgraded Optional Mesh Back Choices - \$75 List



# BRAVO | Task Seating

## Product Features:





- In Stock Black Frame/Black Mesh – Black Frame/Grey Mesh with Matching Seats
- In Stock White Frame/Grey, Blue or Tan Mesh with Matching Seats
- Upgraded Optional Fabric Seat Choices – Black(01) Dove(02) Latte(03) Sky(04)- \$40 List
- Advanced Synchro Tilt Mechanism
- 3 Way Adjustable Up/Down with Sliding Pad forward/back, Left or Right
- Seat Slider and Adjustable Lumbar
- Mechanism functions on page 79
- 300 lb. Test Rating



Qualifies for OCI Seating KD Freight Program. Please refer to page 7 for more information.

Orders of six (6) or more combined in one shipment are freight free anywhere in the continuous 48 states in the U.S. Orders fewer than five (5) chairs are subject to a \$85 freight surcharge.



Model	Description	QUICK SHIP	FABRIC / LEATHER GRADES									L2
			1 COM	2	3 COL	4	5	6	7	8		
<b>BR-738-B-B</b> <b>BR-738-B-G</b> 	<b>Black Frame with Black Mesh Back</b> <b>Black Frame with Grey Mesh Back</b> Seat: 18.5 W x 19.5 D Back: 17.5 W x 20 H Seat Height: 17.5 - 20.5 35.5 - 38.5 OV H x 26.5 OV W COM: .75 yds. Ship Weight: 44 lbs.		700	750	810	855	895	930	970	1010	1075	NA
			775	835	885	930	970	1005	1045	1085	1150	NA
<b>BR-738-W-G</b> 	<b>White Frame with Grey Mesh Back</b> Seat: 18.5 W x 19.5 D Back: 17.5 W x 20 H Seat Height: 17.5 - 20.5 35.5 - 38.5 OV H x 26.5 OV W COM: .75 yds. Ship Weight: 44 lbs.											

## Optional / Upgrades:

- Upgraded Optional Fabric Seat Choices - \$40 List  
(Add to Quick Ship cost)
- Poly Loop Arm, Black or White (PLB), (PLW)  
- NC
- Bravo Chrome Base (CBR) - \$145 List
- Stool Kit - \$190 List



# CONNECT Full Size | Task Seating

## Product Features:

- Standard seat wrapped with 1/2" memory foam
- Ratchet back height adjustment (N/A on basic)
- Multiple arm options available
- Standard black poly base
- Mechanism functions on page 79
- 300 lb. Test Rating



Qualifies for OCI Seating KD Freight Program.

Please refer to page 7 for more information.

Orders of six (6) or more combined in one shipment are freight free anywhere in the continuous 48 states in the U.S. Orders fewer than five (5) chairs are subject to a \$85 freight surcharge.


















Chairs priced below are without Arms.

Model	Description		FABRIC / LEATHER GRADES								
			1 COM	2	3 COL	4	5	6	7	8	L2
C-220	<b>Basic Task Pneumatic Seat Height</b> Seat: 21 W x 19 D Back: 20 W x 22 H Seat Height: 18 - 22 43 OV H x 29 OV W COM: 1.75 yds. Ship Weight: 36 lbs.		595	655	720	780	815	855	905	955	NA
C-227	<b>Swivel Tilt Pneumatic Seat Height</b> Seat: 21 W x 19 D Back: 20 W x 22 H Seat Height: 18 - 22 43 OV H x 29 OV W COM: 1.75 yds. Ship Weight: 39 lbs.		660	720	785	845	880	920	970	1000	NA
C-222	<b>Posture Tilt Independent Back Adjustment</b> Seat: 21 W x 19 D Back: 20 W x 22 H Seat Height: 18 - 22 43 OV H x 29 OV W COM: 1.75 yds. Ship Weight: 40 lbs.		720	780	845	905	940	980	1030	1080	NA
C-224	<b>Multifunction Tilt Lock/Forward Seat Tilt</b> Seat: 21 W x 19 D Back: 20 W x 22 H Seat Height: 18.5 - 22.5 44 OV H x 29 OV W COM: 1.75 yds. Ship Weight: 46 lbs.		850	910	975	1035	1070	1110	1160	1210	NA



# OPTIONAL UPGRADES

ARM FUNCTION	ARM PAD	BASE	CASTERS (SET)	EXTRAS
-A \$150  Adjustable Height Adjustable Width Komfort Pad Included	-B \$0  Bullet Design	-T (included)  Black Thunder OB Casters	-SA \$25  Silver Accent	-MW \$100 1/2" Additional Memory Seat Wrap  -SS \$110 Seat Slider <i>Not Available on                      Basic Mechanism</i>
-PCA \$180  Poly C-Arm	-K \$0  Komfort Waterfall	-CT \$145  Chrome Thunder OB Casters	-OB \$25  Oversize Black	-CM \$30 Cylinder Minus Decrease 2" Height -BB \$35 Ballistic Nylon <i>Outer Back Only</i>
-AO \$180  Adjustable Height Angled Design Brushed Accent Bullet Pad Included		-BA \$145  Brushed Aluminum OB Casters	-OC \$125  Oversize Chrome	-SF \$60 1" Seat Foam Add
-AI \$180  Adjustable Height Adjustable Width Bullet Pad Included			-HF \$35  Hard Floor	
			-GL \$35  Bell Glides	

# CONNECT Highback | Task Seating

## Product Features:

- Standard seat wrapped with 1/2" memory foam
- Ratchet back height adjustment (N/A on basic)
- Multiple arm options available
- Standard black poly base
- Mechanism functions on page 79
- 300 lb. Test Rating



Qualifies for OCI Seating KD Freight Program.

Please refer to page 7 for more information.

















Orders of six (6) or more combined in one shipment are freight free anywhere in the continuous 48 states in the U.S. Orders fewer than five (5) chairs are subject to a \$85 freight surcharge.



Chairs priced below are without Arms.

Model	Description	1	FABRIC / LEATHER GRADES								L2
			COM	2	3 COL	4	5	6	7	8	
C-237	<b>Swivel Tilt Pneumatic Seat Height</b> Seat: 22 W x 20 D Back: 20 W x 26 H Seat Height: 18 - 22 48 OV H x 29 OV W COM: 2 yds. Ship Weight: 42 lbs.		745	820	930	1040	1145	1240	1305	1420	NA
C-234	<b>Multifunction Tilt Lock/Forward Seat Tilt</b> Seat: 22 W x 20 D Back: 20 W x 26 H Seat Height: 18.5 - 22.5 48.5 OV H x 29 OV W COM: 2 yds. Ship Weight: 49 lbs.		885	960	1070	1180	1285	1380	1445	1540	NA

# OPTIONAL UPGRADES

ARM FUNCTION	ARM PAD	BASE	CASTERS (SET)	EXTRAS
-A \$150  Adjustable Height Adjustable Width Komfort Pad Included	-B \$0  Bullet Design	-T (included)  Black Thunder OB Casters	-SA \$25  Silver Accent	-MW \$100 1/2" Additional Memory Seat Wrap  -SS \$110 Seat Slider <i>Not Available on                      Basic Mechanism</i> 
-PCA \$180  Poly C-Arm	-K \$0  Komfort Waterfall	-CT \$145  Chrome Thunder OB Casters	-OB \$25  Oversize Black	-CM \$30 Cylinder Minus Decrease 2" Height  -BB \$35 Ballistic Nylon Outer Back Only  -SF \$60 1" Seat Foam Add
-AO \$180  Adjustable Height Angled Design Brushed Accent Bullet Pad Included	-W \$40  Waterfall Diamond Design	-BA \$145  Brushed Aluminum OB Casters	-OC \$125  Oversize Chrome	
-AI \$180  Adjustable Height Adjustable Width Bullet Pad Included			-HF \$35  Hard Floor	
			-GL \$35  Bell Glides	

# CONNECT Multi-Shift | Task Seating

## Product Features:

- Standard seat wrapped with 1/2" memory foam
- Ratchet back height adjustment
- Multiple arm options available
- Heavy duty black spyder base
- Multifunction Mechanism
- Mechanism functions on page 79
- 300 lb. Test Rating



Qualifies for OCI Seating KD Freight Program.

Please refer to page 7 for more information.





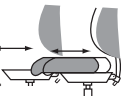











Orders of six (6) or more combined in one shipment are freight free anywhere in the continuous 48 states in the U.S. Orders fewer than five (5) chairs are subject to a \$85 freight surcharge.



Chairs priced below are without Arms.

Model	Description		FABRIC / LEATHER GRADES								L2
			1 COM	2	3 COL	4	5	6	7	8	
C-224-MS	<b>Full Size</b> <b>Tilt Lock/Forward Seat Tilt</b> Seat: 21 W x 19 D Back: 20 W x 22 H Seat Height: 18.5 - 22.5 44 OV H x 29 OV W COM: 1.75 yds. Ship Weight: 50 lbs.		1060	1135	1240	1315	1415	1515	1560	1660	NA
C-234-MS	<b>Highback</b> <b>Tilt Lock/Forward Seat Tilt</b> Seat: 22 W x 20 D Back: 20 W x 26 H Seat Height: 18.5 - 22.5 48 OV H x 29 OV W COM: 2 yds. Ship Weight: 53 lbs.		1135	1210	1315	1390	1490	1590	1635	1735	NA

# OPTIONAL UPGRADES

ARM FUNCTION	ARM PAD	BASE	CASTERS (SET)	EXTRAS
-A \$150  Adjustable Height Adjustable Width Komfort Pad Included	-B \$0  Bullet Design	-T (included)  Black Thunder OB Casters	-SA \$25  Silver Accent	-MW \$100 1/2" Additional Memory Seat Wrap  -SS \$110 Seat Slider <i>Not Available on                      Basic Mechanism</i>
-PCA \$180  Poly C-Arm	-K \$0  Komfort Waterfall	-CT \$145  Chrome Thunder OB Casters	-OB \$25  Oversize Black	-CM \$30 Cylinder Minus Decrease 2" Height -BB \$35 Ballistic Nylon <i>Outer Back Only</i>
-AO \$180  Adjustable Height Angled Design Brushed Accent Bullet Pad Included	-W \$40  Waterfall Diamond Design	-BA \$145  Brushed Aluminum OB Casters	-OC \$125  Oversize Chrome	-SF \$60 1" Seat Foam Add
-AI \$180  Adjustable Height Adjustable Width Bullet Pad Included			-HF \$35  Hard Floor	
			-GL \$35  Bell Glides	

# CONNECT Stools | Task Seating

**Product Features:**

- Standard seat wrapped with 1/2" memory foam
- Ratchet back height adjustment
- Multiple arm options available
- Standard black poly base
- 8" cylinder standard
- Optional 10" cylinder (SCP) for 25" - 35.5" seat height
- Mechanism functions on page 79
- 300 lb. Test Rating





Qualifies for OCI Seating KD Freight Program.

Please refer to page 7 for more information.
















Orders of six (6) or more combined in one shipment are freight free anywhere in the continuous 48 states in the U.S. Orders fewer than five (5) chairs are subject to a \$85 freight surcharge.



Chairs priced below are without Arms.

Model	Description	FABRIC / LEATHER GRADES									
		1 COM	2	3 COL	4	5	6	7	8	L2	
 <b>C-220-SK</b>	<b>Basic Pneumatic Seat Height</b> Seat: 21 W x 19 D Back: 20 W x 22 H Seat Height: 24 - 32 Variable OV H x 29 OV W COM: 1.5 yds. Ship Weight: 42 lbs.		795	855	920	980	1015	1055	1105	1155	NA

# OPTIONAL UPGRADES

ARM FUNCTION	ARM PAD	BASE	CASTERS (SET)	EXTRAS
<p>-A \$150</p>  <p>Adjustable Height Adjustable Width Komfort Pad Included</p>	<p>-B \$0</p>  <p>Bullet Design</p>	<p>-T (included)</p>  <p>Black Thunder OB Casters</p>	<p>-SA \$25</p>  <p>Silver Accent</p>	<p>-MW \$100 1/2" Additional Memory Seat Wrap</p> <p>-BB \$35 Ballistic Nylon <i>Outer Back Only</i></p>
<p>-PCA \$180</p>  <p>Poly C-Arm</p>	<p>-K \$0</p>  <p>Komfort Waterfall</p>	<p>-CT \$145</p>  <p>Chrome Thunder OB Casters</p>	<p>-OB \$25</p>  <p>Oversize Black</p>	<p>-SF \$60 1" Seat Foam Add</p>
<p>-AO \$180</p>  <p>Adjustable Height Angled Design Brushed Accent Bullet Pad Included</p>	<p>-W \$40</p>  <p>Waterfall Diamond Design</p>	<p>-BA \$145</p>  <p>Brushed Aluminum OB Casters</p>	<p>-OC \$125</p>  <p>Oversize Chrome</p>	
<p>-AI \$180</p>  <p>Adjustable Height Adjustable Width Bullet Pad Included</p>			<p>-HF \$35</p>  <p>Hard Floor</p>	
			<p>-GL \$35</p>  <p>Bell Glides</p>	







# CONNECT Guest Seating | Black or Silver Frame

**Product Features:**

- Black frame with black arms standard
- Silver frame optional - add SLV after model - for example: C-14-SLV (no charge)
- Stacks 4 high
- 300 lb. Test Rating



Refer to page 7 for OCI SEATING Freight Program.

Model	Description	FABRIC / LEATHER GRADES								L2
		1 COM	2	3 COL	4	5	6	7	8	
<b>C-14-NA</b> 	<b>Armless Leg Chair</b> Seat: 20 W x 19 D Back: 19 W x 16 H Seat Height: 18.5 33.25 OV H x 22 OV W COM: 1.5 yds. Ship Weight: 26 lbs.	545	605	670	730	765	805	855	905	NA
<b>C-14-NA-C</b> 	<b>Armless Leg Chair with Casters</b> Seat: 20 W x 19 D Back: 19 W x 16 H Seat Height: 18.5 33.25 OV H x 22 OV W COM: 1.5 yds. Ship Weight: 26 lbs.	580	640	705	765	800	840	890	940	NA
<b>C-14</b> 	<b>4 Leg Guest</b> Seat: 20 W x 19 D Back: 19 W x 16 H Seat Height: 18.5 33.25 OV H x 25 OV W COM: 1.5 yds. Ship Weight: 26 lbs.	600	660	725	785	820	860	910	960	NA
<b>C-14-C</b> 	<b>4 Leg Guest with Casters</b> Seat: 20 W x 19 D Back: 19 W x 16 H Seat Height: 18.5 33.25 OV H x 25 OV W COM: 1.5 yds. Ship Weight: 26 lbs.	630	690	755	815	850	890	940	990	NA
<b>C-14-NA Stool</b> 	<b>No Arms</b> Seat: 20 W x 19 D Back: 19 W x 16 H Seat Height: 27.5 42.75 OV H x 22 OV W COM: 1.5 yds. Ship Weight: 26 lbs.	760	820	885	945	980	1020	1070	1120	NA
<b>C-14 Stool</b> 	<b>Stool</b> Seat: 20 W x 19 D Back: 19 W x 16 H Seat Height: 27.5 42.75 OV H x 22 OV W COM: 1.5 yds. Ship Weight: 26 lbs.	765	825	890	950	985	1025	1075	1125	NA

Refer to terms and conditions for general information regarding fabrics, finishes, warranty, freight, complete condition of sales and more.

Effective Date: 3/1/2024 | ociseating.com



# CONNECT | Bariatric Seating

**Product Features:**

- Black frame with black arms standard
- Silver frame optional - add SLV after model - for example: C-14-SLV (no charge)
- Stacks 4 high
- 500 lb. Test Rating



Qualifies for OCI Seating KD Freight Program. Please refer to page 7 for more information. Orders of six (6) or more combined in one shipment are freight free anywhere in the continuous 48 states in the U.S. Orders fewer than five (5) chairs are subject to a \$85 freight surcharge.



Refer to page 7 for OCI SEATING Freight Program.

Model	Description	FABRIC / LEATHER GRADES								
		1 COM	2	3 COL	4	5	6	7	8	L2
C-14-500	<b>4 Leg Guest Rated to 500 lbs.</b> Seat: 25 W x 18.5 D Back: 24 W x 16.5 H Seat Height: 19 Fixed 33.25 OV H x 30 OV W COM: 1.5 yds. Ship Weight: 30 lbs.	1165	1275	1355	1440	1540	1620	1715	1815	NA

**Optional / Upgrades:**

- CRT Cart, Stacks 6 high - \$300 List
- SG Ganging Bracket - \$25 per set of 2

# IMAGE Midback Swivel Tilt | Task/Conference Seating

**Product Features:**

- Standard seat with high density foam
- Multiple arm options available
- 4 base styles to choose from
- Mechanism functions on page 79
- 300 lb. Test Rating



Qualifies for OCI Seating KD Freight Program.

















Please refer to page 7 for more information.

Orders of six (6) or more combined in one shipment are freight free anywhere in the continuous 48 states in the U.S. Orders fewer than five (5) chairs are subject to a \$85 freight surcharge.



Model	Description	Kd	FABRIC / LEATHER GRADES								
			1 COM	2	3 COL	4	5	6	7	8	L2
I-27-T-OB	<b>Armless</b> Seat: 19 W x 19 D Back: 19 W x 23 H Seat Height: 17 - 20 41 OV H x 27 OV W COM: 1.75 yds. Ship Weight: 38 lbs.		715	790	895	970	1070	1150	1215	1315	1465
I-27-AI-B-T-OB	<b>Adjustable Height and Width Arms</b> Seat: 19 W x 19 D Back: 19 W x 23 H Seat Height: 17 - 20 41 OV H x 27 OV W COM: 1.75 yds. Ship Weight: 45 lbs.		905	980	1085	1160	1260	1340	1405	1505	1655
I-27-PCA-T-OB	<b>Poly C Arm</b> Seat: 19 W x 19 1/4 D Back: 19 W x 23 H Seat Height: 17 - 20 41 OV H x 27 OV W COM: 1.75 yds. Ship Weight: 45 lbs.		885	960	1065	1140	1240	1320	1385	1485	1635

# OPTIONAL UPGRADES

ARM FUNCTION	ARM PAD	BASE	CASTERS (SET)	EXTRAS
-A \$150  Adjustable Height Adjustable Width Komfort Pad Included	-B \$0  Bullet Design	-T (included)  Black Thunder OB Casters	-SA \$25  Silver Accent	-MW \$100 1/2" Additional Memory Seat Wrap  -SS \$110 Seat Slider <i>Not Available on                      Basic Mechanism</i>
-PCA \$180  Poly C-Arm	-K \$0  Komfort Waterfall	-CT \$145  Chrome Thunder OB Casters	-OB (included)  Oversize Black	-CM \$30 Cylinder Minus Decrease 2" Height -BB \$35 Ballistic Nylon <i>Outer Back Only</i>
-AO \$180  Adjustable Height Angled Design Brushed Accent Bullet Pad Included	-W \$40  Waterfall Diamond Design	-BA \$145  Brushed Aluminum OB Casters	-OC \$125  Oversize Chrome	-SF \$60 1" Seat Foam Add
-AI \$180  Adjustable Height Adjustable Width Bullet Pad Included			-HF \$35  Hard Floor	
			-GL \$35  Bell Glides	

## MECHANISMS

-ST \$165



Synchro Tilting  
Seat / Back

# IMAGE Highback Swivel Tilt | Task/Conference Seating

**Product Features:**

- Standard seat with high density foam
- Multiple arm options available
- 4 base styles to choose from
- Mechanism functions on page 79
- 300 lb. Test Rating



Qualifies for OCI Seating KD Freight Program.

















Please refer to page 7 for more information.

Orders of six (6) or more combined in one shipment are freight free anywhere in the continuous 48 states in the U.S. Orders fewer than five (5) chairs are subject to a \$85 freight surcharge.



Model	Description		FABRIC / LEATHER GRADES								
			1 COM	2	3 COL	4	5	6	7	8	L2
I-37-T-OB	<b>Armless</b> Seat: 19 W x 19 D Back: 19 W x 26 H Seat Height: 17 - 20 44 OV H x 27 OV W COM: 2 yds. Ship Weight: 42 lbs.		795	905	985	1070	1170	1245	1345	1445	1645
I-37-AI-B-T-OB	<b>Adjustable Height and Width Arms</b> Seat: 19 W x 19 D Back: 19 W x 26 H Seat Height: 17 - 20 44 OV H x 27 OV W COM: 2 yds. Ship Weight: 49 lbs.		985	1095	1175	1260	1360	1435	1535	1635	1835
I-37-PCA-T-OB	<b>Poly C Arm</b> Seat: 19 W x 19 1/4 D Back: 19 W x 26 H Seat Height: 17 - 20 44 OV H x 27 OV W COM: 2 yds. Ship Weight: 49 lbs.		965	1075	1155	1260	1345	1415	1515	1615	1815

# OPTIONAL UPGRADES

ARM FUNCTION	ARM PAD	BASE	CASTERS (SET)	EXTRAS
-A \$150  Adjustable Height Adjustable Width Komfort Pad Included	-B \$0  Bullet Design	-T (included)  Black Thunder OB Casters	-SA \$25  Silver Accent	-MW \$100 1/2" Additional Memory Seat Wrap  -SS \$110 Seat Slider <i>Not Available on                      Basic Mechanism</i>
-PCA \$180  Poly C-Arm	-K \$0  Komfort Waterfall	-CT \$145  Chrome Thunder OB Casters	-OB (included)  Oversize Black	-CM \$30 Cylinder Minus Decrease 2" Height -BB \$35 Ballistic Nylon <i>Outer Back Only</i>
-AO \$180  Adjustable Height Angled Design Brushed Accent Bullet Pad Included	-W \$40  Waterfall Diamond Design	-BA \$145  Brushed Aluminum OB Casters	-OC \$125  Oversize Chrome	-SF \$60 1" Seat Foam Add
-AI \$180  Adjustable Height Adjustable Width Bullet Pad Included			-HF \$35  Hard Floor	
			-GL \$35  Bell Glides	

## MECHANISMS

-ST \$165



Synchro Tilting  
Seat / Back

# IMAGE Guest Seating | Black or Silver Frame

**Product Features:**

- Black frame with black arms standard
- Silver frame optional - add SLV after model - for example: C-14-SLV (no charge)
- Stacks 4 high
- 300 lb. Test Rating



Refer to page 7 for OCI SEATING Freight Program.

Model	Description	FABRIC / LEATHER GRADES								
		1 COM	2	3 COL	4	5	6	7	8	L2
I-18-NA	<b>Armless</b> <b>Stackable 4 High</b> Seat: 19 W x 17 D Back: 19 W x 17 H Seat Height: 18 Fixed 34.5 OV H x 22 OV W COM: 1.5 yds. Ship Weight: 33 lbs.	730	790	855	915	950	990	1050	1090	NA
I-18	<b>Black Poly Arm Standard</b> <b>Stackable 4 High</b> Seat: 19 W x 17 D Back: 19 W x 17 H Seat Height: 18 Fixed 34.5 OV H x 25 OV W COM: 2 yds. Ship Weight: 35 lbs.	770	830	895	955	990	1030	1090	1130	NA






# ANYWHERE FABRIC | Guest Seating

**Product Features:**

- Fabric Seat / Back
- Black or Silver Frame
- Black or Silver Arms
- Wall Saver Legs
- With or Without Arms or Casters
- Stacks 5 High
- 300 lb. Test Rating



Refer to page 7 for OCI SEATING Freight Program.

Model	Description	FABRIC / LEATHER GRADES								
		1 COM	2	3 COL	4	5	6	7	8	L2
 <b>A-14-NA</b> <b>Armless Four Leg Guest</b> Seat: 22 W x 18.25 D Back: 18.25 W x 16.75 H Seat Height: 19 33.25 OV H x 22 OV W COM: 1.25 yds. Ship Weight: 22 lbs.	565	615	680	720	750	800	835	905	NA	
 <b>A-14-NA-C</b> <b>Armless Four Leg Guest with Casters</b> Seat: 22 W x 18.25 D Back: 18.25 W x 16.75 H Seat Height: 19 33.25 OV H x 22 OV W COM: 1.25 yds. Ship Weight: 23 lbs.	595	645	710	750	780	830	865	935	NA	
 <b>A-14</b> <b>Four Leg Guest</b> Seat: 22 W x 18.25 D Back: 18.25 W x 16.75 H Seat Height: 19 33.25 OV H x 25 OV W COM: 1.25 yds. Ship Weight: 23 lbs.	615	665	730	770	800	850	885	955	NA	
 <b>A-14-C</b> <b>Four Leg Guest with Casters</b> Seat: 22 W x 18.25 D Back: 18.25 W x 16.75 H Seat Height: 19 33.25 OV H x 25 OV W COM: 1.25 yds. Ship Weight: 24 lbs.	645	695	760	800	830	880	915	985	NA	
 <b>A-14-500</b> <b>Bariatric Guest</b> Seat: 28.5 W x 19 D Back: 28.5 W x 16.75 H Seat Height: 19.75 34.25 OV H x 34 OV W COM: 2 yds. Ship Weight: 42 lbs.	1210	1320	1400	1485	1585	1660	1760	1860	NA	





# ANYWHERE Poly Back | Guest Seating

**Product Features:**

- Black Poly Back Standard / Fabric Seat
- Black or Silver Frame
- Black or Silver Arms
- Wall Saver Legs
- With or Without Arms or Casters
- Stacks 6 High
- 300 lb. Test Rating



Refer to page 7 for OCI SEATING Freight Program.

Model	Description	FABRIC / LEATHER GRADES								
		1 COM	2	3 COL	4	5	6	7	8	L2
<b>A-14-NA-PB</b>	<b>Armless Four Leg Guest</b> Seat: 20 W x 19.5 D Back: 18.25 W x 17 H Seat Height: 19 33.25 OV H x 25 OV W COM: .75 yds. Ship Weight: 21 lbs.	545	595	640	680	715	755	795	860	NA
										
<b>A-14-NA-PB-C</b>	<b>Armless Four Leg Guest with Casters</b> Seat: 20 W x 19.5 D Back: 18.25 W x 17 H Seat Height: 19 33.25 OV H x 25 OV W COM: .75 yds. Ship Weight: 22 lbs.	580	630	675	715	750	790	830	895	NA
										
<b>A-14-PB</b>	<b>Four Leg Guest</b> Seat: 20 W x 19.5 D Back: 18.25 W x 17 H Seat Height: 19 33.25 OV H x 25 OV W COM: .75 yds. Ship Weight: 22 lbs.	600	650	695	735	770	810	850	915	NA
										
<b>A-14-PB-C</b>	<b>Four Leg Guest with Casters</b> Seat: 20 W x 19.5 D Back: 18.25 W x 17 H Seat Height: 19 33.25 OV H x 25 OV W COM: .75 yds. Ship Weight: 23 lbs.	630	680	725	765	800	840	880	945	NA
										



# G2 | Guest Seating | Designed by Francisco Romero



## Product Features:

- Fully Upholstered Guest, Bariatric, 26" and 30" Café Stool Models
- Available with Arms or Armless
- Round Tubular Steel Frame
- Guest chair offered in two standard frame finish options:  
Metallic Silver and Black
- Bariatric model offered in Metallic Silver and Black
- Silver and Black Arm Finishes
- Available with Glides or Casters
- Wall-Saver Leg Design
- Stacks up to 5-high on Dolly or 4-high From the Floor
- 300 lb. Weight Capacity
- Bariatric model 500 lb. Weight Capacity
- Accompanying Counter and Bar Height Stools also Available
- Starting COM List Price = \$585

## Optional / Upgrades

-G2SC	Stacking Cart	\$450 List
-FO	1" Additional Foam	\$65 List
-GC	Ganging Connector	\$45 List
-HFC	Hard Floor Casters	\$30 List
-VCT	VCT Tile Glides	\$30 List
-MB	Moisture Barrier	\$65 List

- When combining different grade fabric, use the higher grade.
- When combining fabric of the same grade, Two Tone \$75 List.

Refer to page 7 for OCI SEATING Freight Program.





# G2 | Guest Seating

## Ordering Requirements:

- Model Number
- Upholstery Selections



Refer to page 7 for OCI SEATING Freight Program.

Model	Description	FABRIC GRADES							
		1 COM	2	3 COL	4	5	6	7	8
<b>2610</b> 	<b>Guest Chair, Glide, Armless</b> <b>Fully Upholstered</b> 21 W x 23.5 D x 31 H Seat: 18.5 W x 18.5 D Back: 17.25 W x 13.5 H Seat Height: 17.75 COM: 1.25 yds. Ship Weight: 20 lbs	585	635	700	740	770	820	855	925
<b>2615</b> 	<b>Guest Chair, Glide, Arm</b> <b>Fully Upholstered</b> 23.5 W x 23.5 D x 31 H Seat: 18.5 W x 18.5 D Back: 17.25 W x 13.5 H Seat Height: 17.75 Arm Height from Seat: 26 COM: 1.25 yds. Ship Weight: 22 lbs	635	685	750	790	820	870	905	975
<b>2620</b> 	<b>Guest Chair, Caster, Armless</b> <b>Fully Upholstered</b> 21 W x 23.5 D x 31 H Seat: 18.5 W x 18.5 D Back: 17.25 W x 13.5 H Seat Height: 17.75 COM: 1.25 yds. Ship Weight: 20 lbs	615	665	730	770	800	850	885	955
<b>2625</b> 	<b>Guest Chair, Caster, Arm</b> <b>Fully Upholstered</b> 23.5 W x 23.5 D x 31 H Seat: 18.5 W x 18.5 D Back: 17.25 W x 13.5 H Seat Height: 17.75 Arm Height from Seat: 26 COM: 1.25 yds. Ship Weight: 22 lbs	670	720	785	825	855	905	940	1010

# G2 | Guest Seating

## Ordering Requirements:

- Model Number
- Upholstery Selections



Refer to page 7 for OCI SEATING Freight Program.

Model	Description	FABRIC GRADES							
		1 COM	2	3 COL	4	5	6	7	8
2630	<b>Stool Chair 30", Glide, Armless</b> <b>Fully Upholstered</b> 21.5 W x 24.5 D x 41 H Seat: 18.5 W x 18.5 D Back: 17.25 W x 13.5 H Seat Height: 30 COM: 1.25 yds. Ship Weight: 26 lbs	760	810	875	915	945	995	1030	1100
2635	<b>Stool Chair 30", Glide, Arm</b> <b>Fully Upholstered</b> 23.5 W x 24.5 D x 41 H Seat: 18.5 W x 18.5 D Back: 17.25 W x 13.5 H Seat Height: 26 Arm Height from Seat: 26 COM: 1.25 yds. Ship Weight: 28 lbs	815	865	930	970	1000	1050	1085	1155
2640	<b>Stool Chair 26", Glide, Armless</b> <b>Fully Upholstered</b> 21.5 W x 24.5 D x 37 H Seat: 18.5 W x 18.5 D Back: 17.25 W x 13.5 H Seat Height: 26 COM: 1.25 yds. Ship Weight: 25 lbs	760	810	875	915	945	995	1030	1100
2645	<b>Stool Chair 26", Glide, Arm</b> <b>Fully Upholstered</b> 23.5 W x 24.5 D x 37 H Seat: 18.5 W x 18.5 D Back: 17.25 W x 13.5 H Seat Height: 18.5 Arm Height from Seat: 26 COM: 1.25 yds. Ship Weight: 27 lbs	815	865	930	970	1000	1050	1085	1155
2655	<b>Bariatric Chair, Glide, Arm</b> <b>Fully Upholstered</b> 34.5 W x 24.5 D x 32 H Seat: 30 W x 19 D Back: 29 W x 14.5 H Seat Height: 18 Arm Height from Seat: 26 COM: 2.5 yds. Ship Weight: 50 lbs	1210	1345	1425	1525	1590	1650	1735	1835

Refer to terms and conditions for general information regarding fabrics, finishes, warranty, freight, complete condition of sales and more.

Effective Date: 3/1/2024 | ociseating.com

# FINESSE Midback Knee Tilt | Conference Seating

**Product Features:**

- Deluxe knee tilt control
- Multiple arm options available
- High density foam creates comfort and support all day
- Mechanism functions on page 79
- 300 lb. Test Rating



Refer to page 7 for OCI SEATING Freight Program.

Model	Description	FABRIC / LEATHER GRADES								
		1 COM	2	3 COL	4	5	6	7	8	L2
F-35	<b>Black Metal Arm with PVC Pads</b> Seat: 20.5 W x 18 D Back: 20.5 W x 20.5 H Seat Height: 17.5 - 21.5 41.5 OV H x 25 OV W COM: 2.5 yds. Ship Weight: 55 lbs.	1085	1220	1300	1400	1465	1525	1610	1710	1985
F-25	<b>Cantilever Base Guest Chair</b> Seat: 20.5 W x 18 D Back: 20.5 W x 22 H Seat Height: 18 38 OV H x 25 OV W COM: 2.5 yds. Ship Weight: 55 lbs.	1030	1165	1245	1345	1410	1470	1555	1655	1930

**Optional / Upgrades**

-Chrome Thunder Base / OB Casters (CT) - \$145 List



-Brushed Aluminum Base / OB Casters (BA) - \$145 List



# FINESSE Highback Knee Tilt | Conference Seating

## Product Features:

- Deluxe knee tilt control
- Multiple arm options available
- High density foam creates comfort and support all day
- Mechanism functions on page 79
- 300 lb. Test Rating



Refer to page 7 for OCI SEATING Freight Program.

Model	Description	FABRIC / LEATHER GRADES								
		1 COM	2	3 COL	4	5	6	7	8	L2
F-45	<b>Black Metal Arm with PVC Pads</b> Seat: 20.5 W x 18 D Back: 20.5 W x 27 H Seat Height: 17.5 - 21.5 47 OV H x 25 OV W COM:3 yds. Ship Weight: 60 lbs.	1185	1345	1405	1505	1580	1650	1725	1835	2285
F-25	<b>Cantilever Base Guest Chair</b> Seat: 20.5 W x 18 D Back: 20.5 W x 22 H Seat Height: 18 38 OV H x 25 OV W COM: 2.5 yds. Ship Weight: 55 lbs.	1030	1165	1245	1345	1410	1470	1555	1655	1930

## Optional / Upgrades

-Chrome Thunder Base / OB Casters (CT) - \$145 List



-Brushed Aluminum Base / OB Casters (BA) - \$145 List



# FORUM | Exec & Conference Seating | Designed by David Dahl



## Product Features:

- Signature Arm Available with Black Urethane Arm Cap
- Two Arm Finish Options: Chrome, Black
- Synchro-Tilt Mechanism
- Fixed Back Height
- Standard Dual Wheel Casters
- Mechanism functions on page 79
- 300 lb. Test Rating

## Standard Configuration Options:

- BB** - Black Satin Arm with Black Poly Base
- BP** - Black Satin Arm with Polished Aluminum Base
- CP** - Chrome Arm with Polished Aluminum Base



Model	Description	Standard Config.	FABRIC / LEATHER GRADES									
			1 COM	2	3 COL	4	5	6	7	8	L2	
	<b>Midback, Synchro-Tilt Urethane Arm Cap</b> Seat: 19.5 W x 19 D Arm Height: 25.5-29.5 Seat Height: 17 - 21 25 W x 25.5 D x 37-41 H COM: 2.0 yds. Ship Weight: 51 lbs.	-BB	1150	1260	1330	1420	1480	1535	1610	1700	2035	
		-BP	1175	1285	1355	1445	1505	1560	1635	1725	2060	
		-CP	1175	1285	1355	1445	1505	1560	1635	1725	2060	
	<b>Highback, Synchro-Tilt Urethane Arm Cap</b> Seat: 19.5 W x 19 D Arm Height: 25.5-29.5 Seat Height: 17 - 21 25 W x 25.5 D x 42-46 H COM: 2.25 yds. Ship Weight: 55 lbs.	-BB	1195	1330	1410	1510	1575	1635	1720	1820	2195	
		-BP	1220	1355	1435	1535	1600	1660	1745	1845	2220	
		-CP	1220	1355	1435	1535	1600	1660	1745	1845	2220	

## Optional / Upgrades:

- HF Casters - \$35.00 List
- SF 1" Additional Seat Foam - \$100 List

# Evolve | Executive & Conference Seating

## Product Features:

- In-stock 48 hour Quick Ship
- Chrome frame with black, white or grey synthetic leather cover
- Chrome arms with removable arm covers
- Chrome 5-leg base standard
- Pneumatic knee-tilt mechanism with lock in upright position only
- Mechanism functions on page 79
- Ships KD with assembly required



Qualifies for OCI Seating KD Freight Program. Please refer to page 7 for more information.




















Orders fewer than five (5) chairs are subject to a \$85 freight surcharge. Orders of six (6) or more combined in one shipment are freight free anywhere in the continuous 48 states in the U.S.

For non KD products please refer to page 7 for OCI SEATING Freight Program.



Model	Description		QUICK SHIP
EV-45	<b>Highback</b> <b>Knee Tilt</b> Seat: 19 W x 17.5 D Back: 18.5 W x 26 H Seat Height: 18 - 21.5 43 - 46 OV H x 22 OV W COM: NA. Ship Weight: 50 lbs.		895
EV-35	<b>Midback</b> <b>Knee Tilt</b> Seat: 19 W x 17.5 D Back: 18.5 W x 19 H Seat Height: 18 - 21.5 36 - 39 OV H x 22 OV W COM: NA. Ship Weight: 48 lbs.		870
EV-25	<b>Guest Chair</b> <b>Cantilever Base</b> Seat: 19 W x 17.5 D Back: 18.5 W x 19 H Seat Height: 18.5 36 OV H x 22 OV W COM: NA. Ship Weight: 40 lbs.		790

# REPLACEMENT PARTS

ARMS (PAIR)	ARM PADS (PAIR)	BASE	CASTERS (EACH)	UPGRADES
-A \$175  Adjustable Height Adjustable Width Comfort Pad Included	-B \$50  Bullet Design	-S \$100  Black Spyder SB Casters	-SB \$20  Standard Black	-SS \$125  Seat Slider Not Available on Basic Mechanism
-PCA \$180  Poly C-Arm	-K \$50  Komfort Waterfall	-T \$100  Black Thunder OB Casters	-SA \$20  Silver Accent	-RC \$75 Replacement Pneumatic Cylinder (Task)
-AO \$195  Adjustable Height Angled Design Brushed Accent Bullet Pad Included	-W \$50  Waterfall Diamond Design	-CT \$200  Chrome Thunder OB Casters	-OB \$25  Oversize Black	-RCS \$125 Replacement Pneumatic Cylinder (Stool)
-AI \$195  Adjustable Height Adjustable Width Bullet Pad Included		-BA \$200  Brushed Aluminum OB Casters	-OC \$25  Oversize Chrome	
			-SL \$35  Self Locking	
			-HF \$35  Hard Floor	
			-GL \$25  Bell Glides	

Above costs are all List Price.  
 Shipping and handling charges will apply on all parts orders.



## Fabric/Vinyl/Faux Leather/Genuine Leather

Grade 1 Fabric, Vinyl . . . . .	\$66/Yard List
Grade 2 Fabric, Vinyl or Faux Leather . . . . .	\$88/Yard List
Grade 3 Fabric, Vinyl or Faux Leather . . . . .	\$115/Yard List
Grade 4 Fabric, Vinyl or Faux Leather . . . . .	\$170/Yard List
Grade 5 Fabric, Vinyl or Faux Leather . . . . .	\$205/Yard List
Grade 6 Fabric, Vinyl or Faux Leather . . . . .	\$245/Yard List
Grade 7 Fabric, Vinyl or Faux Leather . . . . .	\$270/Yard List
Grade 8 Fabric, Vinyl or Faux Leather . . . . .	\$300/Yard List

## Cartons

Task/Ergo Seating (Assembled) . . . . .	\$25 Net
Wood Reception/Management . . . . .	\$25 Net
Club Chair . . . . .	\$30 Net
Love Seat . . . . .	\$60 Net
Sofa . . . . .	\$70 Net
Reception Tables and Benches . . . . .	\$25 Net

## Other Options

Chrome, Brushed Silver, Satin Nickel or Black Legs (Soft Seating). . . . . (Set of 4)	\$170 List
Wood Legs (Soft Seating). . . . . (Set of 4)	\$200 List
Casters (Soft Seating). . . . . (Set of 2)	\$50 List

Shipping and handling charges will apply on all parts orders.



OCi  
SEATING

# 2024 Price Guide

Effective March 1, 2024



2020 GIZA  
TECHNOLOGIES & STUDIO



14815 Radburn Avenue • Santa Fe Springs, California 90670  
562-802-0464 • customerservice@ociseating.com • ociseating.com