

TRENDI Black Frame | Task, Guest and Nesting Chairs

Product Features:

- Standard Back/Mesh/Frame Combinations:
- BB** - Black Poly Back/Arms with Black Mesh and Black Fabric Seat and Black Metal Frame
- Advanced Synchro Tilt Mechanism
- 3 Way Adjustable Up/Down with Sliding Pad forward/back, Left or Right
- Seat Slider and Adjustable Lumbar
- 300 lb. Test Rating
- **Mesh color and seat fabric color must be specified if different from Standard**
- Mechanism functions on page 86







Qualifies for OCI Seating KD Freight Program. Please refer to page 7 for more information.

Orders of six (6) chairs or more combined in one shipment are freight free anywhere in the continuous 48 states in the U.S. Five (5) chairs or less are subject to a \$95 freight surcharge.

For non KD products please refer to page 7 for OCI SEATING Freight Program.

- M** - Mesh Color, See Codes Below (Ex. M1)
- F** - Fabric Color, See Codes Below (Ex. F3)
- S** - Silver Frame Option




Model	Description	Standard Config.	QUICK SHIP	FABRIC / LEATHER GRADES									
				1	2	3	4	5	6	7	8	L2	
 TR-638 Seat: 19.5 W x 18.5 D Back: 18.25 W x 22.5 H Seat Height: 18.5 - 21.5 39.5 - 42.75 OV H x 26.5 OV W COM: .75 yds. Ship Weight: 42 lbs.		-BB	840	905	950	990	1025	1060	1100	1150	1200	NA	
 TR-20 Seat: 19.5 W x 19.5 D Back: 18.5 W x 18 H Seat Height: 17.5 - 20.5 35 - 38 OV H x 25 OV W COM: .75 yds. Ship Weight: 55 lbs. (x2)		-BB	745	805	855	900	940	975	1015	1055	1120	NA	
 TR-15 Seat: 18.25 W x 18.25 D Back: 18.5 W x 18 H Seat Height: 18.5 35 OV H x 23.25 OV W COM: .75 yds. Ship Weight: 70 lbs. (x3)		-BB	730	790	840	885	925	960	1000	1040	1105	NA	


Optional / Upgrades

- TCB Trendi chrome base \$175 List
- Poly C-Arm (PCA) \$200 List
- Stool Kit \$225 List

-Upgraded Optional Fabric Seat Choices - \$50 List (Add to Quick Ship cost)



-Upgraded Optional Mesh Back Choices - \$95 List



TRENDI White Frame | Task, Guest and Nesting Chairs

Product Features:

- Standard Back/Mesh/Frame Combination:
- WG**- White Poly Back/Arms with Grey Mesh and Grey Fabric Seat and Silver Metal Frame and Polished Chrome Base When Applicable
- Advanced Synchro Tilt Mechanism
- 3 Way Adjustable Up/Down with Sliding Pad forward/back, Left or Right
- Seat Slider and Adjustable Lumbar
- **Mesh color and seat fabric color must be specified if different from Standard**
- Mechanism functions on page 86







Qualifies for OCI Seating KD Freight Program. Please refer to page 7 for more information.

Orders of six (6) chairs or more combined in one shipment are freight free anywhere in the continuous 48 states in the U.S. Five (5) chairs or less are subject to a \$95 freight surcharge.

For non KD products please refer to page 7 for OCI SEATING Freight Program.

- M** - Mesh Color, See Codes Below (Ex. M1)
- F** - Fabric Color, See Codes Below (Ex. F3)




Model	Description	Standard Config.	QUICK SHIP	FABRIC / LEATHER GRADES								L2	
				1 COM	2	3 COL	4	5	6	7	8		
 TR-638	Seat: 19.5 W x 18.5 D Back: 18.25 W x 22.5 H Seat Height: 18.5 - 21.5 39.5 - 42.75 OV H x 26.5 OV W COM: .75 yds. Ship Weight: 42 lbs.		-WG	925	985	1035	1080	1120	1155	1195	1235	1280	NA
 TR-20	Seat: 19.5 W x 19.5 D Back: 18.5 W x 18 H Seat Height: 17.5 - 20.5 35 - 38 OV H x 25 OV W COM: .75 yds. Ship Weight: 55 lbs. (x2)		-WG	780	845	890	935	975	1010	1050	1090	1155	NA
 TR-15	Seat: 18.25 W x 18.25 D Back: 18.5 W x 18 H Seat Height: 18.5 35 OV H x 23.25 OV W COM: .75 yds. Ship Weight: 70 lbs. (x3)		-WG	805	865	915	960	1000	1035	1075	1115	1180	NA

Optional / Upgrades

- Poly C-Arm (PCA) \$200 List
- Stool Kit \$225 List

-Upgraded Optional Fabric Seat Choices - \$50 List **(Add to Quick Ship cost)**



-Upgraded Optional Mesh Back Choices - \$95 List

