

# TRENDI 2.0 | Task Seating

## Product Features:

- Standard Back/Mesh/Frame Combinations:
- BB** - Black Poly Back/Arms with Black Mesh and Black Fabric Seat with Black Poly Base
- GG**- Grey Poly Back/Arms with Grey Mesh and Grey Fabric Seat with Grey Poly Base
- Upgraded Optional Fabric Seat Choices
- Upgraded Optional Mesh Back Choices
- Advanced Synchro Tilt Mechanism
- 3 Way Adjustable Up/Down with Sliding Pad forward/back, Left or Right
- Seat Slider and Side Tension Adjustment
- 300 lb. Test Rating
- Mechanism functions on page 86





Qualifies for OCI Seating KD Freight Program.

Please refer to page 7 for more information.

Orders of six (6) chairs or more combined in one shipment are freight free anywhere in the continuous 48 states in the U.S. Five (5) chairs or less are subject to a \$95 freight surcharge.

For non KD products please refer to page 7 for OCI SEATING Freight Program.




Model	Description	Standard Config.	QUICK SHIP	FABRIC / LEATHER GRADES										L2
				1	COM	2	3	COL	4	5	6	7	8	
TR-638-2.0 	Seat: 19.5 W x 18.5 D Back: 18.25 W x 22.5 H Seat Height: 18.5 - 21.5 39.5 - 42.75 OV H x 26.5 OV W COM: .75 yds. Ship Weight: 42 lbs.		-BB	860	925	970	1010	1045	1080	1120	1170	1220	NA	
			-GG	900	965	1010	1050	1085	1120	1160	1210	1260	NA	


## Optional / Upgrades

- HF Casters \$35 List
- Poly C-Arm (PCA) \$200 List
- TCB Trendi Chrome Base \$175 List

### -Upgraded Optional Fabric Seat Choices - \$50 List (Add to Quick Ship cost)



### -Upgraded Optional Mesh Back Choices - \$95 List



**- Chairs ship KD (1 unit per carton) with Tools Required for Assembly**

# TRENDI 2.0 | Guest Seating

## Product Features:

- Standard Back/Mesh/Frame Combinations:
- BB** - Black Poly Back/Arms with Black Mesh and Black Fabric Seat and Black Metal Frame
- BG** - Black Poly Back/Arms with Grey Mesh and Grey Fabric Seat and Black Metal Frame
- WG** - White Poly Back/Arms with Grey Mesh and Grey Fabric Seat and Silver Metal Frame with chrome polished base
- GG** - Grey Poly Back/Arms with Grey Mesh and Grey Fabric Seat and Silver Metal Frame
- Order must include product model number and standard configuration code
- Upgraded Optional Fabric Seat Choices
- Upgraded Optional Mesh Back Choices
- **Metal frame finish, mesh color, and seat fabric color must be specified if Different from Standard Configuration**







Qualifies for OCI Seating KD Freight Program. Please refer to page 7 for more information.

Orders of six (6) chairs or more combined in one shipment are freight free anywhere in the continuous 48 states in the U.S. Five (5) chairs or less are subject to a \$95 freight surcharge.

For non KD products please refer to page 7 for OCI SEATING Freight Program.



- S** - Silver Metal Frame
- B** - Black Metal Frame
- M** - Mesh Color, See Codes Below (Ex. M1)
- F** - Fabric Color, See Codes Below (Ex. F3)

Model	Description	Standard Config.	QUICK SHIP	FABRIC / LEATHER GRADES									
				1 COM	2	3 COL	4	5	6	7	8	L2	
 <b>TR-10</b> <b>4-Leg with Glides</b> Seat: 18 W x 18 D Back: 18.5 W x 18 H Seat Height: 17 22.25 W x 25 D x 35 H COM: .75 Ship Weight: 30 lbs.		-BB	595	660	705	745	780	815	855	905	955	NA	
		-BG	595	660	705	745	780	815	855	905	955	NA	
		-WG	650	715	760	800	835	870	910	960	1010	NA	
		-GG	650	715	760	800	835	870	910	960	1010	NA	
 <b>TR-11</b> <b>4-Leg with Casters</b> Seat: 18 W x 18 D Back: 18.5 W x 18 H Seat Height: 17 22.25 W x 25 D x 35 H COM: .75 yds. Ship Weight: 30 lbs.		-BB	635	700	745	785	820	855	895	945	995	NA	
		-BG	635	700	745	785	820	855	895	945	995	NA	
		-WG	685	750	795	835	870	905	945	995	1045	NA	
		-GG	685	750	795	835	870	905	945	995	1045	NA	


## Optional / Upgrades

-HF Casters

\$35 List


-Upgraded Optional Fabric Seat Choices - \$50 List **(Add to Quick Ship cost)**

- Guest model orders that represent odd number quantities are subject to \$45 list per chair carton break fee.



- Chairs ship KD (2 units per carton) with Tools Required for Assembly

-Upgraded Optional Mesh Back Choices - \$95 List



# TRENDI 2.0 | Management Seating

## Product Features:

- Standard Back/Mesh/Frame Combinations:
- BB** - Black Poly Back/Arms with Black Mesh and Black Fabric Seat and Black Metal Frame
- BG** - Black Poly Back/Arms with Grey Mesh and Grey Fabric Seat and Black Metal Frame
- WG** - White Poly Back/Arms with Grey Mesh and Grey Fabric Seat and Silver Metal Frame with chrome polished base
- GG** - Grey Poly Back/Arms with Grey Mesh and Grey Fabric Seat and Silver Metal Frame
- Order must include product model number and standard configuration code
- Upgraded Optional Fabric Seat Choices
- Upgraded Optional Mesh Back Choices
- **Metal frame finish, mesh color, and seat fabric color must be specified if Different from Standard Configuration**







Qualifies for OCI Seating KD Freight Program. Please refer to page 7 for more information.

Orders of six (6) chairs or more combined in one shipment are freight free anywhere in the continuous 48 states in the U.S. Five (5) chairs or less are subject to a \$95 freight surcharge.

For non KD products please refer to page 7 for OCI SEATING Freight Program.




- S** - Silver Metal Frame
- B** - Black Metal Frame
- M** - Mesh Color, See Codes Below (Ex. M1)
- F** - Fabric Color, See Codes Below (Ex. F3)

Model	Description	Standard Config.	FABRIC / LEATHER GRADES										L2
			QUICK SHIP	1	2	3	4	5	6	7	8		
 <b>TR-40</b>	Seat: 18.5 W x 18 Back: 18.5 W x 18 H Seat Height: 16 - 21 25.25 W x 25 D x 35 - 39.5 H COM: .75 yds. Ship Weight: 31 lbs.		- <b>BB</b>	665	730	775	815	850	885	925	975	1025	NA
			- <b>BG</b>	665	730	775	815	850	885	925	975	1025	NA
			- <b>WG</b>	740	805	850	890	925	960	1000	1050	1100	NA
			- <b>GG</b>	740	805	850	890	925	960	1000	1050	1100	NA
 <b>TR-40-SK</b>	Seat: 18.5 W x 18 D Back: 18.5 W x 18 H Seat Height: 21.5 - 28.75 25.25 W x 25 D x 40.5 - 47.75 H COM: .75 yds. Ship Weight: 34 lbs.		- <b>BB</b>	880	945	990	1030	1065	1100	1140	1190	1240	NA
			- <b>BG</b>	880	945	990	1030	1065	1100	1140	1190	1240	NA
			- <b>WG</b>	955	1020	1065	1105	1140	1175	1215	1265	1315	NA
			- <b>GG</b>	955	1020	1065	1105	1140	1175	1215	1265	1315	NA


## Optional / Upgrades

- HF Casters \$35 List
- TCB Trendi chrome base \$175 List

### -Upgraded Optional Fabric Seat Choices - \$50 List (Add to Quick Ship cost)



### -Upgraded Optional Mesh Back Choices - \$95 List



# TRENDI 2.0 | Guest Stool Seating



## Product Features:

- Standard Back/Mesh/Frame Combinations:
- BB** - Black Poly Back/Arms with Black Mesh and Black Fabric Seat and Black Metal Frame
- BG** - Black Poly Back/Arms with Grey Mesh and Grey Fabric Seat and Black Metal Frame
- WG** - White Poly Back/Arms with Grey Mesh and Grey Fabric Seat and Silver Metal Frame with chrome polished base
- GG** - Grey Poly Back/Arms with Grey Mesh and Grey Fabric Seat and Silver Metal Frame
- Order must include product model number and standard configuration code
- Upgraded Optional Fabric Seat Choices
- Upgraded Optional Mesh Back Choices
- Metal frame finish, mesh color, and seat fabric color must be specified if Different from Standard Configuration**

For non KD products please refer to page 7 for OCI SEATING Freight Program.




- S** - Silver Metal Frame
- B** - Black Metal Frame
- M** - Mesh Color, See Codes Below (Ex. M1)
- F** - Fabric Color, See Codes Below (Ex. F3)

Model	Description	Standard Config.	FABRIC / LEATHER GRADES									
			QUICK SHIP	1 COM	2	3 COL	4	5	6	7	8	L2
 <b>TR-26</b> <b>4-Leg 26" Stool with Glides</b> Seat: 18 W x 18 D Back: 18.5 W x 18 H Seat Height: 26 22.25 W x 25 D x 42 H COM: .75 yds. Ship Weight: 28 lbs.	<b>-BB</b>	775	840	885	925	960	995	1035	1085	1135	NA	
	<b>-BG</b>	775	840	885	925	960	995	1035	1085	1135	NA	
	<b>-WG</b>	830	895	940	980	1015	1050	1090	1140	1190	NA	
	<b>-GG</b>	830	895	940	980	1015	1050	1090	1140	1190	NA	
 <b>TR-30</b> <b>4-Leg 30" Stool with Glides</b> Seat: 18.25 W x 18.25 D Back: 18.5 W x 18 H Seat Height: 30 22.25 W x 25 D x 46 H COM: .75 yds. Ship Weight: 29 lbs.	<b>-BB</b>	790	855	900	940	975	1010	1050	1100	1150	NA	
	<b>-BG</b>	790	855	900	940	975	1010	1050	1100	1150	NA	
	<b>-WG</b>	845	910	955	995	1030	1065	1105	1155	1205	NA	
	<b>-GG</b>	845	910	955	995	1030	1065	1105	1155	1205	NA	

## Optional / Upgrades

- Stool model orders that represent odd number quantities are subject to \$65 list per chair carton break fee

-Upgraded Optional Fabric Seat Choices - \$50 List (Add to Quick Ship cost)



-Upgraded Optional Mesh Back Choices - \$95 List

