

GEO | Guest Seating

Product Features:



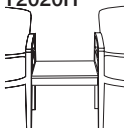
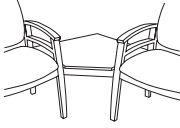

- Solid Beech Hardwood Frames
- 16 OCI Seating Wood Finishes
- High Resilient Poly Foam
- 5-Year Limited Warranty
- 300 lb. BIFMA Test Rating

OCI Seating Finishes:

Mahogany, Summit Cherry, Dark Cherry, Pacific Cherry, OFS Cherry, OCI Jade, OCI Espresso, Walnut, Cognac, OCI Light Cherry, Black Lacquer, CI Cherry, OCI Café, Natural Beech, Slate Grey & Smoke Grey



Refer to page 7 for OCI SEATING Freight Program.

Model	Description	1 COM	2	3 COL	FABRIC / LEATHER GRADES					L1	L2
					4	5	6	7	8		
100 	Guest Chair 22 W x 25 D x 34 H Seat: 19.25 W x 20.5 D Seat Height: 19 Arm Height: 26.5 COM: 1.25 yds. Carton: 15 Cu. Ft. Ship Weight: 32 lbs.	905	955	1000	1075	1140	1180	1220	1270	NA	NA
101 	Guest Chair with Armcap 22 W x 25 D x 34 H Seat: 19.25 W x 20.5 D Seat Height: 19 Arm Height: 27 COM: 1.25 yds. Carton: 15 Cu. Ft. Ship Weight: 32 lbs.	1060	1110	1155	1230	1295	1335	1375	1425	NA	NA
T2020IT 	Inner Table 20 W x 20 D x 20 H Carton: .5 Cu. Ft. Ship Weight: 12 lbs.	1045									
T3030CT 	Corner Table 30 W x 30 D x 20 H Carton: 3 Cu. Ft. Ship Weight: 31 lbs. When specifying, you need to allow 36" x 36" in corner	1495									
T2024ET 	End Table 20 W x 24 D x 20 H Carton: 9Cu. Ft. Ship Weight: 27 lbs.	1285									

- When combining different grade fabric, use the higher grade.
- When combining fabric of the same grade, Two Tone \$75 List.
- Custom wood finishes upon request - add \$225 Net per color.