







CONNECT Guest Seating | Black or Silver Frame

Product Features:

- Black frame with black arms standard
- Silver frame optional - add SLV after model -
for example: C-14-SLV (no charge)
- Stacks 4 high
- 300 lb. Test Rating



Refer to page 7 for OCI SEATING Freight Program.

Model	Description	FABRIC / LEATHER GRADES								
		1 COM	2	3 COL	4	5	6	7	8	L2
 C-14-NA	Armless Leg Chair Seat: 20 W x 19 D Back: 19 W x 16 H Seat Height: 18.5 33.25 OV H x 22 OV W COM: 1.5 yds. Ship Weight: 26 lbs.	585	645	710	770	805	845	895	945	NA
 C-14-NA-C	Armless Leg Chair with Casters Seat: 20 W x 19 D Back: 19 W x 16 H Seat Height: 18.5 33.25 OV H x 22 OV W COM: 1.5 yds. Ship Weight: 26 lbs.	625	685	750	810	845	885	935	985	NA
 C-14	4 Leg Guest Seat: 20 W x 19 D Back: 19 W x 16 H Seat Height: 18.5 33.25 OV H x 25 OV W COM: 1.5 yds. Ship Weight: 26 lbs.	645	705	770	830	865	905	955	1005	NA
 C-14-C	4 Leg Guest with Casters Seat: 20 W x 19 D Back: 19 W x 16 H Seat Height: 18.5 33.25 OV H x 25 OV W COM: 1.5 yds. Ship Weight: 26 lbs.	675	735	800	860	895	935	985	1035	NA
 C-14-NA Stool	No Arms Seat: 20 W x 19 D Back: 19 W x 16 H Seat Height: 27.5 42.75 OV H x 22 OV W COM: 1.5 yds. Ship Weight: 26 lbs.	815	875	940	1000	1035	1075	1125	1175	NA
 C-14 Stool	Stool Seat: 20 W x 19 D Back: 19 W x 16 H Seat Height: 27.5 42.75 OV H x 22 OV W COM: 1.5 yds. Ship Weight: 26 lbs.	820	880	945	1005	1040	1080	1130	1180	NA

CONNECT | Bariatric Seating

Product Features:

- Black frame with black arms standard
- Silver frame optional - add SLV after model - for example: C-14-SLV (no charge)
- Stacks 4 high
- 500 lb. Test Rating



Qualifies for OCI Seating KD Freight Program. Please refer to page 7 for more information.

Orders of six (6) or more combined in one shipment are freight free anywhere in the continuous 48 states in the U.S. Orders fewer than five (5) chairs are subject to a \$95 freight surcharge.



Refer to page 7 for OCI SEATING Freight Program.

Model	Description	FABRIC / LEATHER GRADES								
		1 COM	2	3 COL	4	5	6	7	8	L2
C-14-500	4 Leg Guest Rated to 500 lbs. Seat: 25 W x 18.5 D Back: 24 W x 16.5 H Seat Height: 19 Fixed 33.25 OV H x 30 OV W COM: 1.5 yds. Ship Weight: 30 lbs.	1250	1360	1440	1525	1625	1705	1800	1900	NA

Optional / Upgrades:

- CRT Cart, Stacks 6 high \$300 List
- SG Ganging Bracket (Set of 2) \$25 List