

# RESPONSE 480 Series | Guest Reception Seating

## Product Features:

- Solid Maple Hardwood Frames
- 18 OCI Seating Wood Finishes
- 3 Different Gangable Tables and 2 Different Styles of Free Standing Tables (pages 49)
- New Round Corner Connecting Table with Retractable Folding Rear Leg
- Special Spacer Designed to Attach Multiple Chairs - \$120 List
- 300lb. Test Rating (480/485)
- 500lb. Test Rating (482/483/484)

## OCI Seating Finishes:

Mahogany, Summit Cherry, Dark Cherry, Clear Maple, Pacific Cherry, OFS Cherry, Summit Maple, OCI Jade, OCI Espresso, Walnut, Cognac, OCI Light Cherry, Black Lacquer, CI Honey, CI Cherry, OCI Café, Slate Grey & Smoke Grey



Refer to page 7 for OCI SEATING Freight Program.



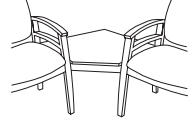
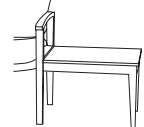
Model	Description	FABRIC / LEATHER GRADES								L1	L2
		1 COM	2	3 COL	4	5	6	7	8		
480	<b>Guest Chair with Poly Cap</b> 23.75 W x 26 D x 33.5 H Seat: 20.25 W x 20.25 D Seat Height: 19.25 Arm Height: 27 COM: 1.5 yds. Carton: 17 Cu. Ft. Ship Weight: 44 lbs.	1415	1465	1520	1585	1650	1690	1730	1780	NA	NA
482	<b>2-Seat Settee with Poly Cap</b> 49.25 W x 26 D x 33.5 H Seat: 20.25 W x 20.25 D Seat Height: 19.25 Arm Height: 27 COM: 2.25 yds. Carton: 26 Cu. Ft. Ship Weight: 71 lbs.	2540	2665	2745	2815	2865	2970	3055	3155	NA	NA
483	<b>3-Seat Settee with Poly Cap</b> 70.5 W x 26 D x 33.5 H Seat: 20.25 W x 20.25 D Seat Height: 19.25 Arm Height: 27 COM: 3.5 yds. Carton: 26 Cu. Ft. Ship Weight: 97 lbs.	3655	3840	3965	4130	4285	4435	4525	4705	NA	NA
484	<b>Bariatric with Poly Cap</b> 31.75 W x 26 D x 33.5 H Seat: 28 W x 20.5 D Seat Height: 19.25 Arm Height: 27 COM: 2.25 yds. Carton: 25 Cu. Ft. Ship Weight: 58 lbs.	2540	2665	2745	2845	2910	2970	3055	3155	NA	NA
485	<b>Hip Stool with Poly Cap</b> 23.75 W x 26 D x 39 H Seat: 20.25 W x 20.25 D Seat Height: 23.75 Arm Height: 32.5 COM: 1.5 yds. Carton: 17 Cu. Ft. Ship Weight: 44 lbs.	2320	2370	2425	2490	2555	2595	2635	2685	NA	NA

Refer to terms and conditions for general information regarding fabrics, finishes, warranty, freight, complete condition of sales and more.

Effective Date: 3/1/2024 | ociseating.com

# RESPONSE | Gangable / Connecting Tables

Refer to page 7 for OCI SEATING Freight Program.

Model	Description	FABRIC / LEATHER GRADES									
		1 COM	2	3 COL	4	5	6	7	8	L1	L2
<b>T2020IT</b> 	<b>Inner Table</b> 20 W x 20 D x 20 H Carton: .5 Cu. Ft. Ship Weight: 12 lbs.	995									
<b>T2121RCT</b> 	<b>Round Corner Table</b> 21 W x 21 D x 20 H Carton: 5 Cu. Ft. Ship Weight: 32 lbs. <b>When specifying, you need to allow 36" x 36" in corner</b>	1780									
<b>T3030CT</b> 	<b>Corner Table</b> 30 W x 30 D x 20 H Carton: 3 Cu. Ft. Ship Weight: 31 lbs. <b>When specifying, you need to allow 36" x 36" in corner</b>	1420									
<b>T2024ET</b> 	<b>End Table</b> 20 W x 24 D x 20 H Carton: 9Cu. Ft. Ship Weight: 27 lbs.	1220									

**Important: When connecting chairs or tables please provide a drawing that specifies below.**

**LS - Left side sitting**

**RS - Right side sitting**

**LRS - Left and Right side sitting**

- When combining different grade fabric, use the higher grade.
- When combining fabric of the same grade, Two Tone \$75 List.
- Custom wood finishes available upon request - add \$225 Net per color.