

# FLUX | Modular / Reception Seating

## Product Features:

- Engineered Solid Alder Hardwood Frames
- 2 Piece Separate Seat and Back with Web Suspension
- High Resilient Long Lasting Polyfoam
- Chrome, Satin Nickel or Black (3") Legs
- Gangable Options
- 300 LB Test Rating
- Choose From Two Different Table Styles




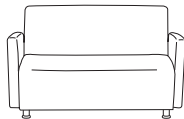

## OCI Seating Finishes:

Mahogany, Summit Cherry, Dark Cherry, Clear Maple, Pacific Cherry, OFS Cherry, Summit Maple, OCI Jade, OCI Espresso, Walnut, Cognac, OCI Light Cherry, Black Lacquer, CI Honey, CI Cherry, OCI Café, Slate Grey & Smoke Grey

**Optional Power Unit** consists of 1 power module, 1 USB & 1 USB-C port. Six foot power cord is standard. Silver flush mounted cover plate. Units will be located on right front as seated unless otherwise specified.



Refer to page 7 for OCI SEATING Freight Program.

| Model  | Description   | FABRIC / LEATHER GRADES |      |       |      |      |      |      |      |    |      |
|--|---|-------------------------|------|-------|------|------|------|------|------|----|------|
|  |   | 1 COM                   | 2    | 3 COL | 4    | 5    | 6    | 7    | 8    | L1 | L2   |
| 550C<br>     | <b>Club Chair</b><br>30 W x 29 D x 33.5 H<br>Seat: 24.75 W x 21.5 D<br>Seat Height: 19<br>Arm Height: 26<br>COM: 4.25 yds. Carton: 24 Cu. Ft.<br>Ship Weight: 65 lbs.   | 1935                    | 2095 | 2250  | 2355 | 2515 | 2670 | 2775 | 2935 | NA | 3090 |
| 550<br>     | <b>Armless</b><br>25 W x 29 D x 33.5 H<br>Seat: 25 W x 21.5 D<br>Seat Height: 19<br>COM: 2.75 yds. Carton: 17 Cu. Ft.<br>Ship Weight: 46 lbs.                           | 1560                    | 1695 | 1780  | 1830 | 1885 | 1930 | 2115 | 2225 | NA | 2505 |
| 550L/R<br> | <b>Left or Right</b><br>28 W x 29 D x 33.5 H<br>Seat: 24.75 W x 21.5 D<br>Seat Height: 19<br>Arm Height: 26<br>COM: 3.5 yds. Carton: 24 Cu. Ft.<br>Ship Weight: 57 lbs. | 1735                    | 1905 | 2000  | 2120 | 2255 | 2420 | 2550 | 2680 | NA | 3310 |
| 552C<br>   | <b>Love Seat</b><br>53 W x 29 D x 33.5 H<br>Seat: 47 W x 21.5 D<br>Seat Height: 19<br>Arm Height: 26<br>COM: 5.5 yds. Carton: 43 Cu. Ft.<br>Ship Weight: 98 lbs.        | 2565                    | 2855 | 2970  | 3145 | 3330 | 3510 | 3800 | 3925 | NA | 4455 |
| 552<br>    | <b>Armless</b><br>48 W x 29 D x 33.5 H<br>Seat: 48 W x 21.5 D<br>Seat Height: 19<br>COM: 4.25 yds. Carton: 43 Cu. Ft.<br>Ship Weight: 68 lbs.                           | 2090                    | 2270 | 2370  | 2495 | 2640 | 2810 | 2950 | 3085 | NA | 3415 |

## Optional / Upgrades

- Unite Ganging Bracket \$120 List
- Ganging Bracket \$100 List
- Power Unit \$395 List
- Solid Wood Tablet Arm with Side Stow \$550 List

• Custom wood finishes available upon request - add \$225 Net per color.

### Important Note:

Please include a layout drawing with your order so we can help you specify left, right or left and right ganging along with any information of applying special fabrics in the absence of specific fabric instructions, OCI reserves the right to upholster units at our discretion.

- When combining fabric of the same grade, Two Tone \$75 List.
- When combining different grade fabric, use higher grade.

Refer to terms and conditions for general information regarding fabrics, finishes, warranty, freight, complete condition of sales and more.

Effective Date: 3/1/2024 | ociseating.com

# FLUX | Modular / Reception Seating

## Product Features:

- Engineered Solid Alder Hardwood Frames
- 2 Piece Separate Seat and Back with Web Suspension
- High Resilient Long Lasting Polyfoam
- Chrome, Satin Nickel or Black (3") Legs
- Gangable Options
- 300 LB Test Rating
- Choose From Two Different Table Styles

## OCI Seating Finishes:

Mahogany, Summit Cherry, Dark Cherry, Clear Maple, Pacific Cherry, OFS Cherry, Summit Maple, OCI Jade, OCI Espresso, Walnut, Cognac, OCI Light Cherry, Black Lacquer, CI Honey, CI Cherry, OCI Café, Slate Grey & Smoke Grey

**Optional Power Unit** consists of 1 power module, 1 USB & 1 USB-C port. Six foot power cord is standard. Silver flush mounted cover plate. Units will be located on right front as seated unless otherwise specified.



Refer to page 7 for OCI SEATING Freight Program.

| Model  | Description   | FABRIC / LEATHER GRADES |      |       |      |      |      |      |      |    |      |
|--------|---|-------------------------|------|-------|------|------|------|------|------|----|------|
|        |   | 1 COM                   | 2    | 3 COL | 4    | 5    | 6    | 7    | 8    | L1 | L2   |
| 552L/R | <b>Left or Right</b><br>51 W x 29 D x 33.5 H<br>Seat: 47.5 W x 21.5 D<br>Seat Height: 19<br>Arm Height: 26<br>COM: 4.75 yds. Carton: 43 Cu. Ft.<br>Ship Weight: 77 lbs. | 2415                    | 2625 | 2730  | 2865 | 3045 | 3180 | 3360 | 3570 | NA | 4515 |
| 550W   | <b>Wedge</b><br>30 W x 35 D x 33.5 H<br>Seat: 22 W x 21.5 D<br>Seat Height: 19<br>COM: 3.25 yds. Carton: 43 Cu. Ft.<br>Ship Weight: 46 lbs.                             | 1835                    | 2005 | 2100  | 2220 | 2355 | 2520 | 2650 | 2780 | NA | 3410 |
| 550CW  | <b>Corner Wedge</b><br>52 W x 31 D x 33.5 H<br>Seat: 24.75 W x 21.5 D<br>Seat Height: 19<br>COM: 5 yds. Carton: 43 Cu. Ft.<br>Ship Weight: 85 lbs.                      | 2445                    | 2710 | 2850  | 3025 | 3210 | 3390 | 3680 | 3805 | NA | 5070 |
| 550IT  | <b>Inner Table</b><br>24 W x 24 D x 16 H<br>COM: 1 yds. Carton: 9 Cu. Ft.<br>Ship Weight: 47 lbs.   | 1460                    | 1520 | 1590  | 1615 | 1690 | 1715 | 1750 | 1805 | NA | 1935 |
| 550CT  | <b>Corner Table</b><br>30 W x 30 D x 16 H<br>COM: 1.5 yds. Carton: 11 Cu. Ft.<br>Ship Weight: 55 lbs.   | 1835                    | 1925 | 1980  | 2045 | 2150 | 2205 | 2285 | 2335 | NA | 2390 |
|        | <b>When space planning,<br/>                     allow 39" x 39" from corner</b>  |                         |      |       |      |      |      |      |      |    |      |

## Optional / Upgrades

|                                       |            |
|---------------------------------------|------------|
| -Unite Ganging Bracket                | \$120 List |
| -Ganging Bracket                      | \$100 List |
| -Power Unit                           | \$395 List |
| -Solid Wood Tablet Arm with Side Stow | \$550 List |

Refer to terms and conditions for general information regarding fabrics, finishes, warranty, freight, complete condition of sales and more.

Effective Date: 3/1/2024 | ociseating.com