



**OCJ**  
SEATING

# 2022 price guide

Effective May 1, 2022



# OCI SITWELL | Table of Contents

Seating by Category . . . . .	2	C.O.M. Information . . . . .	8
About Us . . . . .	3	Fabric Program . . . . .	9-11
Sustainability . . . . .	4	(CF Stinson, Mayer, Momentum)	
Terms and Conditions . . . . .	5	Chair Mechanisms and Controls . . . . .	56
Freight Program . . . . .	6	Replacement Parts . . . . .	98
Warranty . . . . .	7	Fabric, Carton and Soft Seating Parts . . . . .	99

## Lounge Seating & Occasional Tables

500 Symphony . . . . .	12
510 Flair . . . . .	13
540 Edge . . . . .	14
550 Flux . . . . .	15-16
560 Tux . . . . .	17
570 Imperial . . . . .	18
590 Tahoe . . . . .	19
610 Harmony . . . . .	20
710 Tux Lite . . . . .	21
2000 Masso . . . . .	22-23
TMK Masso Occasional Tables . . . . .	24-25
2200 Instint . . . . .	26-28
1000 Unite Modular Seating . . . . .	29-33
ELĒ . . . . .	34-37
TL/TLF Occasional & Reception Tables . . . . .	38
TLT/TLR/TLB Occasional Tables & Benches . . . . .	39
Capa Tables . . . . .	55

## Wood Seating

100 Geo . . . . .	40
151 Diva . . . . .	41
160-170 Solo . . . . .	41
260/270 Duo . . . . .	42
200/400 Entourage . . . . .	43
440 Trilogy . . . . .	44
460 Protégé . . . . .	45-46
470/480 Response . . . . .	47-49
490/620 Arrange . . . . .	50-52
820 Patron . . . . .	53
Capa . . . . .	54-55
Santee . . . . .	88-92

## Ergo, Metal Guest, Task and Management Seating

Melita . . . . .	57-59
Score . . . . .	60
Ovation V . . . . .	61
Trendi . . . . .	62-63
Bravo . . . . .	64
Connect . . . . .	65-74
(Full Size, Highback, Multi Shift, Stool, Guest & Bariatric)	
Image . . . . .	75-79
Anywhere . . . . .	80-81
G2 . . . . .	82-84
Finesse . . . . .	85-86
Evolve . . . . .	87
Santee Metal . . . . .	93-97

# OCI SITWELL | Seating by Category

## Benches/Ottomans

Edge Series . . . . .	14
TLB Series . . . . .	39
Unite Series . . . . .	32-33

## Lounge/ Soft Seating

Symphony . . . . .	12
Flair . . . . .	13
Edge . . . . .	14
Flux . . . . .	15,16
Tux . . . . .	17
Imperial . . . . .	18
Tahoe . . . . .	19
Harmony . . . . .	20
Tux Lite. . . . .	21
Masso . . . . .	22-23
Instint . . . . .	26-28
Unite. . . . .	29-33
ELĒ . . . . .	36

## Modular Seating

Flux . . . . .	16
Unite. . . . .	29-32

## Tables Occasional and Modular

Flux Modular. . . . .	15-16
Masso Occasional . . . . .	22-23
Unite Modular . . . . .	29-32
TL Occasional . . . . .	38
TLF Occasional. . . . .	38
TLT Occasional. . . . .	39
TLR Occasional . . . . .	39
Capa . . . . .	55

## Wood Guest Seating

Geo . . . . .	40
Diva / Solo . . . . .	41
Duo . . . . .	42
Entourage. . . . .	43
Trilogy. . . . .	44
Protégé . . . . .	45-46
Response. . . . .	47-49
Arrange . . . . .	50-52
Patron . . . . .	53
Capa . . . . .	55
Santee . . . . .	89-91

## Bariatric Wood Guest

Trilogy. . . . .	44
Protégé . . . . .	45-46
Response. . . . .	47-49
Arrange . . . . .	50-52
Santee . . . . .	91

## Bariatric Metal Guest

Connect . . . . .	74
G2 . . . . .	84
Santee . . . . .	96

## Stools

ELĒ . . . . .	37
Response Hip Chair . . . . .	47-48
Arrange Hip Chair. . . . .	50
Connect Guest. . . . .	74
Connect Task . . . . .	72
Melita Guest . . . . .	58-59
G2 . . . . .	84

## Multi-shift Task

Connect . . . . .	71-72
-------------------	-------

## Executive and Task

Evolve. . . . .	87
Finesse. . . . .	85-86
Image. . . . .	75-78
Connect . . . . .	65-74
(Full Size, Highback Multi Shift, Stool, Guest & Bariatric)	
Bravo . . . . .	64
Trendi . . . . .	62-63
Ovation V . . . . .	61
Score . . . . .	60

## Metal Guest, Nesting and Stackable

ELĒ . . . . .	35
Anywhere . . . . .	80-81
G2 . . . . .	83-84
Image. . . . .	75-79
Connect . . . . .	73
Trendi . . . . .	62-63
Melita . . . . .	57-59
Santee . . . . .	90-91

---

## About us:

OCI Seating joined the contract furniture market determined to offer our customers a quality product at an excellent value with shorter lead-times. By maintaining this service-oriented perspective, customers have been drawn to our ability to design and develop innovative products, while offering personal support and exceptional experiences. Our exceptional value, combined with design motivated products, on-time delivery, and our dedication to customer experiences have made us stand out in the furniture industry.

Founded in 1974, owned and operated as a family business to date, we have enjoyed incredible growth since. From our beginning in Whittier California, our innovative spirit influences our operations and commitment to being flexible to meet our customers' needs.

We started making budget wood seating many years ago and have grown into a company making a wide selection of products for the contract market today. Our main philosophy has been that our commitment to customer satisfaction begins from the time an order is placed to well after the customer has received their products.

With over 48 years of experience in manufacturing office seating, we maintain the highest industry standards by standing behind our product with a full written guarantee. Our success is also attributed to the many representative, dealers and customers who have been affiliated with our company. Because of these efforts, OCI Seating has become a name that means reliability.

At OCI Seating our products range from Executive, Conference, Guest, Reception and Soft seating. Through our relationship with Momentum Textiles, CF Stinson, Mayer and many other textile firms we offer a palette of over 500 fabrics from which to choose. As part of our service, we offer lead times that are some of the best and most reliable in the industry. Our chairs meet ANSI-BIFMA X5.1-2017 certified by an independent laboratory. They are engineered, designed and constructed to conform to the proper ergonomic dimensions as defined by the "National Standard for Human Factors".

In today's ever changing office environment, OCI Seating has positioned itself in providing a product that is a great value, produced in a timely manner with many options from which to choose. Please take a look at our many products.



# OCI SEATING | TERMS AND CONDITIONS

## Order Placement

OCI Seating requires that all orders be submitted in writing via a formal Purchase Order form. Purchase Orders can be submitted by email.  
Email – [orders@ociseating.com](mailto:orders@ociseating.com)

All orders are subject to acceptance by OCI Seating credit department. Possession of this Price List does not constitute an offer to sell.

All submitted orders will be confirmed to the purchaser by way of OCI Seating's Order Acknowledgement. It is the purchaser's responsibility to review this document for accuracy and to contact Customer Service within 24 hours should an error exist.

## Prices

The prices indicated in this price list are for standard OCI Seating product. This price list supersedes any previous price lists or supplemental price list. We reserve the right to modify prices without prior notification.

## Lead Times

OCI Seating lead times Indicate our standard production time only and do not include transit times. We reserve the right to modify our production times should business needs require us to do so. Business days are from receipt of a clean order and approved credit terms. Please contact Customer Service for current lead times.

Email – [customerservice@ociseating.com](mailto:customerservice@ociseating.com)

## Terms

All published prices are to be paid USD and are Net 30 days from date of invoice for established credit accounts. Past due accounts are subject to a 1.5% late charge for each month after 30 days or 18% per year. The customer will be liable for any cost incurred in attempting collect any past due amounts, including collection and/or attorney fees.

A \$40 fee will be charged for return checks.

OCI Seating Accepts MasterCard®, Visa® and American Express®. There will be a 3% convenience fee for all transactions using this payment method.

## Credit

A line of credit may be established upon acceptance of satisfactory references, including the completion of our credit application form. All new customers are required to remit 50% of the purchase order amount with the placement of the purchase order, with the remaining balance due prior to merchandise release for shipment.

## Ordering Procedures

To help avoid unnecessary order entry delays, please be sure each order specifies the following information below:

1. Purchase Order Number and Date
2. Complete Bill to and Ship to name, address and phone number
3. Quantity
4. Complete model number and description
5. Finish (Wood and/or Metal finish)
6. Fabric (including and special instructions)
7. Options (list for each specific product)
8. Drawing for modular seating configuration (if applicable)
9. Shipping Destination or Will Call, contact name and phone number
10. Special Instructions if any
11. Required Delivery Date/Ship Date

## Ordering Procedures (cont.)

Dealer/purchaser is solely responsible for providing correct information when placing an order. Orders with incomplete information or pricing discrepancies will be held as "Pending". Orders with a "Pending" status will be scheduled for production when incomplete or incorrect information is resolved. If needed a new completion date will be provided.

Purchase orders placed by telephone will be accepted but will not be scheduled for production until a written, signed confirmation of order is received. Emails to [orders@ociseating.com](mailto:orders@ociseating.com) of purchase orders will be accepted.

## Order Changes and Cancellations

An order may be changed prior to an order being placed into production or fabric has been ordered and not cut. Changes made to an order once it has been placed into production or after fabric has been ordered is subject to a 30% change order charge. Contact Customer Service for applicable charges. Additions or changes to acknowledged orders may be subject to rescheduling of order.

All changes or cancellation of orders must be made in writing and approved by OCI Seating.

Cancellations cannot be accepted once fabric and materials have been ordered and put into production.

## Wood Disclaimer

Due to natural variations and distinctive characteristics of wood, the furniture that you receive may have a slight variation in color and grain.

## Custom Wood Finishing

OCI Seating accepts custom wood finishing. There is a \$225 Net upcharge per color, per order, for all products. All future orders with the same special stain will incur an 8% upcharge per order. Please send us the wood sample you would like us to match along with your completed purchase order. We will produce a strike-off and send it to you for approval. Once we have received final approval, we will place the order into production.

## Wood Finish Maintenance

As with all fine finishes, care should be taken to protect the finish from sharp, unprotected objects. The top coat has a natural characteristic to repel the most common liquids used around wood components, yet spills or soil marks should be cleaned up immediately to avoid moisture seeping into open-pore areas. Please note that constant polishing and cleaning of the finish may raise the sheen level, whereas neglect in cleaning will dull and possibly abrade the finish.

## Customer's Own Material (C.O.M)

Use of C.O.M. must be approved by OCI Seating prior to order acceptance. Fabric Yardage requirements are estimate and additional yardage may be required if pattern matching is required. Please refer to page 8 for more information and instructions when requiring C.O.M. for your order.

## Claims

Please read for Important information. OCI Seating inspects at our factory prior to shipment all our merchandise for workmanship and quality. Quality is important to us, and we make sure that our merchandise leaves our factory in perfect condition.

When receiving merchandise please review the following upon receipt of our product.

1. Check for damage immediately Are any items damaged or appear damaged? Any damage no matter how small to the carton needs to be documented on the carrier's paperwork that you sign.
2. Missing Items Are there any missing items? Check the receiving paperwork at time of delivery to make sure there is not any missing items before you sign. Some items that are in cartons can be packed in multiples and will be noted on the paperwork. Make a note on the carrier's paperwork prior to signing and contact OCI Seating customer service in writing with an image of the noted signed carrier's paperwork when possible.
3. Immediately after delivery, all cartons must be opened and inspected for damage. Damage can occur even though there is no visible damage to the carton it is packed in. If there is any damage found to the merchandise after inspection, contact OCI Seating customer service team within 5 days of delivery in writing. Failure to do so can result in delays processing your claim and/or issues with our carrier approving and covering the claim. Please include photos whenever possible of item and carton, sales order number, description of item damaged and signed proof of delivery if available. This will help us expedite the claim process. Please note that all cartons received that had damaged product must be saved until freight carrier has made an inspection.
4. Incorrect item Received? Please contact OCI Seating customer service if incorrect merchandise is received.

# OCI SEATING | TERMS AND CONDITIONS

## Order Placement

OCI Seating requires that all orders be submitted in writing via a formal Purchase Order form. Purchase Orders can be submitted by email.

Email – [orders@ociseating.com](mailto:orders@ociseating.com)

All orders are subject to acceptance by OCI Seating credit department. Possession of this Price List does not constitute an offer to sell.

All submitted orders will be confirmed to the purchaser by way of OCI Seating's Order Acknowledgement. It is the purchaser's responsibility to review this document for accuracy and to contact Customer Service within 24 hours should an error exist.

## Prices

The prices indicated in this price list are for standard OCI Seating product. This price list supersedes any previous price lists or supplemental price list. We reserve the right to modify prices without prior notification.

## Lead Times

OCI Seating lead times Indicate our standard production time only and do not include transit times. We reserve the right to modify our production times should business needs require us to do so. Business days are from receipt of a clean order and approved credit terms. Please contact Customer Service for current lead times.

Email – [customerservice@ociseating.com](mailto:customerservice@ociseating.com)

## Terms

All published prices are to be paid USD and are Net 30 days from date of invoice for established credit accounts. Past due accounts are subject to a 1.5% late charge for each month after 30 days or 18% per year. The customer will be liable for any cost incurred in attempting collect any past due amounts, including collection and/or attorney fees.

A \$40 fee will be charged for return checks.

OCI Seating Accepts MasterCard®, Visa® and American Express®. There will be a 3% convenience fee for all transactions using this payment method.

## Credit

A line of credit may be established upon acceptance of satisfactory references, including the completion of our credit application form. All new customers are required to remit 50% of the purchase order amount with the placement of the purchase order, with the remaining balance due prior to merchandise release for shipment.

## Ordering Procedures

To help avoid unnecessary order entry delays, please be sure each order specifies the following information below:

1. Purchase Order Number and Date
2. Complete Bill to and Ship to name, address and phone number
3. Quantity
4. Complete model number and description
5. Finish (Wood and/or Metal finish)
6. Fabric (including and special instructions)
7. Options (list for each specific product)
8. Drawing for modular seating configuration (if applicable)
9. Shipping Destination or Will Call, contact name and phone number
10. Special Instructions if any
11. Required Delivery Date/Ship Date

## Ordering Procedures (cont.)

Dealer/purchaser is solely responsible for providing correct information when placing an order. Orders with incomplete information or pricing discrepancies will be held as "Pending". Orders with a "Pending" status will be scheduled for production when incomplete or incorrect information is resolved. If needed a new completion date will be provided.

Purchase orders placed by telephone will be accepted but will not be scheduled for production until a written, signed confirmation of order is received. Emails to [orders@ociseating.com](mailto:orders@ociseating.com) of purchase orders will be accepted.

## Order Changes and Cancellations

An order may be changed prior to an order being placed into production or fabric has been ordered and not cut. Changes made to an order once it has been placed into production or after fabric has been ordered is subject to a 30% change order charge. Contact Customer Service for applicable charges. Additions or changes to acknowledged orders may be subject to rescheduling of order.

All changes or cancellation of orders must be made in writing and approved by OCI Seating.

Cancellations cannot be accepted once fabric and materials have been ordered and put into production.

## Wood Disclaimer

Due to natural variations and distinctive characteristics of wood, the furniture that you receive may have a slight variation in color and grain.

## Custom Wood Finishing

OCI Seating accepts custom wood finishing. There is a \$225 Net upcharge per color, per order, for all products. All future orders with the same special stain will incur an 8% upcharge per order. Please send us the wood sample you would like us to match along with your completed purchase order. We will produce a strike-off and send it to you for approval. Once we have received final approval, we will place the order into production.

## Wood Finish Maintenance

As with all fine finishes, care should be taken to protect the finish from sharp, unprotected objects. The top coat has a natural characteristic to repel the most common liquids used around wood components, yet spills or soil marks should be cleaned up immediately to avoid moisture seeping into open-pore areas. Please note that constant polishing and cleaning of the finish may raise the sheen level, whereas neglect in cleaning will dull and possibly abrade the finish.

## Customer's Own Material (C.O.M)

Use of C.O.M. must be approved by OCI Seating prior to order acceptance. Fabric Yardage requirements are estimate and additional yardage may be required if pattern matching is required. Please refer to page 8 for more information and instructions when requiring C.O.M. for your order.

# OCI SEATING | FREIGHT PROGRAM

## OCI Seating Freight Program

Standard shipments made via the OCI Seating freight program are made via common carrier unless otherwise specified. Special routing request made by the customer or the consignee may result in additional charges.

Standard deliveries are dock-to-dock and are scheduled to occur Monday thru Friday between the hours of 8 a.m. and 5 p.m. not including holidays. We will not be held responsible for issues or costs arising from carrier transit delays, missed delivery appointments, ect. Standard delivery doesn't include expedited shipping, inside delivery, residential delivery, lift gates, installation, unpacking or removal of carton or packing materials, limited access or remote (areas outside major metropolitan areas). OCI Seating reserves the right to charge for nonstandard customer deliveries. For information concerning these charges, contact Customer Service.

## Freight Terms

Freight terms apply to the continental U.S. only. This excludes Alaska, Hawaii and Puerto Rico. Shipments to Alaska, Hawaii and Puerto Rico will be made to the appropriate point of embarkation. The OCISeating freight program for all standard deliveries of our product is based on our minimum shipment values shown in both tables below. If the value of the shipment falls under the minimum requirement, a freight surcharge per shipment will be added based on the destination territory as listed on the map below. OCI Seating products can be combined with the KD Freight program to meet the minimum shipment value.

Based on the fluctuation of fuel prices; we reserve the right to impose a freight surcharge for any shipments.

The OCI Seating freight program does not apply to "Will Call" orders.

For shipments of components parts, fabrics and textiles, actual freight charges will apply and will be invoiced to the customer.

OCI Seating Zone 1 Freight Program		
Net Ranges		Freight
From	To	Zone 1
0	\$6,500 Net	\$125
\$6,501	Above	Free Freight

OCI Seating KD/Ergo Freight Program		
From	To	Freight
0	5 Chairs	\$75
	6+ Chairs	Free Freight

OCI Seating Zone 2, 3, and 4 Freight Program				
List Ranges		Freight		
From	To	Zone 2	Zone 3	Zone 4
0	\$15,000 List	\$275	\$325	\$325 or 4% of List*
\$15,001 List	\$40,000 List	\$225	\$250	3% of List
\$40,000 List & Above		Free Freight	Free Freight	Call for Quote **

OCI Seating KD/Ergo Freight Program		
From	To	Freight
0	5 Chairs	\$75
	6+ Chairs	Free Freight

\* Whichever is greater

\*\* Call for a freight quote due to current fuel and freight volatility

### For shipments shipping inside these territories:

**Zone 1** – California (up to Sacramento), Southern Nevada and Phoenix Metro

**Zone 2** – California (north of Sacramento), Nevada and Arizona

**Zone 3/4** – Reference map and zone charts above

Alaska included in **Zone 2**

Hawaii included in **Zone 1**



### OCI Seating KD Freight Program:



All products below are able to ship KD (knocked down) and are exempt from the minimum shipment value and have a different freight surcharge. These KD items' freight value can be combined with the OCI Seating freight program to help meet the minimum shipment value when necessary or applicable.

The following series have a freight surcharge of \$75 for combined shipment quantities of 5 or less. Quantities of 6 or more combined on one shipment is freight free anywhere in the continuous 48 states in the U.S.

**Score Task - Ovation V Task - Bravo Task - Trendi Task  
Connect Task - Evolve Series - Image Task**

Refer to terms and conditions for general information regarding fabrics, finishes, warranty, freight, complete condition of sales and more.

Effective Date: 9/9/2022 | ociseating.com

# OCI SEATING | WARRANTY POLICY

OCI Seating warrants to the original purchaser that its products are free from defects in materials and workmanship for the applicable warranty period as indicated below.

If a product fails under normal use within the warranty period - OCI Seating at its sole discretion – will repair or replace, with a compatible part, at its option, without charge to the original purchaser only any item found to be defective as a result of normal commercial use (normal use is defined as user weighing up to 275 pounds, eight (8) hour shift, 5 days per week). There are certain models that can accommodate users up to 300 pounds and those models

are designated in the price book. Certain models designated with Bariatric designations can accommodate users up to 500 pounds.

Due to the inherent stretch properties of fabrics and/or vinyl upholstery materials, OCI Seating cannot be held responsible for wrinkles or puddling that can occur in some materials.

This warranty does not apply to items subject to abuse, misuse, neglect, alteration, damage caused by shipment, storage, accident, fire, flood or act of God.

## OCI Seating Warranty Summary

<b>Lifetime Warranty</b>	Mechanism, Cylinders, Base and Casters for all Task, Side and Conference/Executive Seating.	Standard 275 pound weight capacity, 8 hour, and 5 days per week
<b>10 Year Warranty</b>	Exposed Wood & Metal Side Chair Frames including plastic back and arms. Tables Structural Frames (Exceptions – Duo, Diva and Solo Models)	Standard 275 pound weight capacity, 8 hour, and 5 days per week
<b>5 Year Warranty</b>	Exposed Wood and Structural Frames for Duo, Diva and Solo Models  Multi-Shift/Capacity	Standard 275 pound weight capacity, 8 hour, and 5 days per week  275/450 weight capacity, 24 Hour and 7 days per week.
<b>3 Year Warranty</b>	Seat Suspension, Foam, Stitching, Knit and Mesh Fabric/Vinyl (excluding COM, COV and COL)	Standard 275 pound weight capacity, 8 hour, and 5 days per week 275/450 weight capacity, 24 Hour and 7 days per week.
<b>1 Year Warranty</b>	Stool Footrings, Electrical Units	Standard 275 pound weight capacity, 8 hour, and 5 days per week

COM, COV, and COL are also not covered by this warranty. Normal wear and tear is the responsibility of the specifier. Please consult with upholstery material supplier for performance criteria of individual materials.

### Returns and Repair

Should any item fail, contact the dealer from whom it was purchased. A photograph of the damage(s)/issue(s) and the label underneath the seat will be required to help OCI Seating determine the cause and extent of any issues. Service request are the responsibility of OCI Seating's Authorized Dealers. If it is determined that a return is necessary, and upon authorization from OCI Seating, return that item and its product proof of purchase to the dealer. The dealer may return defective product to our warehouse, freight prepaid. OCI Seating will repair or replace the defective parts at our discretion and return repaired or replaced item to the dealer freight prepaid. This warranty does not cover dealer labor, field service or delivery charges. OCI Seating does not assume responsibility for unauthorized repairs to the chairs. Contact OCI Seating customer service for further explanation or questions about said warranty.

Email [customerservice@ociseating.com](mailto:customerservice@ociseating.com)

OCI Seating recommends that moving parts such as chair mechanisms and casters be inspected periodically, lubricated and cleaned as necessary.

TO THE EXTENT ALLOWED BY LAW, ANY IMPLIED WARRANTY OF MERCHANTABILITY OR FITNESS FOR A PARTICULAR PURPOSE APPLICABLE TO THIS OCI Seating SEATING PRODUCT IS LIMITED IN DURATION TO THE DURATION OF THE ABOVE EXPRESSED WRITTEN WARRANTY. LIMITATION ON LIABILITY: IN NO EVENT SHALL OCI SEATING BE LIABLE TO THE PURCHASER FOR ANY INCIDENTAL, INDIRECT, CONSEQUENTIAL, SPECIAL, OR EXEMPLARY DAMAGES OR LOSS PROFITS, EVEN IF OCI Seating HAS BEEN ADVISED OF THE POSSIBILITY OF SUCH DAMAGES.

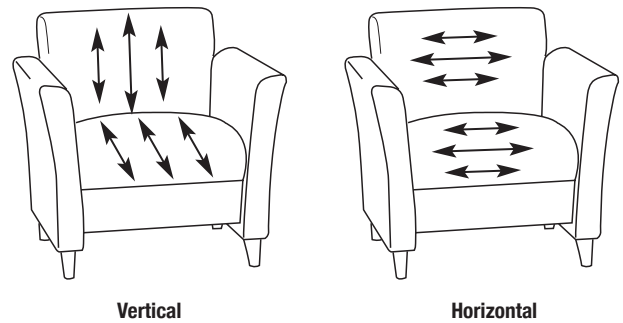
Some states do not allow the exclusion or limitation of incidental or consequential damages; hence the above restrictions or exclusions may not apply to you. This warranty gives you specific legal rights and you may also have other rights that vary from state to state.



## Customer's Own Material (COM)

All COM should be shipped prepaid to:  
 OCI Seating  
 14815 Radburn Avenue  
 Santa Fe Springs, CA 90670

Collect shipments of COM/COL fabrics will not be accepted. OCI Seating assumes no responsibility for the quality durability or sustainability of COM Materials. Surplus COM will be returned to the customer only if specifically requested. Please furnish a sample cutting of COM or COL with the original purchase order so that identification of COM/COL can be verified. In the absence of specific written instructions accompanying the order, fabrics will be cut, seamed, and applied at our discretion and at the customer's own risk. An additional up charge may be assessed for COM or COL materials that are deemed abnormal and additional labor required to cut, sew and/or match these said materials.



Please specify on the purchase order the direction you wish your pattern to run on the chair. Vertical or Horizontal.

All yardage figures are based upon our receipt of plain 54" wide material. Extra fabric is required to match any pattern with matching repeats. Please use chart below as a guide and add to playing yardage requirements listed in your price book.

Fabric Repeat	Increase COM Requirement by:
2.9 and under	0%
3" – 11.9" Repeat	18%
12" – 16.9" Repeat	25%
17" – 20.9"	30%
21" – 27.9"	35%
28" – and above	40%

While OCI Seating inspects all fabrics for imperfections from the mill, some imperfections are difficult to recognize. OCI Seating cannot be responsible for defects, dye lot variations, color accuracies and other flaws and suggest that our customers inspect fabrics before furnishing them to us. OCI Seating will not assume responsibility for COM/COL shortages, flaws, or other such problems. OCI Seating will not be responsible for order/delivery delays caused by delays in the delivery of COM/COL fabrics to OCI Seating. All COM orders are not put into production until all COM is received and approved. Upon receipt of COM, the order will then be placed into our normal production schedule. If there is a combination of OCI Seating fabrics and COM on the order, please advise customer service if you wish to split the order for shipping. Applicable drop ship charges will apply.

### Fabrics

Some COM fabrics, polyurethane fabrics and PVC free materials may be susceptible to puddling or comfort wrinkles overtime. While we will do our best to eliminate it, this is sometimes due to the inherent properties of the fabric and not an indication of inferior upholstery techniques. Please keep this in mind when selecting fabrics for upholstery.

### COM Pricing

The approved COM price for non-directional fabric is the Grade 1 price and the approved COL (Customer Own Leather) is Grade 3. For all chair series, hand cut and matched stripes, patterns or prints you must add the up chart below.

Chair/Lounge - \$95 List  
 Love Seat - \$105 List  
 Sofa - \$145 List

### Flammability

OCI Seating manufacturers all its chairs to comply with California technical bulletin #117 (Cal TB117). If customer's own material is specified, OCI Seating is not liable for said COM fabrics non-compliance with Cal TB 117.

On January 22nd, 2019, California Technical bulletin number 133, the Flammability Test Procedure for Seating Furniture for use in Public Occupancies, was replaced by the California legislature. If compliance to TB 133 is required, add \$70 list per yard of fabric utilized by the seating product specified for the application of fire barrier.

### Application of Fabric

OCI Seating requires that all COM fabrics come "backed" with, at minimum, an acrylic or similar backing. We cannot be responsible for stretching of fabrics that are not "backed" during upholstery process. OCI Seating cannot be held responsible for the appearance, behavior, quality, or performance of any COM as well as COM that are rolled reverse by the fabric supplier.

The application of patterned fabrics on curved units will be stitched to match pattern requirements. All patterns will be stitched together to produce the best results. Modifications to the stitching pattern can occur to gain the best look or results when matching patterns.

# CF STINSON | Fabric Program

OCI Seating GRADE Performance Fabric		OCI Seating GRADE Performance Fabric		OCI Seating GRADE Performance Fabric		OCI Seating GRADE Performance Fabric		OCI Seating GRADE Performance Fabric	
Ace	4	Fractal	8+5%	Piccadilly	7	Whirl	8+5%	Mica/	
Acrobat	8+10%	Full turn	8+10%	Pinball	7	Wish	(call OCI)	Mica 2.0	7
Adagio	7	Furrows	5	Pivot	4	Zanzibar	8+20%	Moccasin/	
Aero	5	Gesture	(call OCI)	Polka	4	Zoom	7	Moccasin 2.0	5
Alfresco	8	Gradation	6	Posey	7			Montana/	
Alignment	8	Graph	7	Posh	7			Montana 2.0	5
Anagram	7	Gravity	7	Power Grid	8	Vinyl & Non-PVC		Natural World/	
Armature	8+10%	Handwork	8	Prodigy	8+20%	Ardent	5	Natural World 2.0	8+10%
Artisan	5	Happy Tappy	8+15%	Profile	5	Avant	5	Naugaleather	6
Bass Line	8	Haven	8	Progression	8	Bistro	5	Naugasoft	5
Batik	8+5%	Helix	8+5%	Queue	8	Budget Black	2	Nishiki/	
Beatbox	8	Hexie	8+15%	Raquette	8	Burkshire	6	Nishiki 2.0	6
Bespoke	7	Hi-Fi	4	Realm	7	Carlisle	5	Orbit/	
Blip	4	Highlands	6	Refraction	4	Casablanca/		Orbit 2.0	7
Bliss	8+15%	Highlight	4	Retrograde	4	Casablanca 2.0	8+10%	Overlay	7
Block Party	8+15%	Hive	4	Revolution	8	Cassidy/		Oxford/	
Bloom	(call OCI)	Hush	8	Rhythm	(call OCI)	Cassidy 2.0	8+10%	Oxford 2.0	6
Bongo	8+5%	I Spy	8	Riddle	5	Catalyst	5	Patriot Plus/	
Boomerang	8+10%	Infinity Plush	8	Ritz	7	Channel/		Patriot Plus II 2.0	5
Borderline	8	Inside Track	5	Rubric	8+5%	Channel 2.0	7	Ping Pong	8+10%
Breton	8	Jillian	4	Salinas	(call OCI)	Chroma	7	Pod	8+10%
Brilliant	5	Kalahari	8	San Simeon	8+20%	Citadel/		Promenade/	
Brixton	8+10%	Kennebunk	8	Satellite	6	Citadel 2.0	5	Promenade 2.0	7
Broadband	8+5%	Kinetic	8	Season	8+15%	Clean Slate/		Raffia/	
Brushwork	8	Knot	7	Semaphore	7	Clean State 2.0	6	Raffia 2.0	7
Bryant Park	4	Lateral	4	Sensor	8+5%	Colorguard/		Rally	5
Calibration	8+5%	Lifecycle	8+15%	Sequence	5	Colorguard 2.0	4	Rialyo	6
Cannon Beach	8+15%	Lift	8+15%	Serene	8+20%	Connect/		Rogue II	5
Catalina	8	Lorelai	7	Shift	4	Connect 2.0	6	Round Trip	8+10%
Celeste	7	Luster	7	Shimmy	7	Core/		Route	6
Ceremony	8	Madox - MB	6	Shuffle	(call OCI)	Core 2.0	5	Satchel	6
Charlotte	5	Malone - MB	6	Sideline	6	Criss Cross/		Scout/	
Cinema	8	Mandala	7	Sleeping Bear Dunes	8	Criss Cross 2.0	6	Scout 2.0	6
Cirro	8	Mantra	8+15%	Splice	8+15%	Diva/		Script/	
Coco	8	Marquetry	8	Sprint	4	Diva 2.0	6	Script 2.0	6
Colden	8+5%	Maxwell	5	Square One	5	Dodgeball/		Sentry HC/	
Color Block	8+10%	Maze	8+10%	Squire	7	Dogeball 2.0	8	SentryHC 2.0	5
Comeback	8+10%	Migration	8+20%	Stellar	6	English Pub	5	Shantung/	
Continuum	6	Mingle	8	Steppe	8+5%	Essential	4	Shantung 2.0	5
Converge	8+10%	Moby	4	Storyboard	8+20%	Expressions	5	Sirocco	8+10%
Current	8+10%	Mod	8+5%	Stuff	(call OCI)	Fizz/		Sleek/	
Dart	5	Modernist	8+15%	Summit	7	Fizz 2.0	7	Sleek 2.0	6
Delfection	8	Monhegan	8	Sunburst	8+5%	Flanders	6	Smoothie/	
Detail	6	Montage	7	Supersilliness	8+15%	Frequency/		Smoothie 2.0	6
Divvy	8+15%	Multiply	(call OCI)	Swipe	8	Frequency 2.0	7	Stat-Con	8
Donegal	7	Nest	8	Swivel	8+5%	Fuse/		Stitch in Time	4
Drift	7	Network	8	Sync	8+15%	Fuse 2.0	5	Strand	6
Drizzle	8+15%	New Hempstead	4	Tangram	7	GeoMet	6	Stride	7
Duet	7	Nimble	8	Thrive	8+15%	Grand Sierra/		Tendril/	
Eddy	8+20%	Nova	6	Tidbit	8	Grand Sierra	2.0 5	Tendril 2.0	5
Elderberry	8+10%	Obsura	6	Torus	8	Grille/		Tessuto/	
Equator	8+5%	Offset	8+5%	Touch Base	6	Grille 2.0	7	Tessuto 2.0	6
Equinox	7	Olivia	4	Tranquility	8	Hopsack	7	Touchstone	6
Euclid	5	Outlander	5	Transcend	4	Kusari/		Vegas	6
Fast Lane	4	Pacifica	8+10%	Tribeca	4	Kusari 2.0	4	Walk the Line/	
Feature	(call OCI)	Paloma	5	Trio	8+10%	Lara	5	Walk the Line 2.0	8+10%
Fenestra too	8+10%	Paradox	8	Tweed	8	Laredo	5	Weft	6
Figment	8	Park Avenue	8	Twiggy	7	Level/		Ziggy/Ziggy 2.0	6
Fleck	4	Passport	7	Vanish	8+15%	Level 2.0	6	Zodiac	7
Flex	4	Penelope	7	Vapor	8+10%	Loophole	6		
Flip Flops	8+5%	Pergola	7	Velocity	7	Matrix	7		
Folio	8+5%	Perimeter	6	Voltage	8+10%	Meteor	8+10%		

Refer to terms and conditions for general information regarding fabrics, finishes, warranty, freight, complete condition of sales and more.

# MAYER | Fabric Program

OCI Seating GRADE FABRIC	OCI Seating GRADE FABRIC	OCI Seating GRADE FABRIC	OCI Seating GRADE FABRIC	OCI Seating GRADE FABRIC	
Abbey	5	Disco	4	Intrigue	4
Acclaim	5	Drake	5	Jekyll & Hyde	4
Acuco	8	Dublin Tweed	5	Jitterbug	4
Akoya	5	Durango	4	Jive	3
Align	4	Duraweave 10	2	Journey	4
All Seasons	3	Echo	5	Jubilee	4
Amadeus	8	Ecosphere	7	Kantha	8
Ankara	7	Eden	6	Katagami	8
Antique	4	Elevation	6	Kensington	5
Apollo Silicone	8	Embellish	6	Key Largo	3
Arabesque	4	Engrave	3	Kobe	4
Arcade	8	Enliven	3	Labyrinth	8
Aristocrat	4	Entwine	4	Landscape	6
Array	5	Ephesus	7	Latitude	6
Ascension	7	Equal	3	Lavish	5
Avenue	7	Essence	5	Links	5
Bali	4	Etch	3	London	5
Basic	2	Evolve	5	Longhorn	5
Batik	4	Facets	7	Lotus	8+5%
Blueprint	2	Fanfare	8	Luminary	3
Boardwalk	5	Fedora	4	Madras	4
Bolero	5	Fiji	3	Madrid SP Black	1
Boro	8	Finale	5	Malibu	5
Bontica	6	Flair	4	Mandala	8+10%
Botany	7	Florentino	3	Marathon II	2
Boteh	8+10%	Form	7	Marmara	6
Caressa	4	Forte	3	Matka	5
Cascade	5	Fortune	5	Matter	6
Catwalk	5	Foundation 10	3	Maverick	3
Channel	4	Fresco	2	Mayfair	6
Chaps	4	Fretwork	8	Meadowlands	6
Charette	4	Friendship Quilt	6	Meander	4
Chequers	6	Function	5	Melange	4
Chopsticks	5	Fusion	5	Metal Strips	8
Cipher	2	Gala	5	Micro Dot	4
Circuit	8	Galveston	5	Midway	4
Circumference	8	Gatsby	5	Milagro	8+5%
Cirque	5	Geisha	8+5%	Milano	5
Cityscape	5	Gem	3	Mingle	5
Code	2	Gensis	4	Mode	5
Collage	8	Genesis plus	4	Molecule	8+5%
Comalapa	8	nanoguard		Monogram	4
Contempo	4	Graph	2	Moonscape	4
Continuum	4	Grasscloth	3	Mosaic	4
Copa	3	Gravity	7	Mosaic plus	5
Cosmopolitan	5	Gridline	3	nanoguard	
Crazy Quilt	2	Groundworks	6	Multi-Crepe	3
Cross Check	3	Haarlem	8+5%	Neo	5
Cube	3	Haberdash	4	Nexus	3
Cuddle Up	8	Havana	3	Niche	6
Curlicue	4	Hexagon	5	Nirvana	8
Dande	4	Holiday	6	Noble	3
Darning	8	Huipil	8	Nomad	6
Dazzle	5	Images	4	Nostalgia	5
Debonair	7	Imprint	3	Nylon-Stat ESD	8
Decoy	4	Infinity	7	Obi	8
Destiny	4	Interlace	5	Obsession	8
Destiny plus	5	Interlochen	5	Odessa	6
nanoguard		Interlude	3	Optic 10	4
				Outback	4
				Oxen SP Black	1
				Palermo	5
				Paragon	4
				Parallel	3
				Patio	4
				Pebble Beach	3
				Phoenix	4
				Plaza	6
				Polygon	5
				Positive Thoughts	8
				Primo	6
				Prism 10	3
				Puno	8
				Quattro	3
				Ranchero	2
				Reflector	8
				Refuge	7
				Rejuvenate	8
				Relativity	8
				Replay	7
				Reveal	6
				Reverb	4
				Rift	5
				Rumba	2
				Samba	3
				Samuri	8
				Saori	8
				Score	6
				Sequel	3
				Sequel plus	5
				nanoguard	
				Sequence	4
				Shantung	4
				Sherlock	4
				Sierra SP Black	1
				Signs	8+10%
				Silk Screen	4
				SilverWeave	5
				Sketch	4
				Slick	5
				Social Network	5
				Soho	6
				Soleil	8
				Sophisticate	5
				Space Odyssey	4
				Spacer Mesh	3
				Spectre	4
				Splendor	6
				Spokes	8
				Static	8
				Stellar	3
				Strata	3
				Striae	2
				Sula	8+5%
				Suna	8+5%
				Sutra	8
				Sydney	3
				Synapse	8
				Tango	3
				Tattersall	6
				Textura	8
				Theory 10	3
				Time Line	5
				Turnabout	8
				Valet	4
				Variant 10	4
				Vector	8
				Venetian	(call OCI)
				Verona	4
				Vibrant	6
				Viewpoint	8
				Villa	7
				Vintage Mohair	(call OCI)
				Vinyl Stat ESD	6
				Vipassana	8
				Vogue	5
				Volante	(call OCI)
				Voyager	6
				Wallaby SP Black	1
				Whirling	8+5%
				Whirlwind	3
				Wildflower	8
				Wilson	8
				Wool Boucle	8+15%
				Felt	6
				Wool Heather	7
				Xanadu	8
				Zazen	8
				Zen	8
				Zest	2

Refer to terms and conditions for general information regarding fabrics, finishes, warranty, freight, complete condition of sales and more.

Effective Date: 5/11/2022 | ociseating.com

# MOMENTUM | Fabric Program

OCI Seating GRADE FABRIC	OCI Seating GRADE FABRIC	OCI Seating GRADE FABRIC	OCI Seating GRADE FABRIC	OCI Seating GRADE FABRIC
Ace 4	Free 4	Plan 6	Crypton	Halo 8+5%
Aldo (call OCI) 8+10%	Fuse 2	Platform 8	Acrobat 7	Hark Epu 7
Allegory 8+5%	Geo 8+20%	Point 5	Almanac 8+10%	Hive 8
Amenity II 8+5%	Glide 7	Polka 8+10%	Analog 8+10%	Icon 8
Amuse 5	Graph 5	Propel 8+5%	Ascend 7	Kindred 8
April 8	Grid 4	Propensity II 5	Byways 8+10%	Leno 8+10%
Audubon 8+15%	Guideline 8+5%	Prospect 7	Central 7	Mogul Epu 6
Bandwidth II 8+15%	Guild 4	Proximity 8+15%	Channel 7	Nifty 6
Bangle 2	Habit 5	Pursue 8+5%	Cover Cloth 7	Printwork Epu 6
Banter 8+15%	Hearsay 8+10%	Quince 8+15%	Docket 8+20%	Progress Epu 6
Beep 6	Highline 8+10%	Raft 8+5%	Domain 8	Rein II 6
Beta 6	Hitch 7	Reveal 8+15%	Etude 8+20%	Row 6
Bobby 2	Hop 8	Revolve 8+20%	Evolve 8+15%	Sidestep 8+5%
Boom II 6	Hue 5	Riga 8+15%	Faux Felt 7	Silica 8
Borders 8+15%	Insight 2	Ring 8	Faux Mo 7	Silica Andy 8+5%
Boxcar 8+10%	Interim 8+10%	Rise 5	Flock 7	Silica Arc 8+5%
Brink 8	Interlock (call OCI)	Rivet 5	Gatsby 8+5%	Silica Bauble 8+5%
Brisk 8+10%	Intermix II 7	Rubato 8+10%	Hobnob 6	Silica Bracket 8+5%
Build 7	Iota 8	Rush Hour 8+10%	Infinity C-Zero 5	Silica Checker 8+5%
Buoy 8+5%	Jetney 8	Sail 8+20%	Infusion 8	Silica Chopsticks 8+5%
Cairns 8+20%	Jot 5	Scrabble 5	Kayak 8+20%	Silica Compass 8+5%
Camber 8+15%	Journal 8+15%	Site Line 8+20%	Keynote 7	Silica Cusp 8+5%
Carlo (call OCI)	Kindle 8	Sketching Air (call OCI)	Kit 7	Silica Deflect 8+5%
Centric 8+15%	Kinney 5	Skip 5	Marathon C-Zero 5	Silica Effloresce 8+5%
Chipper 8+10%	Knack 4	Slice 5	Millennium C-Zero 5	Silica Etc. 8
Chromatic 8	Lateral 8	Small Tank 8+10%	Oath 8	Silica Fiona 8+5%
Cityscape 8+20%	Ledge 7	Solace 6	Odyssey C-Zero 5	Silica Flick 8+5%
Civil 8+5%	Lella 8+15%	Spontaneous 8+10%	Phase 8+15%	Silica Fritz 8+5%
Clang 6	Lens 5	Starboard 8+10%	Reverb 8+10%	Silica Gadget 8+5%
Climb 8+10%	Level 8	Story 8+20%	Roster 8+15%	Silica Hiatus 8+5%
Collect 7	Lina (call OCI)	Stroll 5	Score 7	Silica Hoop 8+5%
Colowheel 8	Lineup 4	Strum 8	Shuttle 7	Silica Jig 8+5%
Croquet 8+10%	Lloyd (call OCI)	Strut 6	Solitaire 6	Silica Kip 8+5%
Crossing Colors (call OCI)	Lore 8+10%	Sunny 8	Sport 6	Silica Leather 8
Cube 8+5%	Lucio (call OCI)	Swim 5	Synergy 6	Silica Likely 8+5%
Culture 7	Ludwig (call OCI)	Syntax 5	Tag 8+5%	Silica Motive 8+5%
Current 5	Mandala 8	Tack 5	Tradition C-Zero 5	Silica Reach 8+5%
Cutout (call OCI)	Mapping Ideas (call OCI)	Tactic 8+20%	Trefoil 8	Silica Roam 8+5%
Dart 5	Marcel (call OCI)	Tech Weave (call OCI)	Trilogy 7	Silica Scout 8+5%
Dash 8+5%	Memory (call OCI)	Tesla 8+5%	Viva II 8	Silica Spoke 8+5%
Dayspell 8+5%	Nagoya 8+20%	Tilt 8	Waver 7	Silica Strata 8+5%
Decode 4	Nimble 8+20%	Toggle 4		Silica Stride 8+5%
Delve 8	Ohs II 8+15%	Traction 8+15%	Coated Fabrics	Silica Tao 8+5%
Dive 8	Origin 2	Trapeze 8+10%	Beeline Epu 4	Silica Tech 8
Drawing Line 8+5%	Otto 6	Trvia 8+10%	Canter Epu 4	Silica Thatch 8+5%
Drift 8+5%	Painting Stroke 8+15%	Tufted 8+15%	Acoustic 8+5%	Silica Today
Ebb 8+5%	Panorama 8+15%	Turin 8+20%	Agora II 6	Here Now 8+5%
Edison 8+10%	Pantheon 8+15%	Uplift 8	Archer 8+5%	Silica Triad 8
Embark 8	Parable 8+15%	Veer 8	Bravo II 8	Silica Waltz 8+5%
Epic 3	Parenthesis 2	Via 3	Cashmere II 7	Stamp Epu 7
Essay 8+10%	Pax 8+5%	Vox 4	Chime Epu 7	Sublime II 7
Explore 8+15%	Perk 2	Wander 8+5%	Club Epu 7	Tact II 8+10%
Expo 2	Photon 8+10%	Weaving Palettes 8+10%	Cycle 7	Tanner 5
Fleet 8	Phrase 8+5%	Well Well Well (call OCI)	Echo II 6	Tetra 6
Float 5	Pierre (call OCI)	Whim 8+5%	Endurance Epu 6	Tribe CV 6
Flow 8+5%	Ping 6	Why Why Why (call OCI)	Eon Epu 6	Vanguard CV 6
Flux 8+15%	Pique 6	Widget 3	Evo CV 5	Velocity 7
Focal 5	Places Spaces		Foray 7	Vertu Epu 7
Fold 8+20%	Faces (call OCI)		Fringe 7	Whit Epu 6
			Groove Epu 6	Zipped 8+10%

Refer to terms and conditions for general information regarding fabrics, finishes, warranty, freight, complete condition of sales and more.

Effective Date: 5/1/2022 | ociseating.com



# SYMPHONY | Reception Seating

## Product Features:

- Engineered Solid Alder Hardwood Frames
- Fixed Seat Cushion With Steel Sinuous Spring Suspension
- High Resilient Long Lasting Polyfoam
- Wood Legs Standard in 18 Finishes
- Chrome, Satin Nickel or Black (3") Legs Optional \$105 list
- Front Leg Caster Optional
- Tablet Arm Option Available with Side Stow
- 300 LB Test Rating
- 4 Different Styles of Free Standing Tables (pages 38, 39)




## OCI Seating Finishes:

Mahogany, Summit Cherry, Dark Cherry, Clear Maple, Pacific Cherry, OFS Cherry, Summit Maple, OCI Jade, OCI Espresso, Walnut, Cognac, OCI Light Cherry, Black Lacquer, CI Honey, CI Cherry, OCI Café, Slate Grey & Smoke Grey

**Optional Power Unit** consists of 1 power module and 2 USB ports. Six foot power cord is standard. Silver flush mounted cover plate. Units will be located on right front as seated unless otherwise specified.



Refer to page 6 for New OCI SEATING Freight Program.

Model	Description	FABRIC / LEATHER GRADES									
		1 COM	2	3 COL	4	5	6	7	8	L1	L2
 <b>500</b> <b>Club Chair</b> 31.5 W x 34 D x 34 H Seat: 22 W x 21.5 D Seat Height: 19 Arm Height: 26 COM: 4 yds. Carton: 24 Cu. Ft. Ship Weight: 62 lbs.	1700	1860	2015	2120	2280	2435	2540	2700	2330	2855	
 <b>502</b> <b>Love Seat</b> 57.5 W x 34 D x 34 H Seat: 48 W x 21.5 D Seat Height: 19 Arm Height: 26 COM: 6 yds. Carton: 43 Cu. Ft. Ship Weight: 99 lbs.	2250	2540	2655	2830	3015	3225	3460	3645	3235	4440	
 <b>503</b> <b>Sofa</b> 79.5 W x 34 D x 34 H Seat: 70 W x 21.5 D Seat Height: 19 Arm Height: 26 COM: 8 yds. Carton: 58 Cu. Ft. Ship Weight: 122 lbs.	2920	3265	3355	3580	3835	4135	4455	4690	3930	5510	

## Optional / Upgrades

Solid Wood Tablet Arm with Side Stow	\$550 List
500C - Front Caster Option	\$100 List
500CL - Chrome, Satin Nickel or Black (3") Legs Option	\$105 List
Contrasting Welt	\$95 List
Power Unit	\$395 List

- When combining material of different grades, use the higher grade. When combining materials of the same grade, Two Tone \$75 List.
- Custom wood finishes available upon request - add \$225 Net per color.

# FLAIR | Reception Seating

## Product Features:

- Engineered Solid Alder Hardwood Frames
- Fixed Seat Cushion With Steel Sinuous Spring Suspension
- High Resilient Long Lasting Polyfoam
- Wood Legs Standard in 18 Finishes
- Chrome Legs Optional
- 300 LB Test Rating
- 4 Different Styles of Free Standing Tables (pages 38, 39)


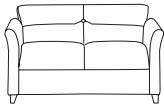
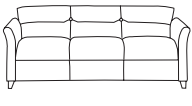
## OCI Seating Finishes:

Mahogany, Summit Cherry, Dark Cherry, Clear Maple, Pacific Cherry, OFS Cherry, Summit Maple, OCI Jade, OCI Espresso, Walnut, Cognac, OCI Light Cherry, Black Lacquer, CI Honey, CI Cherry, OCI Café, Slate Grey & Smoke Grey

**Optional Power Unit** consists of 1 power module and 2 USB ports. Six foot power cord is standard. Silver flush mounted cover plate. Units will be located on right front as seated unless otherwise specified.



Refer to page 6 for New OCI SEATING Freight Program.

Model	Description	FABRIC / LEATHER GRADES									
		1 COM	2	3 COL	4	5	6	7	8	L1	L2
510 	<b>Club Chair</b> 31.25 W x 30 D x 30.5 H Seat: 21.5 W x 20.25 D Seat Height: 19.25 Arm Height: 25.75 COM: 4 yds. Carton: 24 Cu. Ft. Ship Weight: 64 lbs.	1860	2030	2125	2245	2380	2545	2675	2805	2595	3435
512 	<b>Love Seat</b> 54 W x 30 D x 30.5 H Seat: 44.25 W x 20.25 D Seat Height: 19.25 Arm Height: 25.75 COM: 6 yds. Carton: 43 Cu. Ft. Ship Weight: 99 lbs.	2660	2925	3065	3240	3425	3605	3895	4020	3605	4760
513 	<b>Sofa</b> 76.5 W x 31 D x 30.5 H Seat: 66 W x 20.25 D Seat Height: 19.25 Arm Height: 25.75 COM: 7.5 yds. Carton: 58 Cu. Ft. Ship Weight: 121 lbs.	3110	3455	3585	3840	4070	4365	4685	4925	4370	5840

## Optional / Upgrades

510CL - Chrome Legs	\$105 List
Contrasting Welt	\$95 List
Power Unit	\$395 List

- When combining material of different grades, use the higher grade. When combining materials of the same grade, Two Tone \$75 List.
- Custom wood finishes available upon request - add \$225 Net per color.

# EDGE | Reception Seating

## Product Features:

- Engineered Solid Alder Hardwood Frames
- Fixed Seat Cushion With Steel Sinuous Spring Suspension
- High Resilient Long Lasting Polyfoam
- Wood Legs Standard in 18 Finishes
- Chrome Legs Optional
- 300 LB Test Rating
- 4 Different Styles of Free Standing Tables (pages 38, 39)

## OCI Seating Finishes:

Mahogany, Summit Cherry, Dark Cherry, Clear Maple, Pacific Cherry, OFS Cherry, Summit Maple, OCI Jade, OCI Espresso, Walnut, Cognac, OCI Light Cherry, Black Lacquer, CI Honey, CI Cherry, OCI Café, Slate Grey & Smoke Grey



Refer to page 6 for New OCI SEATING Freight Program.

Model	Description	FABRIC / LEATHER GRADES									
		1 COM	2	3 COL	4	5	6	7	8	L1	L2
540	<b>Club Chair</b> 32.5 W x 30.5 D x 31 H Seat: 23 W x 20.25 D Seat Height: 19 Arm Height: 25.25 COM: 3.75 yds. Carton: 24 Cu. Ft. Ship Weight: 64 lbs.	1820	2010	2105	2225	2360	2525	2655	2785	2575	3310
542	<b>Love Seat</b> 55 W x 30.5 D x 31 H Seat: 45 W x 20.25 D Seat Height: 19 Arm Height: 25.25 COM: 6 yds. Carton: 43 Cu. Ft. Ship Weight: 95 lbs.	2490	2755	2895	3070	3255	3435	3725	3850	3435	4590
543	<b>Sofa</b> 78.25 W x 30.5 D x 31 H Seat: 68 W x 20.25 D Seat Height: 19 Arm Height: 25.25 COM: 7.5 yds. Carton: 58 Cu. Ft. Ship Weight: 117 lbs.	3030	3375	3505	3760	3990	4285	4605	4845	4290	5760
544	<b>Ottoman</b> 20 W x 20 D x 16 H COM: 1.25 yds. Carton: 5.5 Cu. Ft. Ship Weight: 25 lbs.	980	1035	1085	1155	1245	1270	1325	1350	NA	1505

## Optional / Upgrades

540CL Chrome Legs \$105 List

- When combining material of different grades, use the higher grade. When combining materials of the same grade, Two Tone \$75 List.
- Custom wood finishes available upon request - add \$225 Net per color.

# FLUX | Modular / Reception Seating

2020 GIZA  
TECHNOLOGIES | STUDIO

## Product Features:

- Engineered Solid Alder Hardwood Frames
- 2 Piece Separate Seat and Back with Web Suspension
- High Resilient Long Lasting Polyfoam
- Chrome, Satin Nickel or Black (3") Legs
- Gangable Options
- 300 LB Test Rating
- Choose From Two Different Table Styles




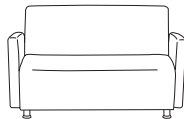

Mahogany, Summit Cherry, Dark Cherry, Clear Maple, Pacific Cherry, OFS Cherry, Summit Maple, OCI Jade, OCI Espresso, Walnut, Cognac, OCI Light Cherry, Black Lacquer, CI Honey, CI Cherry, OCI Café, Slate Grey & Smoke Grey

**Optional Power Unit** consists of 1 power module and 2 USB ports. Six foot power cord is standard. Silver flush mounted cover plate. Units will be located on right front as seated unless otherwise specified.



## OCI Seating Finishes:

Refer to page 6 for New OCI SEATING Freight Program.

Model	Description	FABRIC / LEATHER GRADES									
		1 COM	2	3 COL	4	5	6	7	8	L1	L2
550C 	<b>Club Chair</b> 30 W x 29 D x 33.5 H Seat: 24.75 W x 21.5 D Seat Height: 19 Arm Height: 26 COM: 4.25 yds. Carton: 24 Cu. Ft. Ship Weight: 65 lbs.	1750	1910	2065	2170	2330	2485	2590	2750	NA	2905
550 	<b>Armless</b> 25 W x 29 D x 33.5 H Seat: 25 W x 21.5 D Seat Height: 19 COM: 2.75 yds. Carton: 17 Cu. Ft. Ship Weight: 46 lbs.	1410	1545	1630	1680	1735	1780	1965	2075	NA	2355
550L/R 	<b>Left or Right</b> 28 W x 29 D x 33.5 H Seat: 24.75 W x 21.5 D Seat Height: 19 Arm Height: 26 COM: 3.5 yds. Carton: 24 Cu. Ft. Ship Weight: 57 lbs.	1570	1740	1835	1955	2090	2255	2385	2515	NA	3145
552C 	<b>Love Seat</b> 53 W x 29 D x 33.5 H Seat: 47 W x 21.5 D Seat Height: 19 Arm Height: 26 COM: 5.5 yds. Carton: 43 Cu. Ft. Ship Weight: 98 lbs.	2320	2610	2725	2900	3085	3265	3555	3680	NA	4210
552 	<b>Armless</b> 48 W x 29 D x 33.5 H Seat: 48 W x 21.5 D Seat Height: 19 COM: 4.25 yds. Carton: 43 Cu. Ft. Ship Weight: 68 lbs.	1990	2160	2255	2375	2510	2675	2805	2935	NA	3250

## Optional / Upgrades

Unite Ganging Bracket	\$120 List
Ganging Bracket	\$100 List
Power Unit	\$395 List
Solid Wood Tablet Arm with Side Stow	\$550 List

- When combining material of different grades, use the higher grade.
- When combining materials of the same grade, Two Tone \$75 List.
- Custom wood finishes available upon request  
- add \$225 Net per color.

**Important Note:** Please include a layout drawing with your order so we can help you specify left, right or left and right ganging along with any information of applying special fabrics in the absence of specific fabric instructions, OCI reserves the right to upholster units at our discretion.

Refer to terms and conditions for general information regarding fabrics, finishes, warranty, freight, complete condition of sales and more.

Effective Date: 5/1/2022 | ociseating.com



# FLUX | Modular / Reception Seating

## Product Features:

- Engineered Solid Alder Hardwood Frames
- 2 Piece Separate Seat and Back with Web Suspension
- High Resilient Long Lasting Polyfoam
- Chrome, Satin Nickel or Black (3") Legs
- Gangable Options
- 300 LB Test Rating
- Choose From Two Different Table Styles

Mahogany, Summit Cherry, Dark Cherry, Clear Maple, Pacific Cherry, OFS Cherry, Summit Maple, OCI Jade, OCI Espresso, Walnut, Cognac, OCI Light Cherry, Black Lacquer, CI Honey, CI Cherry, OCI Café, Slate Grey & Smoke Grey



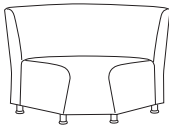

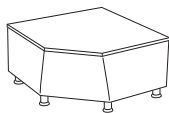
**Optional Power Unit** consists of 1 power module and 2 USB ports. Six foot power cord is standard. Silver flush mounted cover plate. Units will be located on right front as seated unless otherwise specified.

2020 GIZA TECHNOLOGIES & STUDIO



## OCI Seating Finishes:

Refer to page 6 for New OCI SEATING Freight Program.

Model	Description	FABRIC / LEATHER GRADES									
		1 COM	2	3 COL	4	5	6	7	8	L1	L2
552L/R	<b>Left or Right</b> 51 W x 29 D x 33.5 H Seat: 47.5 W x 21.5 D Seat Height: 19 Arm Height: 26 COM: 4.75 yds. Carton: 43 Cu. Ft. Ship Weight: 77 lbs.	2190	2400	2505	2640	2820	2955	3135	3345	NA	4290
											
550W	<b>Wedge</b> 30 W x 35 D x 33.5 H Seat: 22 W x 21.5 D Seat Height: 19 COM: 3.25 yds. Carton: 43 Cu. Ft. Ship Weight: 46 lbs.	1660	1830	1925	2045	2180	2345	2475	2605	NA	3235
											
550CW	<b>Corner Wedge</b> 52 W x 31 D x 33.5 H Seat: 24.75 W x 21.5 D Seat Height: 19 COM: 5 yds. Carton: 43 Cu. Ft. Ship Weight: 85 lbs.	2210	2475	2615	2790	2975	3155	3445	3570	NA	4835
											
550IT	<b>Inner Table</b> 24 W x 24 D x 16 H COM: 1 yds. Carton: 9 Cu. Ft. Ship Weight: 47 lbs.	1320	1380	1450	1475	1550	1575	1610	1665	NA	1795
											
550CT	<b>Corner Table</b> 30 W x 30 D x 16 H COM: 1.5 yds. Carton: 11 Cu. Ft. Ship Weight: 55 lbs.	1660	1750	1805	1870	1975	2030	2110	2160	NA	2215
											
	<b>When space planning, allow 39" x 39" from corner</b>										

## Optional / Upgrades

Unite Ganging Bracket	\$120 List
Ganging Bracket	\$100 List
Power Unit	\$395 List
Solid Wood Tablet Arm with Side Stow	\$550 List

Refer to terms and conditions for general information regarding fabrics, finishes, warranty, freight, complete condition of sales and more.

Effective Date: 5/11/2022 | ociseating.com

# TUX | Reception Seating

2020 GIZA  
TECHNOLOGIES & STUDIO

## Product Features:

- Engineered Solid Alder Hardwood Frames
- Separate Seat Cushion With Steel Sinuous Spring Suspension
- High Resilient Long Lasting Polyfoam
- Standard Chrome, Black Leg Option
- Tablet Arm Option Available with Side Stow
- 300 LB Test Rating
- 4 Different Styles of Free Standing Tables (pages 38, 39)

## OCI Seating Finishes:

Mahogany, Summit Cherry, Dark Cherry, Clear Maple, Pacific Cherry, OFS Cherry, Summit Maple, OCI Jade, OCI Espresso, Walnut, Cognac, OCI Light Cherry, Black Lacquer, CI Honey, CI Cherry, OCI Café, Slate Grey & Smoke Grey

**Optional Power Unit** consists of 1 power module and 2 USB ports. Six foot power cord is standard. Silver flush mounted cover plate. Units will be located on right front as seated unless otherwise specified.



Refer to page 6 for New OCI SEATING Freight Program.

Model	Description	FABRIC / LEATHER GRADES									
		1 COM	2	3 COL	4	5	6	7	8	L1	L2
560	<b>Club Chair</b> 31 W x 30.5 D x 33.5 H Seat: 23.25 W x 20.5 D Seat Height: 18 Arm Height: 27 COM: 5 yds. Carton: 24 Cu. Ft. Ship Weight: 70 lbs.	1970	2160	2260	2380	2525	2690	2840	2970	2760	4125
562	<b>Love Seat</b> 56.25 W x 30.5 D x 33.5 H Seat: 48.5 W x 20.5 D Seat Height: 18 Arm Height: 27 COM: 7.5 yds. Carton: 43 Cu. Ft. Ship Weight: 112 lbs.	2730	3075	3205	3460	3690	3985	4305	4545	3990	5355
563	<b>Sofa</b> 78.5 W x 30.5 D x 33.5 H Seat: 70.5 W x 20.5 D Seat Height: 18 Arm Height: 27 COM: 10 yds. Carton: 58 Cu. Ft. Ship Weight: 137 lbs.	3210	3710	3815	4105	4395	4575	4995	5305	5100	6570

## Optional / Upgrades

Choose from Chrome or Black Leg Option	No Charge
Solid Wood Tablet Arm with Side Stow	\$550 List
Power Unit	\$395 List

- When combining material of different grades, use the higher grade. When combining materials of the same grade, Two Tone \$75 List.

Refer to terms and conditions for general information regarding fabrics, finishes, warranty, freight, complete condition of sales and more.

Effective Date: 5/1/2022 | ociseating.com

# IMPERIAL | Reception Seating

## Product Features:

- Engineered Solid Alder Hardwood Frames
- Fixed Seat Cushion With Steel Sinuous Spring Suspension
- High Resilient Long Lasting Polyfoam
- Wood Legs Standard in 18 Finishes
- Tablet Arm Option Available with Side Stow
- Choose From Plain Back or Two Different Sewing Patterns (CS-Cross Stitch or HS-Horizontal Stitch)
- 4 Different Styles of Free Standing Tables (pages 38, 39)
- 300 LB Test Rating

## OCI Seating Finishes:

Mahogany, Summit Cherry, Dark Cherry, Clear Maple, Pacific Cherry, OFS Cherry, Summit Maple, OCI Jade, OCI Espresso, Walnut, Cognac, OCI Light Cherry, Black Lacquer, CI Honey, CI Cherry, OCI Café, Slate Grey & Smoke Grey

**Optional Power Unit** consists of 1 power module and 2 USB ports. Six foot power cord is standard. Silver flush mounted cover plate. Units will be located on right front as seated unless otherwise specified.



Refer to page 6 for New OCI SEATING Freight Program.

Model	Description	FABRIC / LEATHER GRADES									
		1 COM	2	3 COL	4	5	6	7	8	L1	L2
570	<b>Club Chair</b> 30.5 W x 31.75 D x 36 H Seat: 21.75 W x 20 D Seat Height: 19 Arm Height: 26 COM: 4.25 yds. Carton: 24 Cu. Ft. Ship Weight: 65 lbs.	2030	2200	2295	2415	2550	2715	2845	2975	2765	3605
572	<b>Love Seat</b> 64 W x 31.75 D x 36 H Seat: 55 W x 20 D Seat Height: 19 Arm Height: 26 COM: 7 yds. Carton: 43 Cu. Ft. Ship Weight: 107 lbs.	2760	3075	3175	3445	3655	3915	4225	4440	4020	5280

## Optional / Upgrades

Solid Wood Tablet Arm with Side Stow	\$550 List
Power Unit	\$395 List

- When combining material of different grades, use the higher grade. When combining materials of the same grade, Two Tone \$75 List.
- Custom wood finishes available upon request - add \$225 Net per color.

# TAHOE | Reception Seating

## Product Features:

- Engineered Solid Alder Hardwood Frames
- Fixed Seat Cushion With Steel Sinuous Spring Suspension
- High Resilient Long Lasting Polyfoam
- Chrome, or Satin Nickel Leg Standard
- Mobile Front Caster Option with Satin Nickel Back Handle
- Tablet Arm Option Available with Side Stow
- 300 LB Test Rating
- 4 Different Styles of Free Standing Tables (pages 38, 39)

## OCI Seating Finishes:

Mahogany, Summit Cherry, Dark Cherry, Clear Maple, Pacific Cherry, OFS Cherry, Summit Maple, OCI Jade, OCI Espresso, Walnut, Cognac, OCI Light Cherry, Black Lacquer, CI Honey, CI Cherry, OCI Café, Slate Grey & Smoke Grey

**Optional Power Unit** consists of 1 power module and 2 USB ports. Six foot power cord is standard. Silver flush mounted cover plate. Units will be located on right front as seated unless otherwise specified.



Refer to page 6 for New OCI SEATING Freight Program.

Model	Description	FABRIC / LEATHER GRADES									
		1 COM	2	3 COL	4	5	6	7	8	L1	L2
590	<b>Club Chair</b> 31.5 W x 31 D x 33.5 H Seat: 22.75 W x 21.25 D Seat Height: 19 Arm Height: 25.24 COM: 4.25 yds. Carton: 24 Cu. Ft. Ship Weight: 73 lbs.	1860	2030	2125	2245	2380	2545	2675	2805	2650	3435
592	<b>Love Seat</b> 64 W x 31.75 D x 36 H Seat: 55 W x 20 D Seat Height: 19 Arm Height: 25.24 COM: 6.75 yds. Carton: 43 Cu. Ft. Ship Weight: 107 lbs.	2590	2905	3005	3275	3485	3745	4055	4270	3850	5110

## Optional / Upgrades

Choose from Chrome or Satin Nickel Legs	No Charge
Solid Wood Tablet Arm with Side Stow	\$550 List
590 Mobile with Front Casters & Satin Nickel Back Handle	\$225 List
Power Unit	\$395 List

- When combining material of different grades, use the higher grade. When combining materials of the same grade, Two Tone \$75 List.



# HARMONY | Reception Seating

2020 GIZA  
TECHNOLOGIES & STUDIO

## Product Features:



- Engineered Solid Alder Hardwood Frames
- Fixed Seat Cushion With Steel Sinuous Spring Suspension
- High Resilient Long Lasting Polyfoam
- Standard Black Wood Legs
- Chrome or Satin Nickel Legs Optional
- Tablet Arm Option Available with Side Stow
- 300 LB Test Rating
- 4 Different Styles of Free Standing Tables (pages 38, 39)

## OCI Seating Finishes:

Mahogany, Summit Cherry, Dark Cherry, Clear Maple, Pacific Cherry, OFS Cherry, Summit Maple, OCI Jade, OCI Espresso, Walnut, Cognac, OCI Light Cherry, Black Lacquer, CI Honey, CI Cherry, OCI Café, Slate Grey & Smoke Grey



Refer to page 6 for New OCI SEATING Freight Program.

Model	Description	FABRIC / LEATHER GRADES									
		1 COM	2	3 COL	4	5	6	7	8	L1	L2
<b>610</b> 	<b>Club Chair</b> 31.5 W x 30 D x 31.5 H Seat: 19.25 W x 20.25 D Seat Height: 19 Arm Height: 23.5 COM: 3.75 yds. Carton: 24 Cu. Ft. Ship Weight: 70 lbs.	1465	1635	1730	1850	1985	2150	2280	2410	NA	3040
<b>613</b> 	<b>Sofa</b> 75.25 W x 30 D x 31.25 H Seat: 55 W x 20.25 D Seat Height: 19 Arm Height: 23.5 COM: 7 yds. Carton: 43 Cu. Ft. Ship Weight: 153 lbs.	3100	3415	3515	3785	3995	4255	4565	4780	NA	5740

## Optional / Upgrades

Solid Wood Tablet Arm with Side Stow (Includes Alteration to Arms)	\$750 List
Chrome or Satin Nickel Leg Option - 610CL	\$150 List
Optional Wood Leg Finishes	\$150 List

- When combining material of different grades, use the higher grade. When combining materials of the same grade, Two Tone \$75 List.

# TUX LITE | Reception Seating

## Product Features:

- Engineered Solid Alder Hardwood Frames
- Fixed Seat Cushion With Steel Sinuous Spring Suspension
- High Resilient Long Lasting Polyfoam
- Standard Brushed Silver Legs
- Wood Legs in 18 Finishes Optional
- Chrome Sled Base Optional
- Tablet Arm Option Available with Side Stow
- 300 LB Test Rating
- 4 Different Styles of Free Standing Tables (pages 38, 39)


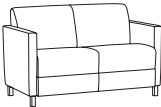
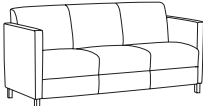
## OCI Seating Finishes:

Mahogany, Summit Cherry, Dark Cherry, Clear Maple, Pacific Cherry, OFS Cherry, Summit Maple, OCI Jade, OCI Espresso, Walnut, Cognac, OCI Light Cherry, Black Lacquer, CI Honey, CI Cherry, OCI Café, Slate Grey & Smoke Grey

**Optional Power Unit** consists of 1 power module and 2 USB ports. Six foot power cord is standard. Silver flush mounted cover plate. Units will be located on right front as seated unless otherwise specified.



Refer to page 6 for New OCI SEATING Freight Program.

Model	Description	FABRIC / LEATHER GRADES									
		1 COM	2	3 COL	4	5	6	7	8	L1	L2
710 	<b>Club Chair</b> 28.5 W x 30 D x 34.25 H Seat: 22.25 W x 20.75 D Seat Height: 18.5 Arm Height: 26.75 COM: 4 yds. Carton: 24 Cu. Ft. Ship Weight: 68 lbs.	1525	1735	1840	1945	2105	2255	2365	2525	NA	2815
712 	<b>Love Seat</b> 55 W x 30 D x 34.25 H Seat: 47.75 W x 20.75 D Seat Height: 18.5 Arm Height: 26.75 COM: 5.5 yds. Carton: 43 Cu. Ft. Ship Weight: 106 lbs.	2530	2795	2925	3085	3265	3475	3635	3790	NA	4315
713 	<b>Sofa</b> 72.75 W x 30 D x 34.25 H Seat: 65.75 W x 20.75 D Seat Height: 18.5 Arm Height: 26.75 COM: 7 yds. Carton: 97 Cu. Ft. Ship Weight: 125 lbs.	3200	3490	3675	3930	4160	4455	4775	5015	NA	5590

## Optional / Upgrades

Solid Wood Tablet Arm with Side Stow	\$550 List
Wood Leg Option	\$150 List
Chrome Sled Base	\$425 List
Power Unit	\$395 List

- When combining material of different grades, use the higher grade. When combining materials of the same grade, Two Tone \$75 List.
- Custom wood finishes available upon request - add \$225 Net per color.



## Product Features:

---

- Lounge, Love Seat and Sofa Models
- 6" raised legs allow for easy cleaning
- Complementing tables available
- Metal Base available in Chrome, Silver and Black
- Wood Tablet Option available in solid wood
- Power Unit Option available
- Starting List Price \$1,780
- 300 LB Test Rating

### Standard Metal Base Finishes:

- C - Chrome
- S - Silver

### Optional Metal Base Finish:

- B - Black \$30 List

### Optional / Upgrades

---

Solid Wood Tablet Arm with Side Stow	\$550 List
Power Unit (2 USB, 1 Plug)	\$395 List
Cup Holder	\$195 List

Refer to page 6 for New OCI SEATING Freight Program.

# MASSO | Reception Seating

## Product Features:

- Lounge, Love Seat and Sofa Models
- 6" raised legs allow for easy cleaning
- Complementing tables available
- Metal Base available in Chrome, Silver and Black
- Wood Tablet Option available in solid wood
- Power Unit Option available
- Starting List Price \$1,780
- 300 LB Test Rating

## Standard Metal Base Finishes:

- C - Chrome
- S - Silver



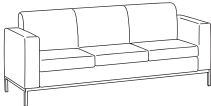
## Optional Metal Base Finish:

- B - Black - \$30 List

2020 GIZA  
TECHNOLOGIES | STUDIO



Refer to page 6 for New OCI SEATING Freight Program.

Model	Description	FABRIC / LEATHER GRADES								
		1 COM	2	3 COL	4	5	6	7	8	L2
<b>2001</b> 	<b>Lounge Chair</b> 35 W x 32 D x 34 H Seat: 22 W x 20.5 D Seat Height: 17.5 Arm Height: 27.5 COM: 4.25 yds. Carton: 25 Cu. Ft. Ship Weight: 68 lbs.	1780	1965	2095	2180	2335	2465	2595	2755	3455
<b>2002</b> 	<b>Love Seat</b> 61 W x 32 D x 34 H Seat: 48 W x 20.5 D Seat Height: 17.5 Arm Height: 27.5 COM: 6 yds. Carton: 44 Cu. Ft. Ship Weight: 97 lbs.	2580	2845	2985	3160	3345	3525	3815	3940	5410
<b>2003</b> 	<b>Sofa</b> 82 W x 32 D x 34 H Seat: 69 W x 20.5 D Seat Height: 17.5 Arm Height: 27.5 COM: 7.75 yds. Carton: 58 Cu. Ft. Ship Weight: 127 lbs.	3300	3665	3775	4065	4340	4635	4930	5245	6975

## Optional / Upgrades

Solid Wood Tablet Arm with Side Stow	\$550 List
Power Unit (2 USB, 1 Plug)	\$395 List
Cup Holder	\$195 List

- When combining material of different grades, use the higher grade.  
When combining materials of the same grade, Two Tone \$75 List.





## Product Features:

---

- Square, Round and Rectangular top shapes
- Designed to coordinate with Masso Seating Line
- Laminate and Veneer top material options
- Laminate and Veneer tops are .75" thick
- Laminate available in 6 standard colors
- For custom Laminate or Veneer options pre-approval is required. Please contact customer service.
- Veneer available in all standard OCI finishes on Maple. Please refer to our website for current veneer colors
- Standard laminate top finishes comes standard with matching PVC edge color
- For veneer tops, edge will match top finish color, unless specified
- Square metal legs available in 3 finishes Chrome, Silver and Black
- All dimensions are nominal
- Tables available in 17" and 20" heights
- Refer to terms and conditions for general information, finishes, warranty, freight and complete terms and condition of sales and more.

### Standard Metal Leg Finishes:

- C - Chrome
- S - Silver

### Optional Metal Leg Finish:

- B - Black - \$30 List

### Standard Laminate Finishes:

- White
- Black
- Fog
- Bleached Legno
- Millennium Oak
- Weathered Ash

## Optional / Upgrades

---

**For Custom Laminate or Custom Finish on Veneer  
Please call for Special Pricing**

Refer to page 6 for New OCI SEATING Freight Program.

# MASSO | Occasional Tables

## Product Features:

- Square, Round and Rectangular top shapes
- Designed to coordinate with Masso Seating Line
- Laminate and Veneer top material options
- Laminate and Veneer tops are .75" thick
- Laminate available in 6 standard colors
- For custom Laminate or Veneer options pre-approval is required.  
Please contact customer service.
- Veneer available in all standard OCI finishes on Maple.  
Please refer to our website for current veneer colors
- Standard laminate top finishes comes standard with matching PVC edge color
- For veneer tops, edge will match top finish color, unless specified
- Square metal legs available in 3 finishes Chrome, Silver and Black
- All dimensions are nominal

- Tables available in 17" and 20" heights
- Refer to terms and conditions for general information, finishes, warranty, freight and complete terms and condition of sales and more.

## Standard Metal Leg Finishes:

- C - Chrome
- S - Silver

## Optional Metal Leg Finish:






- B - Black - \$30 List

## Standard Laminate Finishes:

- White
- Black
- Fog
- Bleached Legno
- Millennium Oak
- Weathered Ash



Refer to page 6 for New OCI SEATING Freight Program.

Table Shape	Model	Description	Laminate Top (-L)	Veneer Top (-V)	
<b>Square</b>    	TMK222217	22 W x 22 D x 17 H Ship Weight: 16 lbs. Carton: 8 Cu. Ft.	855	895	
	TMK222220	22 W x 22 D x 20 H Ship Weight: 18 lbs. Carton: 8 Cu. Ft.	870	910	
	TMK303017	30 W x 30 D x 17 H Ship Weight: 30 lbs. Carton: 14 Cu. Ft.	1060	1100	
	TMK303020	30 W x 30 D x 20 H Ship Weight: 32 lbs. Carton: 14 Cu. Ft.	1075	1120	
	<b>Round</b>    	TMK2217	22 Dia x 17 H Ship Weight: 16 lbs. Carton: 8 Cu. Ft.	895	935
		TMK2220	22 Dia x 20 H Ship Weight: 18 lbs. Carton: 8 Cu. Ft.	910	950
TMK3017		30 Dia x 17 H Ship Weight: 30 lbs. Carton: 14 Cu. Ft.	1350	1415	
TMK3020		30 Dia x 20 H Ship Weight: 32 lbs. Carton: 14 Cu. Ft.	1365	1430	
<b>Rectangular</b>  	TMK482017	48 W x 20 D x 17 H Ship Weight: 35 lbs. Carton: 14.6 Cu. Ft.	1150	1205	

## Optional / Upgrades

**For Custom Laminate or Custom Finish on Veneer  
Please call for Special Pricing**

Refer to terms and conditions for general information regarding fabrics, finishes, warranty, freight, complete condition of sales and more.

Effective Date: 5/1/2022 | ociseating.com



## Product Features:

---

- Lounge, Extended Lounge, Love Seat and Sofa in Arm and Armless Models
- 8" raised legs allow for easy cleaning
- Signature Metal Legs available in Chrome, Silver and Black
- Wood Tablet Option available for both Arm and Armless Models.  
Tablet Side Stow feature available on Arm Models only.
- Power Unit Option (2 USB, 1 Plug)
- 300 LB Test Rating

## Standard Metal Leg Finishes:

- C - Chrome
- S - Silver

## Optional Metal Leg Finish:

- B - Black - \$30 List

## Optional / Upgrades

---

Solid Wood Tablet Arm with Side Stow (Tablet Side Stow feature available on Arm Models Only)	\$550 List
Power Unit (2 USB, 1 Plug)	\$395 List

Refer to page 6 for New OCI SEATING Freight Program.

# INSTINT | Reception Seating

2020 IGIZA  
TECHNOLOGIES RSTUDIO

## Product Features:

- Lounge, Extended Lounge, Love Seat and Sofa in Arm and Armless Models
- 8" raised legs allow for easy cleaning
- Signature Metal Legs available in Chrome, Silver and Black
- Wood Tablet Option available for both Arm and Armless Models. Tablet Side Stow feature available on Arm Models only.

- Power Unit Option (2 USB, 1 Plug)
- 300 LB Test Rating

## Standard Metal Leg Finishes:




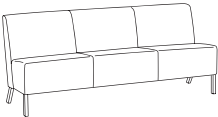
- C - Chrome
- S - Silver

## Optional Metal Leg Finish:

- B - Black - \$30 List



Refer to page 6 for New OCI SEATING Freight Program.

Model	Description	FABRIC / LEATHER GRADES								
		1 COM	2	3 COL	4	5	6	7	8	L2
 <p><b>2200</b> <b>Lounge Chair Armless</b> 22 W x 30 D x 32 H Seat: 22 W x 20 D Seat Height: 17.5 COM: 2 yds. Col: 33 Sq. Ft. Carton: 17.5 Cu. Ft. Ship Weight: 41 lbs.</p>	1510	1595	1670	1775	1880	1950	2060	2170	2875	
 <p><b>2201</b> <b>Lounge Chair Extended Seat Armless</b> 28 W x 30 D x 32 H Seat: 28 W x 20 D Seat Height: 17.5 COM: 2.25 yds. Col: 43 Sq. Ft. Carton: 23.5 Cu. Ft. Ship Weight: 45 lbs.</p>	1560	1645	1720	1825	1930	2000	2110	2220	2925	
 <p><b>2202</b> <b>Love Seat Armless</b> 49 W x 30 D x 32 H Seat: 49 W x 20 D Seat Height: 17.5 COM: 3.5 yds. Col: 69 Sq. Ft. Carton: 36 Cu. Ft. Ship Weight: 72 lbs.</p>	1990	2160	2255	2375	2510	2675	2805	2935	4090	
 <p><b>2203</b> <b>Sofa Armless</b> 70 W x 30 D x 32 H Seat: 70 W x 20 D Seat Height: 17.5 COM: 5 yds. Col: 104 Sq. Ft. Carton: 51 Cu. Ft. Ship Weight: 88 lbs.</p>	2550	2750	2895	3180	3385	3595	3915	4225	5175	

## Optional / Upgrades

Solid Wood Tablet with Telescopic Pole	\$550 List
Power Unit (2 USB, 1 Plug)	\$395 List

- When combining material of different grades, use the higher grade. When combining materials of the same grade, Two Tone \$75 List.

Refer to terms and conditions for general information regarding fabrics, finishes, warranty, freight, complete condition of sales and more.

Effective Date: 5/1/2022 | ociseating.com

# INSTINT | Reception Seating

**Product Features:**

- Lounge, Extended Lounge, Love Seat and Sofa in Arm and Armless Models
- 8" raised legs allow for easy cleaning
- Signature Metal Legs available in Chrome, Silver and Black
- Wood Tablet Option available for both Arm and Armless Models. Tablet Side Stow feature available on Arm Models only.

- Power Unit Option (2 USB, 1 Plug)
- 300 LB Test Rating

**Standard Metal Leg Finishes:**

- C - Chrome
- S - Silver




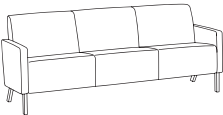
**Optional Metal Leg Finish:**

- B - Black -\$30 List

2020 GIZA  
TECHNOLOGIES & STUDIO



Refer to page 6 for New OCI SEATING Freight Program.

Model	Description	FABRIC / LEATHER GRADES								
		1 COM	2	3 COL	4	5	6	7	8	L2
 <p><b>2210</b> <b>Lounge Chair Arms</b> Seat: 22 W x 20 D Seat Height: 17.5 COM: 3.75 yds. Col: 74 Sq. Ft. Carton: 19 Cu. Ft. Ship Weight: 48 lbs.</p>	1690	1860	1955	2075	2210	2375	2480	2635	3265	
 <p><b>2211</b> <b>Lounge Chair Extended Seat Arms</b> 33 W x 30 D x 32 H Seat: 28 W x 20 D Seat Height: 17.5 COM: 4 yds. Col: 79 Sq. Ft. Carton: 26.5 Cu. Ft. Ship Weight: 52 lbs.</p>	1740	1925	2030	2160	2295	2475	2630	2840	3630	
 <p><b>2212</b> <b>Love Seat Arms</b> 54 W x 30 D x 32 D Seat: 49 W x 20 D Seat Height: 17.5 COM: 5.5 yds. Col: 110 Sq. Ft. Carton: 39 Cu. Ft. Ship Weight: 79 lbs.</p>	2170	2435	2575	2750	2935	3170	3485	3615	4480	
 <p><b>2213</b> <b>Sofa Arms</b> 75 W x 30 D x 32 H Seat: 70 W x 20 D Seat Height: 17.5 COM: 7 yds. Col: 145 Sq. Ft. Carton: 54 Cu. Ft. Ship Weight: 95 lbs.</p>	2730	3075	3205	3460	3690	3985	4305	4545	6195	

**Optional / Upgrades**

Solid Wood Tablet Arm with Side Stow	\$550 List
Power Unit (2 USB, 1 Plug)	\$395 List

- When combining material of different grades, use the higher grade. When combining materials of the same grade, Two Tone \$75 List.

# UNITE | Modular/Reception Seating



## Product Specifications:

- Engineered Solid Alder Hardwood Frames with Web Suspension
- A Modern and Interchangeable Design for Today's Collaborative Hospitality and Open Plan Environments
- Combine Curvilinear and Rectilinear Options Into a Configuration that Suits Your Space
- Left, Right or Armless Arm Options
- Standard Brushed Silver Legs
- Chrome, Satin Nickel or Black (3") Legs Optional
- Tablet Arm Option Available with Side Stow
- 3 Veneer Table Styles Available in 18 OCI Seating Finishes
- Seat, Bench and Ottomans (except round) Can be Specified with Power/USB Option
- 300 LB Test Rating

### OCI Seating Finishes:

Mahogany, Summit Cherry, Dark Cherry, Clear Maple, Pacific Cherry, OFS Cherry, Summit Maple, OCI Jade, OCI Espresso, Walnut, Cognac, OCI Light Cherry, Black Lacquer, CI Honey, CI Cherry, OCI Café, Slate Grey & Smoke Grey

**Optional Power Unit** consists of 1 power module and 2 USB ports. Six foot power cord is standard. Silver flush mounted cover plate. Units will be located on right front as seated unless otherwise specified.

## Optional / Upgrades

1001C Mobile Front Caster & Back Handle	\$225 List
Power Unit	\$395 List
Solid Wood Tablet Arm with Side Stow	\$550 List
Solid Wood Tablet with Telescopic Pole (see page 28)	\$550 List
Table Top Power Supply	\$725 List
Wood Legs in 18 Finishes	\$150 List
500CL Chrome, Satin Nickel or Black (3") Legs Option	\$105 List
Ganging Option	\$100 List

- When combining material of different grades, use the higher grade. When combining materials of the same grade, Two Tone \$75 List.

Refer to page 6 for New OCI SEATING Freight Program.



# UNITE | Modular/Reception Seating

## Product Features:

- Engineered Solid Alder Hardwood Frames with Web Suspension
- A Modern and Interchangeable Design for Today's Collaborative Hospitality and Open Plan Environments
- Combine Curvilinear and Rectilinear Options Into a Configuration that Suits Your Space
- Left, Right or Armless Arm Options
- Standard Brushed Silver Legs
- Chrome, Satin Nickel or Black (3") Legs Optional
- Tablet Arm Option Available with Side Stow
- 3 Veneer Table Styles Available in 18 OCI Seating Finishes

- Seat, Bench and Ottomans (except round) Can be Specified with Power/USB Option
- 300 LB Test Rating

## OCI Seating Finishes:





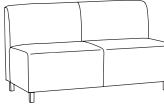
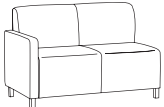
Mahogany, Summit Cherry, Dark Cherry, Clear Maple, Pacific Cherry, OFS Cherry, Summit Maple, OCI Jade, OCI Espresso, Walnut, Cognac, OCI Light Cherry, Black Lacquer, CI Honey, CI Cherry, OCI Café, Slate Grey & Smoke Grey

**Optional Power Unit** consists of 1 power module and 2 USB ports. Six foot power cord is standard. Silver flush mounted cover plate. Units will be located on right front as seated unless otherwise specified.

2020 GIZA  
TECHNOLOGIES & STUDIO



Refer to page 6 for New OCI SEATING Freight Program.

Model	Description	FABRIC / LEATHER GRADES									
		1 COM	2	3 COL	4	5	6	7	8	L1	L2
 <b>1001C</b>	<b>Club Chair</b> 31 W x 27 D x 33.5 H Seat: 23 W x 20.5 D Seat Height: 18 Arm Height: 25 COM: 4 yds. Carton: 24 Cu. Ft. Ship Weight: 61 lbs.	1840	2050	2155	2260	2420	2575	2680	2840	NA	3130
 <b>1001</b>	<b>Armless</b> 23 W x 27 D x 33.5 H Seat: 23 W x 20.5 D Seat Height: 18 Arm Height: NA COM: 2.75 yds. Carton: 24 Cu. Ft. Ship Weight: 39 lbs.	1590	1725	1810	1840	1935	2010	2145	2255	NA	2745
 <b>1001L/R</b>	<b>Left or Right</b> 27 W x 27 D x 33.5 H Seat: 23 W x 20.5 D Seat Height: 18 Arm Height: 25 COM: 3.25 yds. Carton: 24 Cu. Ft. Ship Weight: 51 lbs.	1700	1870	1965	2085	2220	2385	2515	2645	NA	2855
 <b>1002C</b> <b>1003C</b>	<b>Love Seat (48")</b> <b>Love Seat (60")</b> 56 / 68 W x 27 D x 33.5 H Seat: 48 / 60 W x 20.5 D Seat Height: 18 Arm Height: 25 COM: 6 / 7.75 yds. Carton: 43 / 97 Cu. Ft. Ship Weight: 82 / 98 lbs.	2580 3020	2870 3365	2985 3455	3160 3680	3345 3935	3555 4235	3790 4450	3975 4730	NA NA	4890 5540
 <b>1002</b> <b>1003</b>	<b>Armless (48")</b> <b>Armless (60")</b> 48 / 60 W x 27 D x 33.5 H Seat: 48 / 60 W x 20.5 D Seat Height: 18 Arm Height: NA COM: 4 / 5.75 yds. Carton: 43 / 97 Cu. Ft. Ship Weight: 64 / 76 lbs.	2310 2760	2470 3035	2625 3145	2730 3310	2890 3485	3045 3685	3150 3910	3310 4085	NA NA	3570 4760
 <b>1002L/R</b> <b>1003L/R</b>	<b>Left or Right (48")</b> <b>Left or Right (60")</b> 52 / 64 W x 27 D x 33.5 H Seat: 48 / 60 W x 20.5 D Seat Height: 18 Arm Height: 25 COM: 5 / 7.25 yds. Carton: 43 / 97 Cu. Ft. Ship Weight: 75 / 87 lbs.	2470 3020	2680 3365	2785 3455	2920 3680	3155 3875	3310 4235	3495 4450	3730 4730	NA NA	4780 5540

# UNITE | Modular/Reception Seating

## Product Features:

- Engineered Solid Alder Hardwood Frames with Web Suspension
- A Modern and Interchangeable Design for Today's Collaborative Hospitality and Open Plan Environments
- Combine Curvilinear and Rectilinear Options Into a Configuration that Suits Your Space
- Left, Right or Armless Arm Options
- Standard Brushed Silver Legs
- Chrome, Satin Nickel or Black (3") Legs Optional
- Tablet Arm Option Available with Side Stow
- 3 Veneer Table Styles Available in 18 OCI Seating Finishes

- Seat, Bench and Ottomans (except round) Can be Specified with Power/USB Option
- 300 LB Test Rating

## OCI Seating Finishes:

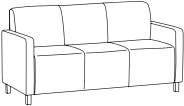
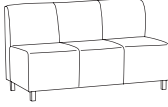
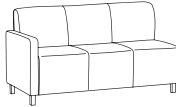



Mahogany, Summit Cherry, Dark Cherry, Clear Maple, Pacific Cherry, OFS Cherry, Summit Maple, OCI Jade, OCI Espresso, Walnut, Cognac, OCI Light Cherry, Black Lacquer, CI Honey, CI Cherry, OCI Café, Slate Grey & Smoke Grey

**Optional Power Unit** consists of 1 power module and 2 USB ports. Six foot power cord is standard. Silver flush mounted cover plate. Units will be located on right front as seated unless otherwise specified.

2020 GIZA  
TECHNOLOGIES & STUDIO



Refer to page 6 for New OCI SEATING Freight Program.

Model	Description	FABRIC / LEATHER GRADES									
		1 COM	2	3 COL	4	5	6	7	8	L1	L2
 <b>1003SC</b>	<b>Sofa (69")</b> 77 W x 27 D x 33.5 H Seat: 69 W x 20.5 D Seat Height: 18 Arm Height: 25 COM: 8.5 yds. Carton: 97 Cu. Ft. Ship Weight: 108 lbs.	3300	3750	3855	4065	4300	4640	4825	5220	NA	6135
 <b>1003S</b>	<b>Armless</b> 69 W x 27 D x 33.5 H Seat: 69 W x 20.5 D Seat Height: 18 Arm Height: NA COM: 6 yds. Carton: 97 Cu. Ft. Ship Weight: 86 lbs.	3020	3310	3425	3600	3785	3995	4230	4415	NA	5330
 <b>1003SL/R</b>	<b>Left or Right</b> 73 W x 27 D x 33.5 H Seat: 69 W x 20.5 D Seat Height: 18 Arm Height: 25 COM: 7.25 yds. Carton: 97 Cu. Ft. Ship Weight: 97 lbs.	3130	3475	3565	3790	4045	4345	4560	4840	NA	5750
 <b>1004</b>	<b>Corner</b> 27 W x 27 D x 33.5 H Seat: 20.5 W x 20.5 D Seat Height: 18 Arm Height: NA COM: 4 yds. Carton: 24 Cu. Ft. Ship Weight: 54 lbs.	2110	2270	2425	2530	2635	2845	2950	3110	NA	3370
 <b>1005</b>	<b>30° Curved Setee - OR</b> 41 W x 27 D x 33.5 H Seat: 27.5 - 37 W x 20.5 D Seat Height: 18 Arm Height: NA COM: 4 yds. Carton: 45 Cu. Ft. Ship Weight: 56 lbs.	2340	2500	2655	2760	2920	3075	3180	3340	NA	3600
 <b>1006</b>	<b>30° Curved Setee - IR</b> 41 W x 27 D x 33.5 H Seat: 27.5 - 38 W x 20.5 D Seat Height: 18 Arm Height: 25 COM: 4 yds. Carton: 45 Cu. Ft. Ship Weight: 55 lbs.	2340	2500	2655	2760	2920	3075	3180	3340	NA	3600

Refer to terms and conditions for general information regarding fabrics, finishes, warranty, freight, complete condition of sales and more.

Effective Date: 5/1/2022 | ociseating.com

# UNITE | Modular/Reception Seating

## Product Features:

- Engineered Solid Alder Hardwood Frames with Web Suspension
- A Modern and Interchangeable Design for Today's Collaborative Hospitality and Open Plan Environments
- Combine Curvilinear and Rectilinear Options Into a Configuration that Suits Your Space
- Left, Right or Armless Arm Options
- Standard Brushed Silver Legs
- Chrome, Satin Nickel or Black (3") Legs Optional
- Tablet Arm Option Available with Side Stow
- 3 Veneer Table Styles Available in 18 OCI Seating Finishes

- Seat, Bench and Ottomans (except round) Can be Specified with Power/USB Option
- 300 LB Test Rating

## OCI Seating Finishes:

Mahogany, Summit Cherry, Dark Cherry, Clear Maple, Pacific Cherry, OFS Cherry, Summit Maple, OCI Jade, OCI Espresso, Walnut, Cognac, OCI Light Cherry, Black Lacquer, CI Honey, CI Cherry, OCI Café, Slate Grey & Smoke Grey

**Optional Power Unit** consists of 1 power module and 2 USB ports. Six foot power cord is standard. Silver flush mounted cover plate. Units will be located on right front as seated unless otherwise specified.

2020 GIZA  
TECHNOLOGIES & STUDIO



Refer to page 6 for New OCI SEATING Freight Program.

Model	Description	FABRIC / LEATHER GRADES									
		1 COM	2	3 COL	4	5	6	7	8	L1	L2
1007	<b>45° Curved Setee - OR</b> 59.5 W x 27 D x 33.5 H Seat: 40 - 55 W x 20.5 D Seat Height: 18 Arm Height: NA COM: 5.75 yds. Carton: 48 Cu. Ft. Ship Weight: 74 lbs.	2590	2865	2975	3140	3315	3515	3740	3915	NA	4790
1008	<b>45° Curved Setee - IR</b> 59.5 W x 27 D x 33.5 H Seat: 40 - 54 W x 20.5 D Seat Height: 18 Arm Height: 25 COM: 6 yds. Carton: 48 Cu. Ft. Ship Weight: 72 lbs.	2590	2880	2995	3170	3355	3565	3800	3985	NA	4900
1009	<b>Bench (48")</b> NA W x NA D x NA H Seat: 48 W x 27 D Seat Height: 18 Arm Height: NA COM: 2.75 yds. Carton: 24 Cu. Ft. Ship Weight: 48 lbs.	1650	1785	1870	1920	1995	2070	2205	2315	NA	2815
1010	<b>Bench (60")</b> NA W x NA D x NA H Seat: 60 W x 27 D Seat Height: 18 Arm Height: NA COM: 4 yds. Carton: 24 Cu. Ft. Ship Weight: 61 lbs.	1920	2080	2235	2340	2500	2655	2760	2920	NA	3180
1011	<b>30° Bench</b> NA W x NA D x NA H Seat: 27 - 41 W x 27 D Seat Height: 18 Arm Height: NA COM: 3 yds. Carton: 24 Cu. Ft. Ship Weight: 61 lbs.	1920	2090	2155	2260	2335	2410	2490	2605	NA	3180
1012	<b>45° Bench</b> NA W x NA D x NA H Seat: 40 - 59.5 W x 27 D Seat Height: 18 Arm Height: NA COM: 4 yds. Carton: 24 Cu. Ft. Ship Weight: 61 lbs.	1920	2080	2235	2340	2500	2655	2760	2920	NA	3180

# UNITE | Modular/Reception Seating

## Product Features:

- Engineered Solid Alder Hardwood Frames with Web Suspension
- A Modern and Interchangeable Design for Today's Collaborative Hospitality and Open Plan Environments
- Combine Curvilinear and Rectilinear Options Into a Configuration that Suits Your Space
- Left, Right or Armless Arm Options
- Standard Brushed Silver Legs
- Chrome, Satin Nickel or Black (3") Legs Optional
- Tablet Arm Option Available with Side Stow
- 3 Veneer Table Styles Available in 18 OCI Seating Finishes

- Seat, Bench and Ottomans (except round) Can be Specified with Power/USB Option
- 300 LB Test Rating

## OCI Seating Finishes:








Mahogany, Summit Cherry, Dark Cherry, Clear Maple, Pacific Cherry, OFS Cherry, Summit Maple, OCI Jade, OCI Espresso, Walnut, Cognac, OCI Light Cherry, Black Lacquer, CI Honey, CI Cherry, OCI Café, Slate Grey & Smoke Grey

**Optional Power Unit** consists of 1 power module and 2 USB ports. Six foot power cord is standard. Silver flush mounted cover plate. Units will be located on right front as seated unless otherwise specified.

2020 GIZA  
TECHNOLOGIES & STUDIO



Refer to page 6 for New OCI SEATING Freight Program.

Model	Description	FABRIC / LEATHER GRADES									
		1 COM	2	3 COL	4	5	6	7	8	L1	L2
1013	<b>Square Ottoman (24")</b> Seat: 24 W x 24 D Seat Height: 18 COM: 1.75 yds. Carton: 9 Cu. Ft. Ship Weight: 32 lbs.	1080	1165	1240	1345	1475	1530	1660	1740	NA	2130
											
1014	<b>Square Ottoman (27")</b> Seat: 27 W x 27 D Seat Height: 18 COM: 2.5 yds. Carton: 9 Cu. Ft. Ship Weight: 36 lbs.	1360	1505	1590	1660	1760	1825	1915	2020	NA	2515
											
1015	<b>Round Ottoman (24")</b> Seat: 24 W x 24 D Seat Height: 18 COM: 2 yds. Carton: 9 Cu. Ft. Ship Weight: 38 lbs.	1250	1370	1450	1540	1645	1725	1830	1935	NA	2300
											
1016	<b>Round Ottoman (30")</b> Seat: 30 W x 30 D Seat Height: 18 COM: 2 yds. Carton: 11 Cu. Ft. Ship Weight: 41 lbs. (48 lbs. cartoned)	1700	1820	1900	1990	2095	2175	2280	2385	NA	2750
											
1017	<b>Inner Table</b> 16.25 - 24.5 W x 27 D x 18 H COM: 1 yds. Carton: 9 Cu. Ft. Ship Weight: 48 lbs.	1520	1615	1680	1785	1890	1970	2075	2180	NA	2570
											
1018	<b>End Table (27" x 27")</b> 27 W x 27 D x 18 H COM: 1.75 yds. Carton: 11 Cu. Ft. Ship Weight: 47 lbs.	1640	1760	1840	1905	2035	2115	2220	2325	NA	2690
											
1019	<b>Corner Table (30" x 30")</b> 30 W x 30 D x 18 H COM: 2 yds. Carton: 11 Cu. Ft. Ship Weight: 54 lbs.	1860	1980	2060	2150	2255	2335	2440	2545	NA	2910
											

Refer to terms and conditions for general information regarding fabrics, finishes, warranty, freight, complete condition of sales and more.

Effective Date: 5/1/2022 | ociseating.com

# ELĒ | Guest, Lounge and Stool Seating



## Product Features:

---

- 12MM Wire Chrome Metal Sled Frame
  - 30" and 24" Stool Option on wood and wire metal frame
  - Metal Sled, 4 leg wood and Self Return bases available
  - Wood legs available in 16 standard OCI finishes on Beech
  - Metal Sled base available in chrome, silver and black finish
  - 2 Upholstery Options: Standard V and 2.25" Channel back
  - Accompanying Occasional Tables also offered.
  - Clear Glides for Sled Base only included.
- 
- When combining material of different grades, use the higher grade.  
When combining materials of the same grade, Two Tone \$75 List.
  - Custom wood finishes available upon request - add \$225 Net per color.

## Standard Metal Frame Finish:

-C - Chrome

## Optional Metal Frame Finishes:

-S - Silver      \$30 List  
-B - Black      \$30 List



## Optional / Upgrades

---

-CS      Channel Back Stitching      \$65 List



Refer to page 6 for New OCI SEATING Freight Program.

### Ordering Requirements:

- Model Number
- Frame Finish
- Fabric Choice



Refer to page 6 for New OCI SEATING Freight Program.

Model	Description	FABRIC GRADES								
		1 COM	2	3 COL	4	5	6	7	8	L2
 <b>311M</b> <b>Guest, Metal Sled Base</b> 24 W x 25.5 D x 30 H Seat: 21 W x 18.5 D Seat Height: 17 COM: 1.5 yds. Ship Weight: 18 lbs.	890	935	990	1050	1110	1150	1190	1235	1895	
 <b>311W</b> <b>Guest, Wood 4 Leg</b> 24 W x 25.5 D x 30 H Seat: 21 W x 18.5 D Seat Height: 17 COM: 1.5 yds. Ship Weight: 17 lbs.	980	1025	1080	1140	1200	1240	1280	1325	1980	

- When combining material of different grades, use the higher grade.
- When combining materials of the same grade, Two Tone \$75 List.
- Custom wood finishes available upon request - add \$225 Net per color.

### Standard Metal Frame Finish:

-C - Chrome

### Optional Metal Frame Finishes:

- S - Silver \$30 List
- B - Black \$30 List



### Optional / Upgrades

-CS Channel Back Stitching \$65 List





# ELĒ | Lounge Seating

## Ordering Requirements:

- Model Number
- Frame Finish
- Fabric Choice



Refer to page 6 for New OCI SEATING Freight Program.

Model	Description	FABRIC GRADES								
		1 COM	2	3 COL	4	5	6	7	8	L2
 <b>301M</b> <b>Lounge, Metal Sled Base</b> 26 W x 25.5 D x 30 H Seat: 23 W x 18.5 D Seat Height: 17 COM: 1.75 yds. Ship Weight: 20 lbs.	1115	1180	1265	1315	1415	1490	1540	1615	2115	
 <b>302M</b> <b>Lounge, Metal Swivel Base</b> 27.5 W x 27.5 D x 30 H Seat: 23 W x 18.5 D Seat Height: 17 COM: 1.75 yds. Ship Weight: 22 lbs.	1255	1320	1405	1455	1555	1630	1680	1755	2255	

- When combining material of different grades, use the higher grade.  
When combining materials of the same grade, Two Tone \$75 List.
- Custom wood finishes available upon request - add \$225 Net per color.

## Standard Metal Frame Finish:

-C - Chrome

## Optional Metal Frame Finishes:

- S - Silver \$30 List
- B - Black \$30 List



## Optional / Upgrades

- CS Channel Back Stitching \$65 List





# ELĒ | Stools

## Ordering Requirements:

- Model Number
- Frame Finish
- Fabric Choice



Refer to page 6 for New OCI SEATING Freight Program.

Model	Description	FABRIC GRADES									
		1 COM	2	3 COL	4	5	6	7	8	L2	
 <b>325M</b>	<b>Stool 25", Metal Sled Base</b> 17 W x 20.5 D x 32 H Seat: 15.5 W x 14 D Seat Height: 25 COM: 1 yd. Ship Weight: 14 lbs.	900	935	990	1045	1095	1130	1170	1200	1900	
 <b>330M</b>	<b>Stool 30", Metal Sled Base</b> 17 W x 20.5 D x 37 H Seat: 15.5 W x 14 D Seat Height: 30 COM: 1 yd. Ship Weight: 16 lbs.	965	1000	1055	1110	1160	1195	1235	1265	1965	
 <b>325W</b>	<b>Stool 25", Wood 4 Leg</b> 16.5 W x 20.5 D x 32 H Seat: 15.5 W x 14 D Seat Height: 25 COM: 1 yd. Ship Weight: 16 lbs.	1000	1035	1090	1145	1195	1230	1270	1300	2000	
 <b>330W</b>	<b>Stool 30", Wood 4 Leg</b> 16.5 W x 22.5 D x 37 H Seat: 15.5 W x 14 D Seat Height: 30 COM: 1 yd. Ship Weight: 18 lbs.	1065	1100	1155	1210	1260	1295	1335	1365	2065	

- When combining material of different grades, use the higher grade.  
When combining materials of the same grade, Two Tone \$75 List.
- Custom wood finishes available upon request - add \$225 Net per color.

### Standard Metal Frame Finish:

-C - Chrome

### Optional Metal Frame Finishes:

-S - Silver \$30 List

-B - Black \$30 List



### Optional / Upgrades

-CS Channel Back Stitching

\$65 List

Refer to terms and conditions for general information regarding fabrics, finishes, warranty, freight, complete condition of sales and more.

Effective Date: 5/1/2022 | ociseating.com

# TL / TLF | Occasional and Reception Tables

**OCI Seating** offers four styles of occasional tables to fit all your design requirements. Choose from end tables, coffee tables, round tables and sofa tables. All of our tables are hand crafted to ensure quality and finish that meets the demands of our customers. Our rectilinear tables are made with veneer tops, mitered hardwood edge banding and solid hardwood aprons and legs. Round tables are constructed with solid hardwood tops, aprons and legs.

## OCI Seating Finishes:

Mahogany, Summit Cherry, Dark Cherry, Clear Maple, Pacific Cherry, OFS Cherry, Summit Maple, OCI Jade, OCI Espresso, Walnut, Cognac, OCI Light Cherry, Black Lacquer, CI Honey, CI Cherry, OCI Café, Slate Grey & Smoke Grey





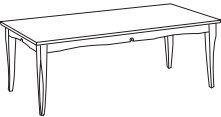

**Special Size Tables** can be made, starting from \$75 Net. Call OCI for more information and a price quote.

Add a Two-Tone finish for 15% up -charge.

2020 GIZA TECHNOLOGIES STUDIO



Refer to page 6 for New OCI SEATING Freight Program.

	Model	Dimensions	Shipping Info	
<b>TL Square Tables</b>				
	<b>TL 2424 End Table</b>	24 W x 24 D x 20 H	Carton: 9 Cu. Ft. Weight: 24 lbs.	<b>1030</b>
	<b>TL 2828 End Table</b>	28 W x 28 D x 20 H	Carton: 9 Cu. Ft. Weight: 28 lbs.	<b>1090</b>
<b>TL Rectangular Tables</b>				
	<b>TL 2448 Coffee Table</b>	48 W x 24 D x 19 H	Carton: 14 Cu. Ft. Weight: 42 lbs.	<b>1150</b>
	<b>TL 1854 Sofa Table</b>	54 W x 18 D x 29 H	Carton: 24 Cu. Ft. Weight: 52 lbs.	<b>1300</b>
<b>TL Round Tables</b>				
	<b>TL 20R Round Table</b>	20 Dia. x 20 H	Carton: 9 Cu. Ft. Weight: 24 lbs.	<b>1230</b>
	<b>TL 24R Round Table</b>	24 Dia. x 20 H	Carton: 9 Cu. Ft. Weight: 28 lbs.	<b>1300</b>
<b>TLF Square Tables</b>				
	<b>TLF 2424 End Table</b>	24 W x 24 D x 20 H	Carton: 9 Cu. Ft. Weight: 24 lbs.	<b>1150</b>
	<b>TLF 2828 End Table</b>	28 W x 28 D x 20 H	Carton: 9 Cu. Ft. Weight: 28 lbs.	<b>1200</b>
<b>TLF Rectangular Tables</b>				
	<b>TLF 2448 Coffee Table</b>	48 W x 24 D x 19 H	Carton: 14 Cu. Ft. Weight: 42 lbs.	<b>1280</b>
<b>TLF Round Tables</b>				
	<b>TLF 20R Round Table</b>	20 Dia. x 20 H	Carton: 9 Cu. Ft. Weight: 24 lbs.	<b>1320</b>
	<b>TLF 24R Round Table</b>	24 Dia. x 20 H	Carton: 9 Cu. Ft. Weight: 28 lbs.	<b>1430</b>

Refer to terms and conditions for general information regarding fabrics, finishes, warranty, freight, complete condition of sales and more.

Effective Date: 5/11/2022 | ociseating.com

# TLT / TLR / TLB | Occasional Tables and Benches

2020 GIZA  
TECHNOLOGIES & STUDIO

**OCI Seating** offers four styles of occasional tables to fit all your design requirements. Choose from end tables, coffee tables, round tables and sofa tables. All of our tables are hand crafted to ensure quality and finish that meets the demands of our customers. Our rectilinear tables are made with veneer tops, mitered hardwood edge banding and solid hardwood aprons and legs. Round tables are constructed with solid hardwood tops, aprons and legs.







**OCI Seating Finishes:**


Mahogany, Summit Cherry, Dark Cherry, Clear Maple, Pacific Cherry, OFS Cherry, Summit Maple, OCI Jade, OCI Espresso, Walnut, Cognac, OCI Light Cherry, Black Lacquer, CI Honey, CI Cherry, OCI Café, Slate Grey & Smoke Grey

**Special Size Tables** can be made, starting from \$50 Net. Call OCI for more information and a price quote.  
Add a Two-Tone finish for 15% up -charge.



Refer to page 6 for New OCI SEATING Freight Program.

	Model	Dimensions	Shipping Info	
<b>TLT Square Tables</b>				
	<b>TLT 2424 End Table</b>	24 W x 24 D x 20 H	Carton: 9 Cu. Ft. Weight: 24 lbs.	<b>1450</b>
<b>TLT Rectangular Tables</b>				
	<b>TLT 2448 Coffee Table</b>	48 W x 24 D x 19 H	Carton: 14 Cu. Ft. Weight: 42 lbs.	<b>1570</b>
<b>TLT Round Tables</b>				
	<b>TLT 20R Round Table</b>	20 Dia. x 20 H	Carton: 9 Cu. Ft. Weight: 24 lbs.	<b>1660</b>
	<b>TLT 24R Round Table</b>	24 Dia. x 20 H	Carton: 9 Cu. Ft. Weight: 28 lbs.	<b>1780</b>
<b>TLR Square Tables</b>				
	<b>TLR 2424 End Table</b>	24 W x 24 D x 20 H	Carton: 9 Cu. Ft. Weight: 24 lbs.	<b>1290</b>
	<b>TLR 2828 End Table</b>	28 W x 28 D x 20 H	Carton: 9 Cu. Ft. Weight: 28 lbs.	<b>1430</b>
<b>TLR Rectangular Tables</b>				
	<b>TLR 2448 Coffee Table</b>	48 W x 24 D x 19 H	Carton: 14 Cu. Ft. Weight: 42 lbs.	<b>1380</b>
<b>TLR Round Tables</b>				
	<b>TLR 20R Round Table</b>	20 Dia. x 20 H	Carton: 9 Cu. Ft. Weight: 24 lbs.	<b>1450</b>
	<b>TLR 24R Round Table</b>	24 Dia. x 20 H	Carton: 9 Cu. Ft. Weight: 28 lbs.	<b>1560</b>

Model / Description	FABRIC / LEATHER GRADES									
	1 COM	2	3 COL	4	5	6	7	8	L1	L2
<b>TLB Benches</b>										
 <b>TLB2048 Bench</b> 48 W x 20 D x 18 H COM: 1.25 yds. Carton: 24 Cu. Ft. Ship Weight: 52 lbs.	<b>1350</b>	<b>1395</b>	<b>1440</b>	<b>1510</b>	<b>1570</b>	<b>1610</b>	<b>1650</b>	<b>1695</b>	<b>NA</b>	<b>NA</b>
<b>TLB2060 Bench</b> 60 W x 20 D x 18 H COM: 1.75 yds. Carton: 24 Cu. Ft. Ship Weight: 76 lbs.	<b>1570</b>	<b>1615</b>	<b>1660</b>	<b>1730</b>	<b>1790</b>	<b>1830</b>	<b>1870</b>	<b>1915</b>	<b>NA</b>	<b>NA</b>

Refer to terms and conditions for general information regarding fabrics, finishes, warranty, freight, complete condition of sales and more.

Effective Date: 5/1/2022 | ociseating.com

# GEO | Guest Seating

## Product Features:



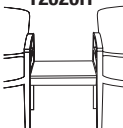
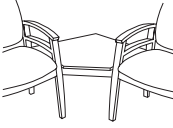
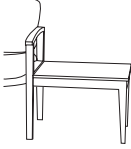
- Solid Beech Hardwood Frames
- 16 OCI Seating Wood Finishes
- High Resilient Poly Foam
- 5-Year Limited Warranty
- 300 lb. BIFMA Test Rating

## OCI Seating Finishes:

Mahogany, Summit Cherry, Dark Cherry, Pacific Cherry, OFS Cherry, OCI Jade, OCI Espresso, Walnut, Cognac, OCI Light Cherry, Black Lacquer, CI Cherry, OCI Café, Natural Beech, Slate Grey & Smoke Grey



Refer to page 6 for New OCI SEATING Freight Program.

Model	Description	FABRIC / LEATHER GRADES									
		1 COM	2	3 COL	4	5	6	7	8	L1	L2
<b>100</b> 	<b>Guest Chair</b> 22 W x 25 D x 34 H Seat: 19.25 W x 20.5 D Seat Height: 19 Arm Height: 26.5 COM: 1.25 yds. Carton: 15 Cu. Ft. Ship Weight: 32 lbs.	760	810	855	930	995	1035	1075	1125	NA	NA
<b>101</b> 	<b>Guest Chair with Armcap</b> 22 W x 25 D x 34 H Seat: 19.25 W x 20.5 D Seat Height: 19 Arm Height: 27 COM: 1.25 yds. Carton: 15 Cu. Ft. Ship Weight: 32 lbs.	890	940	985	1060	1125	1165	1205	1255	NA	NA
<b>T2020IT</b> 	<b>Inner Table</b> 20 W x 20 D x 20 H Carton: .5 Cu. Ft. Ship Weight: 12 lbs.	890									
<b>T3030CT</b> 	<b>Corner Table</b> 30 W x 30 D x 20 H Carton: 3 Cu. Ft. Ship Weight: 31 lbs. <b>When specifying, you need to allow 36" x 36" in corner</b>	1260									
<b>T2024ET</b> 	<b>End Table</b> 20 W x 24 D x 20 H Carton: 9Cu. Ft. Ship Weight: 27 lbs.	1080									

- When combining material of different grades, use the higher grade.  
When combining materials of the same grade, Two Tone \$75 List.
- Custom wood finishes available upon request - add \$225 Net per color.

# DIVA/SOLO | Guest Seating

## Product Features:

- Solid Beech Hardwood Frames
- 16 OCI Seating Wood Finishes
- 170/171 Not available in Vinyl or Leather
- High Resilient Poly Foam
- 5-Year Limited Warranty
- 300 lb. BIFMA Test Rating

## OCI Seating Finishes:

Mahogany, Summit Cherry, Dark Cherry, Pacific Cherry, OFS Cherry, OCI Jade, OCI Espresso, Walnut, Cognac, OCI Light Cherry, Black Lacquer, CI Cherry, OCI Café, Natural Beech, Slate Grey & Smoke Grey



Refer to page 6 for New OCI SEATING Freight Program.

Model	Description	FABRIC / LEATHER GRADES									
		1 COM	2	3 COL	4	5	6	7	8	L1	L2
151	<b>DIVA Guest Chair</b> 22 W x 22.75 D x 34 H Seat: 19.25 W x 20.5 D Seat Height: 18.5 Arm Height: 26.5 COM: 1 yds. Carton: 17 Cu. Ft. Ship Weight: 33 lbs.	890	940	985	1060	1125	1165	1205	1255	NA	NA
160	<b>SOLO Guest Chair</b> 21.5 W x 23.25 D x 32.5 H Seat: 18.75 W x 20 D Seat Height: 19 Arm Height: 26 COM: .75 yds. Carton: 17 Cu. Ft. Ship Weight: 31 lbs.	910	960	1005	1080	1145	1185	1225	1275	NA	NA
170	<b>SOLO Guest Chair</b> 21.5 W x 23.25 D x 34.75 H Seat: 19 W x 19 D Seat Height: 19 Arm Height: 26 COM: 1.25 yds. Carton: 17 Cu. Ft. Ship Weight: 32 lbs.	940	990	1035	1110	1175	1215	1255	1305	NA	NA
171	<b>SOLO Guest Chair</b> 21.5 W x 23.25 D x 34.75 H Seat: 19 W x 19 D Seat Height: 19 Arm Height: 26 COM: 1.25 yds. Carton: 17 Cu. Ft. Ship Weight: 32 lbs.	960	1010	1055	1130	1195	1235	1275	1325	NA	NA

- When combining material of different grades, use the higher grade. When combining materials of the same grade, Two Tone \$75 List.
- Custom wood finishes available upon request - add \$225 Net per color.

Refer to terms and conditions for general information regarding fabrics, finishes, warranty, freight, complete condition of sales and more.

Effective Date: 5/1/2022 | ociseating.com



# DUO | Guest Seating

## Product Features:

- Solid Beech Hardwood Frames
- 16 OCI Seating Wood Finishes
- 270/271 Not available in Vinyl or Leather
- High Resilient Poly Foam
- 5-Year Limited Warranty
- 300 lb. BIFMA Test Rating

## OCI Seating Finishes:

Mahogany, Summit Cherry, Dark Cherry, Pacific Cherry, OFS Cherry, OCI Jade, OCI Espresso, Walnut, Cognac, OCI Light Cherry, Black Lacquer, CI Cherry, OCI Café, Natural Beech, Slate Grey & Smoke Grey



Refer to page 6 for New OCI SEATING Freight Program.

Model	Description	FABRIC / LEATHER GRADES									
		1 COM	2	3 COL	4	5	6	7	8	L1	L2
260	<b>Guest Chair</b> 21.75 W x 22.75 D x 33 H Seat: 19 W x 19 D Seat Height: 19 Arm Height: 26.5 COM: .75 yds. Carton: 17 Cu. Ft. Ship Weight: 37 lbs.	930	980	1025	1100	1165	1205	1245	1305	NA	NA
270	<b>Guest Chair</b> 21.75 W x 23.25 D x 33.5 H Seat: 19 W x 19 D Seat Height: 19 Arm Height: 26.5 COM: 1 yds. Carton: 15 Cu. Ft. Ship Weight: 37 lbs.	990	1045	1085	1160	1225	1265	1305	1355	NA	NA
271	<b>Guest Chair</b> 21.75 W x 23.25 D x 33.5 H Seat: 19 W x 19 D Seat Height: 19 Arm Height: 26.5 COM: 1.25 yds. Carton: 15 Cu. Ft. Ship Weight: 36 lbs.	1010	1060	1105	1180	1245	1285	1325	1375	NA	NA

- When combining material of different grades, use the higher grade.  
When combining materials of the same grade, Two Tone \$75 List.
- Custom wood finishes available upon request - add \$225 Net per color.

# ENTOURAGE | Guest Reception Seating

2020 GIZA  
TECHNOLOGIES | RSTUDIO

## Product Features:

- Solid Maple Hardwood Frames
- Small Gap For Clean-Out For Healthcare Applications
- 18 OCI Seating Wood Finishes
- 3 Different Gangable Tables and 4 Different Styles of Free Standing Tables (pages 38,39)
- Special Spacer Designed to Attach Multiple Chairs - \$120 List
- 300 lb. BIFMA Test Rating

## OCI Seating Finishes:

Mahogany, Summit Cherry, Dark Cherry, Clear Maple, Pacific Cherry, OFS Cherry, Summit Maple, OCI Jade, OCI Espresso, Walnut, Cognac, OCI Light Cherry, Black Lacquer, CI Honey, CI Cherry, OCI Café, Slate Grey & Smoke Grey



Refer to page 6 for New OCI SEATING Freight Program.

Model	Description	FABRIC / LEATHER GRADES									
		1 COM	2	3 COL	4	5	6	7	8	L1	L2
200	<b>Guest Chair</b> 24 W x 26 D x 35 H Seat: 20 W x 19.5 D Seat Height: 19 Arm Height: 27.25 COM: 1.5 yds. Carton: 17 Cu. Ft. Ship Weight: 38 lbs.	980	1030	1075	1150	1215	1255	1295	1345	NA	NA
400	<b>Guest Chair</b> 24 W x 26 D x 35 H Seat: 20 W x 19.5 D Seat Height: 19 Arm Height: 27.25 COM: 1.5 yds. Carton: 17 Cu. Ft. Ship Weight: 42 lbs.	1030	1080	1125	1200	1265	1305	1345	1395	NA	NA
T2020IT	<b>Inner Table</b> 20 W x 20 D x 20 H Carton: .5 Cu. Ft. Ship Weight: 12 lbs.	880									
T3030CT	<b>Corner Table</b> 30 W x 30 D x 20 H Carton: 3 Cu. Ft. Ship Weight: 31 lbs. <b>When specifying, you need to allow 36" x 36" in corner</b>	1260									
T2024ET	<b>End Table</b> 20 W x 24 D x 20 H Carton: 9Cu. Ft. Ship Weight: 27 lbs.	1080									

**Important: When connecting chairs or tables please provide a drawing that specifies below.**

- LS - Left side sitting
- RS - Right side sitting
- LRS - Left and Right side sitting

- When combining material of different grades, use the higher grade. When combining materials of the same grade, Two Tone \$75 List.
- Custom wood finishes available upon request - add \$225 Net per color.

Refer to terms and conditions for general information regarding fabrics, finishes, warranty, freight, complete condition of sales and more.

Effective Date: 5/1/2022 | ociseating.com

# TRILOGY | Guest Reception Seating

## Product Features:

- Solid Maple Hardwood Frames
- 18 OCI Seating Wood Finishes
- 3 Different Gangable Tables and 4 Different Styles of Free Standing Tables (pages 38,39)
- Special Spacer Designed to Attach Multiple Chairs - \$120 List
- 300 lb. BIFMA Test Rating (440)
- 500lb. BIFMA Test Rating (442, 444)

## OCI Seating Finishes:

Mahogany, Summit Cherry, Dark Cherry, Clear Maple, Pacific Cherry, OFS Cherry, Summit Maple, OCI Jade, OCI Espresso, Walnut, Cognac, OCI Light Cherry, Black Lacquer, CI Honey, CI Cherry, OCI Café, Slate Grey & Smoke Grey



Refer to page 6 for New OCI SEATING Freight Program.

Model	Description	FABRIC / LEATHER GRADES									
		1 COM	2	3 COL	4	5	6	7	8	L1	L2
440	<b>Guest Chair</b> 22.75 W x 26 D x 33.25 H Seat: 21 W x 20 D Seat Height: 19 Arm Height: 26.75 COM: 1.5 yds. Carton: 17 Cu. Ft. Ship Weight: 37 lbs.	1040	1090	1135	1210	1275	1315	1355	1405	NA	NA
442	<b>Settee</b> 48.25 W x 26 D x 33.25 H Seat: 45.5 W x 20 D Seat Height: 19 Arm Height: 26.75 COM: 2.25 yds. Carton: 34 Cu. Ft. Ship Weight: 62 lbs.	1960	2080	2160	2205	2255	2310	2360	2415	NA	NA
444	<b>Bariatric</b> 32.75 W x 26 D x 33.25 H Seat: 29.25 W x 20 D Seat Height: 19 Arm Height: 26.75 COM: 2.25 yds Carton: 17 Cu. Ft. Ship Weight: 37 lbs.	2080	2200	2280	2325	2375	2430	2480	2535	NA	NA
T2020IT	<b>Inner Table</b> 20 W x 20 D x 20 H Carton: .5 Cu. Ft. Ship Weight: 12 lbs.	880									
T3030CT	<b>Corner Table</b> 30 W x 30 D x 20 H Carton: 3 Cu. Ft. Ship Weight: 31 lbs. <b>When specifying, you need to allow 36" x 36" in corner</b>	1260									
T2024ET	<b>End Table</b> 20 W x 24 D x 20 H Carton: 9Cu. Ft. Ship Weight: 27 lbs.	1080									

**Important: When connecting chairs or tables please provide a drawing that specifies below.**

- LS - Left side sitting
- RS - Right side sitting
- LRS - Left and Right side sitting

- When combining material of different grades, use the higher grade. When combining materials of the same grade, Two Tone \$75 List.
- Custom wood finishes available upon request - add \$225 Net per color.

Refer to terms and conditions for general information regarding fabrics, finishes, warranty, freight, complete condition of sales and more.

Effective Date: 5/11/2022 | ociseating.com

# PROTÉGÉ | Guest Reception Seating

2020 GIZA  
TECHNOLOGIES STUDIO

## Product Features:


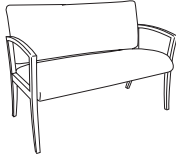
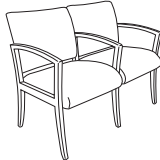

- Solid Maple Hardwood Frames
- 18 OCI Seating Wood Finishes
- 3 Different Gangable Tables and 4 Different Styles of Free Standing Tables (pages 38,39)
- Special Spacer Designed to Attach Multiple Chairs - \$120 List
- 500lb. Test Rating (462, 464)
- 250lb. Test Rating (460, 463)

## OCI Seating Finishes:

Mahogany, Summit Cherry, Dark Cherry, Clear Maple, Pacific Cherry, OFS Cherry, Summit Maple, OCI Jade, OCI Espresso, Walnut, Cognac, OCI Light Cherry, Black Lacquer, CI Honey, CI Cherry, OCI Café, Slate Grey & Smoke Grey



Refer to page 6 for New OCI SEATING Freight Program.


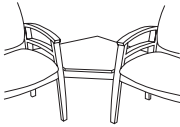
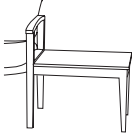
Model	Description	FABRIC / LEATHER GRADES									
		1 COM	2	3 COL	4	5	6	7	8	L1	L2
 <b>460</b>	<b>Guest Chair</b> 22.5 W x 25.75 D x 35.75 H Seat: 20 W x 18.5 D Seat Height: 19.25 Arm Height: 27.5 COM: 1.5 yds. Carton: 17 Cu. Ft. Ship Weight: 40 lbs.	1060	1120	1165	1240	1305	1345	1385	1435	NA	NA
 <b>462</b>	<b>2 - Seat Bench</b> 49 W x 26 D x 36 H Seat: 46 W x 18.5 D Seat Height: 19.25 Arm Height: 27.5 COM: 2.5 yds. Carton: 26 Cu. Ft. Ship Weight: 61 lbs.	1750	1875	1955	2055	2120	2180	2265	2365	NA	NA
 <b>463</b>	<b>2-Seat Settee</b> 44.25 W x 26 D x 35.75 H Seat: 20 W x 18.5 D Seat Height: 19.25 Arm Height: 27.5 COM: 2.25 yds. Carton: 26 Cu. Ft. Ship Weight: 52 lbs.	2080	2205	2285	2355	2405	2510	2595	2695	NA	NA
 <b>464</b>	<b>Bariatric</b> 31.5 W x 26 D x 35.75 H Seat: 27.5 W x 18.5 D Seat Height: 19.25 Arm Height: 27.5 COM: 2.5 yds. Carton: 25 Cu. Ft. Ship Weight: 45 lbs.	2130	2250	2335	2435	2500	2560	2645	2745	NA	NA

## CONTINUES ON FOLLOWING PAGE

- When combining material of different grades, use the higher grade.  
When combining materials of the same grade, Two Tone \$75 List.

# PROTÉGÉ | Gangable / Connecting Tables

Refer to page 6 for New OCI SEATING Freight Program.

Model	Description	FABRIC / LEATHER GRADES									
		1 COM	2	3 COL	4	5	6	7	8	L1	L2
<b>T2020IT</b> 	<b>Inner Table</b> 20 W x 20 D x 20 H Carton: .5 Cu. Ft. Ship Weight: 12 lbs.	880									
<b>T3030CT</b> 	<b>Corner Table</b> 30 W x 30 D x 20 H Carton: 3 Cu. Ft. Ship Weight: 31 lbs. <b>When specifying, you need to allow 36" x 36" in corner</b>	1260									
<b>T2024ET</b> 	<b>End Table</b> 20 W x 24 D x 20 H Carton: 9Cu. Ft. Ship Weight: 27 lbs.	1080									

**Important: When connecting chairs or tables please provide a drawing that specifies below.**

**LS - Left side sitting**

**RS - Right side sitting**

**LRS - Left and Right side sitting**

- Custom wood finishes available upon request - add \$225 Net per color.

# RESPONSE 470 Series | Guest Reception Seating

## Product Features:






- Solid Maple Hardwood Frames
- 18 OCI Seating Wood Finishes
- 3 Different Gangable Tables and 4 Different Styles of Free Standing Tables (pages 38,39)
- New Round Corner Connecting Table with Retractable Folding Rear Leg
- Special Spacer Designed to Attach Multiple Chairs - \$120 List
- 300lb. Test Rating (470/475)
- 500lb. Test Rating (472/473/474)

## OCI Seating Finishes:

Mahogany, Summit Cherry, Dark Cherry, Clear Maple, Pacific Cherry, OFS Cherry, Summit Maple, OCI Jade, OCI Espresso, Walnut, Cognac, OCI Light Cherry, Black Lacquer, CI Honey, CI Cherry, OCI Café, Slate Grey & Smoke Grey



Refer to page 6 for New OCI SEATING Freight Program.

Model	Description	FABRIC / LEATHER GRADES									
		1 COM	2	3 COL	4	5	6	7	8	L1	L2
 <p><b>470</b> <b>Guest Chair</b> 23.75 W x 26 D x 33.5 H Seat: 20.25 W x 20.25 D Seat Height: 19.25 Arm Height: 27 COM: 1.5 yds. Carton: 17 Cu. Ft. Ship Weight: 44 lbs.</p>	1080	1130	1175	1250	1315	1355	1395	1445	NA	NA	
 <p><b>472</b> <b>2-Seat Settee</b> 49.25 W x 26 D x 33.5 H Seat: 20.25 W x 20.25 D Seat Height: 19.25 Arm Height: 27 COM: 2.25 yds. Carton: 26 Cu. Ft. Ship Weight: 71 lbs.</p>	2020	2145	2225	2295	2345	2450	2535	2635	NA	NA	
 <p><b>473</b> <b>3-Seat Settee</b> 70.5 W x 26 D x 33.5 H Seat: 20.25 W x 20.25 D Seat Height: 19.25 Arm Height: 27 COM: 3.5 yds. Carton: 26 Cu. Ft. Ship Weight: 97 lbs.</p>	3120	3305	3430	3595	3750	3910	3990	4170	NA	NA	
 <p><b>474</b> <b>Bariatric</b> 31.75 W x 26 D x 33.5 H Seat: 28 W x 20.5 D Seat Height: 19.25 Arm Height: 27 COM: 2.25 yds. Carton: 25 Cu. Ft. Ship Weight: 58 lbs.</p>	2180	2305	2385	2485	2550	2610	2695	2795	NA	NA	
 <p><b>475</b> <b>Hip Stool</b> 23.75 W x 26 D x 39 H Seat: 20.25 W x 20.25 D Seat Height: 23.75 Arm Height: 32.5 COM: 1.5 yds. Carton: 17 Cu. Ft. Ship Weight: 44 lbs.</p>	1990	2040	2085	2160	2225	2265	2305	2355	NA	NA	

CONTINUES ON FOLLOWING PAGE

Refer to terms and conditions for general information regarding fabrics, finishes, warranty, freight, complete condition of sales and more.

Effective Date: 5/1/2022 | ociseating.com



# RESPONSE 480 Series | Guest Reception Seating

## Product Features:

- Solid Maple Hardwood Frames
- 18 OCI Seating Wood Finishes
- 3 Different Gangable Tables and 4 Different Styles of Free Standing Tables (pages 38,39)
- New Round Corner Connecting Table with Retractable Folding Rear Leg
- Special Spacer Designed to Attach Multiple Chairs - \$120 List
- 300lb. Test Rating (480/485)
- 500lb. Test Rating (482/483/484)






## OCI Seating Finishes:

Mahogany, Summit Cherry, Dark Cherry, Clear Maple, Pacific Cherry, OFS Cherry, Summit Maple, OCI Jade, OCI Espresso, Walnut, Cognac, OCI Light Cherry, Black Lacquer, CI Honey, CI Cherry, OCI Café, Slate Grey & Smoke Grey

2020 GIZA TECHNOLOGIES STUDIO



Refer to page 6 for New OCI SEATING Freight Program.

Model	Description	FABRIC / LEATHER GRADES									
		1 COM	2	3 COL	4	5	6	7	8	L1	L2
 <p><b>480</b>  <b>Guest Chair with Poly Cap</b>                      23.75 W x 26 D x 33.5 H                      Seat: 20.25 W x 20.25 D                      Seat Height: 19.25                      Arm Height: 27                      COM: 1.5 yds. Carton: 17 Cu. Ft.                      Ship Weight: 44 lbs.</p>	1280	1330	1385	1450	1515	1555	1595	1645	NA	NA	
 <p><b>482</b>  <b>2-Seat Settee with Poly Cap</b>                      49.25 W x 26 D x 33.5 H                      Seat: 20.25 W x 20.25 D                      Seat Height: 19.25                      Arm Height: 27                      COM: 2.25 yds. Carton: 26 Cu. Ft.                      Ship Weight: 71 lbs.</p>	2300	2425	2505	2575	2625	2730	2815	2915	NA	NA	
 <p><b>483</b>  <b>3-Seat Settee with Poly Cap</b>                      70.5 W x 26 D x 33.5 H                      Seat: 20.25 W x 20.25 D                      Seat Height: 19.25                      Arm Height: 27                      COM: 3.5 yds. Carton: 26 Cu. Ft.                      Ship Weight: 97 lbs.</p>	3310	3495	3620	3785	3940	4090	4180	4360	NA	NA	
 <p><b>484</b>  <b>Bariatric with Poly Cap</b>                      31.75 W x 26 D x 33.5 H                      Seat: 28 W x 20.5 D                      Seat Height: 19.25                      Arm Height: 27                      COM: 2.25 yds. Carton: 25 Cu. Ft.                      Ship Weight: 58 lbs.</p>	2300	2425	2505	2605	2670	2730	2815	2915	NA	NA	
 <p><b>485</b>  <b>Hip Stool with Poly Cap</b>                      23.75 W x 26 D x 39 H                      Seat: 20.25 W x 20.25 D                      Seat Height: 23.75                      Arm Height: 32.5                      COM: 1.5 yds. Carton: 17 Cu. Ft.                      Ship Weight: 44 lbs.</p>	2100	2150	2205	2270	2335	2375	2415	2465	NA	NA	



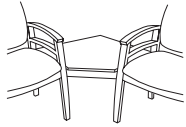
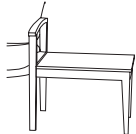
CONTINUES ON FOLLOWING PAGE

Refer to terms and conditions for general information regarding fabrics, finishes, warranty, freight, complete condition of sales and more.

Effective Date: 5/11/2022 | ociseating.com

# RESPONSE | Gangable / Connecting Tables

Refer to page 6 for New OCI SEATING Freight Program.

Model	Description	FABRIC / LEATHER GRADES									
		1 COM	2	3 COL	4	5	6	7	8	L1	L2
<b>T2020IT</b> 	<b>Inner Table</b> 20 W x 20 D x 20 H Carton: .5 Cu. Ft. Ship Weight: 12 lbs.	880									
<b>T2121RCT</b> 	<b>Round Corner Table</b> 21 W x 21 D x 20 H Carton: 5 Cu. Ft. Ship Weight: 32 lbs. <b>When specifying, you need to allow 36" x 36" in corner</b>	1660									
<b>T3030CT</b> 	<b>Corner Table</b> 30 W x 30 D x 20 H Carton: 3 Cu. Ft. Ship Weight: 31 lbs. <b>When specifying, you need to allow 36" x 36" in corner</b>	1260									
<b>T2024ET</b> 	<b>End Table</b> 20 W x 24 D x 20 H Carton: 9Cu. Ft. Ship Weight: 27 lbs.	1080									

**Important: When connecting chairs or tables please provide a drawing that specifies below.**

- LS - Left side sitting**
- RS - Right side sitting**
- LRS - Left and Right side sitting**

- When combining material of different grades, use the higher grade. When combining materials of the same grade, Two Tone \$75 List.
- Custom wood finishes available upon request - add \$225 Net per color.

# ARRANGE 490 Series | Reception Seating

## Product Features:

- Solid Maple Hardwood Frames with Poly Arm Cap
- 18 OCI Seating Wood Finishes
- 3 Different Gangable Tables and 4 Different Styles of Free Standing Tables (pages 38,39)
- New Round Corner Connecting Table with Retractable Folding Rear Leg
- Special Spacer Designed to Attach Multiple Chairs - \$120 List

- 300lb. Test Rating (490)
- 500lb. Test Rating (491/492/493/494/495)


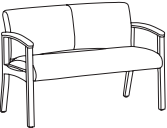
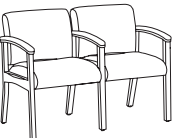
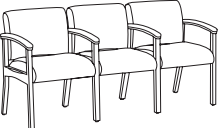

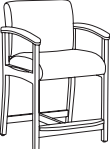
## OCI Seating Finishes:

Mahogany, Summit Cherry, Dark Cherry, Clear Maple, Pacific Cherry, OFS Cherry, Summit Maple, OCI Jade, OCI Espresso, Walnut, Cognac, OCI Light Cherry, Black Lacquer, CI Honey, CI Cherry, OCI Café, Slate Grey & Smoke Grey

2020 GIZA  
TECHNOLOGIES & STUDIO



Refer to page 6 for New OCI SEATING Freight Program.

Model	Description	FABRIC / LEATHER GRADES									
		1 COM	2	3 COL	4	5	6	7	8	L1	L2
 <b>490</b> <b>Guest Chair</b> 24 W x 25.5 D x 33.5 H Seat: 20.5 W x 19.5 D Seat Height: 19.75 Arm Height: 27 COM: 1.5 yds. Carton: 17 Cu. Ft. Ship Weight: 38 lbs.	1210	1260	1310	1380	1445	1485	1525	1575	NA	NA	
 <b>491</b> <b>Bench</b> 49.25 W x 25.5 D x 33.5 H Seat: 45.75 W x 19.5 D Seat Height: 19.75 Arm Height: 27 COM: 3 yds. Carton: 43 Cu. Ft. Ship Weight: 71 lbs.	1930	2075	2160	2255	2325	2395	2485	2615	NA	NA	
 <b>492</b> <b>2-Seat Settee</b> 46.25 W x 25.5 D x 33.5 H Seat: 20.5 W x 19.5 D Seat Height: 19.75 Arm Height: 27 COM: 2.75 yds. Carton: 43 Cu. Ft. Ship Weight: 67 lbs.	2270	2405	2490	2540	2595	2640	2825	2935	NA	NA	
 <b>493</b> <b>3-Seat Settee</b> 69.25 W x 25.5 D x 33.5 H Seat: 20.5 W x 19.5 D Seat Height: 19.75 Arm Height: 27 COM: 4 yds. Carton: 58 Cu. Ft. Ship Weight: 81 lbs.	3120	3280	3435	3540	3700	3855	3960	4120	NA	NA	
 <b>494</b> <b>Bariatric</b> 31.25 W x 25.5 D x 33.5 H Seat: 28.5 W x 19.5 D Seat Height: 19.75 Arm Height: 27 COM: 2.5 yds. Carton: 25 Cu. Ft. Ship Weight: 58 lbs.	2250	2395	2480	2585	2650	2715	2805	2910	NA	NA	
 <b>495</b> <b>Hip Stool</b> 24 W x 26 D x 40 H Seat: 20.5 W x 19.5 D Seat Height: 26 Arm Height: 33.25 COM: 1.5 yds. Carton: 18 Cu. Ft. Ship Weight: 42 lbs.	2100	2150	2205	2270	2335	2375	2415	2465	NA	NA	

CONTINUES ON FOLLOWING PAGE

Refer to terms and conditions for general information regarding fabrics, finishes, warranty, freight, complete condition of sales and more.

Effective Date: 5/11/2022 | ociseating.com

# ARRANGE 620 Series | Reception Seating

2020 GIZA  
TECHNOLOGIES STUDIO

## Product Features:


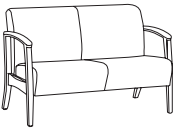

- Solid Maple Hardwood Frames with Poly Arm Cap
- 18 OCI Seating Wood Finishes
- 3 Different Gangable Tables and 4 Different Styles of Free Standing Tables (pages 38,39)
- Special Spacer Designed to Attach Multiple Chairs - \$120 List
- 300lb. Test Rating (620)
- 500lb. Test Rating (622/624)

## OCI Seating Finishes:

Mahogany, Summit Cherry, Dark Cherry, Clear Maple, Pacific Cherry, OFS Cherry, Summit Maple, OCI Jade, OCI Espresso, Walnut, Cognac, OCI Light Cherry, Black Lacquer, CI Honey, CI Cherry, OCI Café, Slate Grey & Smoke Grey



Refer to page 6 for New OCI SEATING Freight Program.


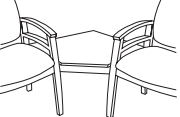
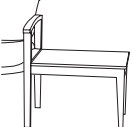
Model	Description	FABRIC / LEATHER GRADES									
		1 COM	2	3 COL	4	5	6	7	8	L1	L2
<b>620</b> 	<b>Guest Chair</b> 25.75 W x 30.5 D x 34 H Seat: 22 W x 21 D Seat Height: 18 Arm Height: 27.5 COM: 2.25 yds. Carton: 24 Cu. Ft. Ship Weight: 51 lbs.	1910	2030	2110	2155	2205	2260	2315	2365	NA	NA
<b>622</b> 	<b>Love Seat</b> 52.5 W x 30.5 D x 34 H Seat: 48 W x 21 D Seat Height: 18 Arm Height: 27.5 COM: 4 yds. Carton: 43 Cu. Ft. Ship Weight: 87 lbs.	2610	2770	2925	3030	3190	3345	3450	3610	NA	NA
<b>624</b> 	<b>Bariatric</b> 31.75 W x 30.5 D x 34 H Seat: 28 W x 21 D Seat Height: 18 Arm Height: 27.5 COM: 3.25 yds. Carton: 25 Cu. Ft. Ship Weight: 56 lbs.	2580	2750	2815	2920	2995	3070	3150	3265	NA	NA

## CONTINUES ON FOLLOWING PAGE

- When combining material of different grades, use the higher grade.  
When combining materials of the same grade, Two Tone \$75 List.

# ARRANGE | Gangable / Connecting Tables

Refer to page 6 for New OCI SEATING Freight Program.

Model	Description	FABRIC / LEATHER GRADES									
		1 COM	2	3 COL	4	5	6	7	8	L1	L2
<b>T2020IT</b> 	<b>Inner Table</b> 20 W x 20 D x 20 H Carton: .5 Cu. Ft. Ship Weight: 12 lbs.	880									
<b>T3030CT</b> 	<b>Corner Table</b> 30 W x 30 D x 20 H Carton: 3 Cu. Ft. Ship Weight: 31 lbs. <b>When specifying, you need to allow                      36" x 36" in corner</b>	1260									
<b>T2024ET</b> 	<b>End Table</b> 20 W x 24 D x 20 H Carton: 9Cu. Ft. Ship Weight: 27 lbs.	1080									

**Important: When connecting chairs or tables please provide a drawing that specifies below.**

**LS - Left side sitting**

**RS - Right side sitting**

**LRS - Left and Right side sitting**

- Custom wood finishes available upon request - add \$225 Net per color.

# PATRON | Guest Seating

## Product Features:

- Solid Maple Hardwood Frames
- 18 OCI Seating Wood Finishes
- 4 Different Styles of Free Standing Tables (pages 38,39)

## OCI Seating Finishes:

Mahogany, Summit Cherry, Dark Cherry, Clear Maple, Pacific Cherry, OFS Cherry, Summit Maple, OCI Jade, OCI Espresso, Walnut, Cognac, OCI Light Cherry, Black Lacquer, CI Honey, CI Cherry, OCI Café, Slate Grey & Smoke Grey



Refer to page 6 for New OCI SEATING Freight Program.

Model	Description	FABRIC / LEATHER GRADES									
		1 COM	2	3 COL	4	5	6	7	8	L1	L2
820	<b>Guest Chair</b> 23 W x 25.25 D x 35 H Seat: 20 W x 19 D Seat Height: 18.5 Arm Height: 27.75 COM: 1.5 yds. Carton: 17 Cu. Ft. Ship Weight: 39 lbs.	1160	1210	1255	1330	1395	1435	1475	1525	NA	NA

- When combining material of different grades, use the higher grade. When combining materials of the same grade, Two Tone \$75 List.
- Custom wood finishes available upon request - add \$225 Net per color.





## Product Features:

---

- Fixed Seat Cushion
- High Resilient Long Lasting Polyfoam
- Frame Finish Standard in 16 OCI Finishes on Baltic Birch Plywood
- Features Arm and Armless and Extended Models
- Two Table Sizes
- 300 lb. Test Rating
- Manufactured in U.S.A.

## OCI Seating Finishes:

Mahogany, Summit Cherry, Dark Cherry, Pacific Cherry, OFS Cherry, OCI Jade, OCI Espresso, Walnut, Cognac, OCI Light Cherry, Black Lacquer, CI Cherry, OCI Café, Natural Beech, Slate Grey & Smoke Grey

- When combining material of different grades, use the higher grade. When combining materials of the same grade, Two Tone \$75 List.
- Custom wood finishes available upon request - add \$225 Net per color.







Refer to page 6 for New OCI SEATING Freight Program.

## Ordering Requirements:

- Model Number
- Frame Finish
- Fabric Choice



Refer to page 6 for New OCI SEATING Freight Program.

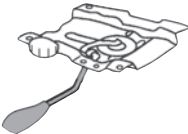
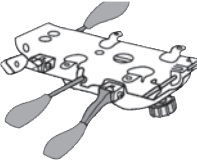
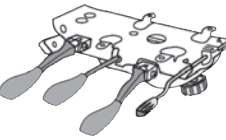
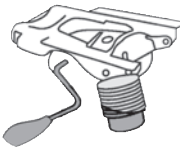
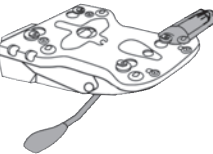
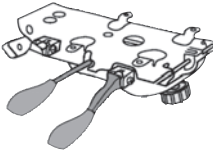
Model	Description	FABRIC GRADES								
		1 COM	2	3 COL	4	5	6	7	8	L2
<b>350</b> 	<b>Armless Guest</b> 21.5 W x 23.75 D x 31.5 H Seat: 19.5 W x 18 D Seat Height: 18 COM: 1.25 yd. Ship Weight: 22 lbs.	945	1005	1070	1130	1165	1205	1255	1305	N/A
<b>351</b> 	<b>Guest</b> 21.5 W x 23.75 D x 31.5 H Seat: 19.5 W x 18 D Seat Height: 18 COM: 1.25 yd. Ship Weight: 26 lbs.	980	1040	1105	1165	1200	1240	1290	1340	N/A
<b>360</b> 	<b>Wide Seat, Armless Guest</b> 27 W x 23.75 D x 31.5 H Seat: 25 W x 18 D Seat Height: 18 COM: 1.5 yd. Ship Weight: 26 lbs.	1015	1085	1150	1210	1245	1285	1335	1385	N/A
<b>361</b> 	<b>Wide Seat, Guest</b> 27 W x 23.75 D x 31.5 H Seat: 25 W x 18 D Seat Height: 18 COM: 1.5 yd. Ship Weight: 30 lbs.	1050	1120	1185	1245	1280	1320	1370	1420	N/A
<b>TC222217</b> 	<b>End Table</b> 22 W x 22 D x 17 H. Ship Weight: 17 lbs.	900								
<b>TC482017</b> 	<b>Coffee Table</b> 48 W x 20 D x 17 H. Ship Weight: 35 lbs.	950								

- When combining material of different grades, use the higher grade.  
When combining materials of the same grade, Two Tone \$75 List.
- Custom wood finishes available upon request - add \$225 Net per color.

Refer to terms and conditions for general information regarding fabrics, finishes, warranty, freight, complete condition of sales and more.

Effective Date: 5/1/2022 | ociseating.com

# CHAIR MECHANISMS & CONTROLS

<p><b>(0) BASIC TASK - Single Paddle Mechanism</b></p>  <p>For use with task and computer work. The Basic Task has simple adjustments and works for casual meeting.</p> <p>Swivels 360°   Horizontal back rest depth   Gas cylinder seat height adjustment.</p> <p><b>\$85 List</b></p>	<p><b>(2) POSTURE TILT - 3 Paddle Mechanism</b></p>  <p>Used for executives, managers and conference rooms. Posture Tilt offers tilt back and rock or lock in upright position for tasking and has separate back lumbar adjustment.</p> <p>Swivels 360°   Seat and back tilt as unit   Gas cylinder seat height   Upright position tilt lock   Tilt tension control   Ratchet back height adjustment   Independent back adjustment</p> <p><b>\$200 List</b></p>
<p><b>(4) MULTIFUNCTION - 3 Paddle Mechanism And Front Stop</b></p>  <p>For use with a variety of task positions and extended hours of usage. The Multifunction offers the most ergonomic controls for an infinite range of movement.</p> <p>Swivels 360°   Seat and back tilt as unit   Gas cylinder seat height adjustment   Infinite seat position tilt and lock   Ratchet back height adjustment   Seat pivots to a 3° forward position   Infinite back angle tilt and lock</p> <p><b>\$315 List</b></p>	<p><b>(5) DELUXE KNEE TILT - Single Paddle Mechanism</b></p>  <p>Used for executives, managers and conference rooms. The best of traditional tilt with a full range of movement.</p> <p>Swivels 360°   Independent articulating seat   Seat and back tilt as unit   Gas cylinder seat height adjustment   Upright position tilt lock   Tilt tension control   Reduced rise of front seat edge</p> <p><b>\$200 List</b></p>
<p><b>(6) SYNCHRO - 2 Paddle Mechanism</b></p>  <p>Synchronized tilting action allows the user's feet to remain on the floor as they tilt backwards.</p> <p>Swivels 360°   5 position tilt lock   Gas cylinder seat height adjustment   Tilt tension control   Seat and back tilt in a 1:2 synchronized ratio.</p> <p><b>\$260 List</b></p>	<p><b>(7) SWIVEL TILT - Single Paddle Mechanism</b></p>  <p>Used for executives, managers and conference rooms. Swivel Tilt offers tilt back and rock or lock in upright position.</p> <p>Swivels 360°   Seat and back tilt as unit   Gas cylinder seat height adjustment   Upright position tilt lock   Tilt tension control</p> <p><b>\$145 List</b></p>

Shipping and handling charges will apply on all parts orders.



## Product Features:

- 18mm Chrome Stackable Tube Frame for all 4 Legged Versions
- 11mm Wire Chrome Metal Sled Base High Density Stacker
- Caster Option on Armless Frame
- 30" 4 Leg Stool Option Armless
- 4 Standard Plastic Colors Available, Ebony, Indigo, Smoke & Cotton
- 3 Special Order Plastic Colors Available, Olive, Apple & Mocha
- Stacks 6 on the Floor, 20 on the Cart (excludes M130 Stool)
- 300 lb. Test Rating
- UV Rated Plastic
- Lifetime Warranty
- Clean-Out Space
- Starts at \$320 List

### Standard Metal Frame Finishes:

-C - Chrome

### Optional Metal Frame Finish:

-S - Silver \$30 List  
 -B - Black \$30 List

### Standard Plastic Colors:

P10 Ebony  
 P20 Indigo  
 P30 Smoke  
 P40 Cotton

### Special Order Plastic Colors:

P50 Olive  
 P60 Apple  
 P70 Mocha

### Optional / Upgrades

-GC	Ganging Connector (Available on ME120C only)	\$20 List
-HFC	Hard Floor Casters	\$45 List
-HFSLC	Hard Floor Self Locking Caster (Casters available on ME110 only)	\$85 List
-MESC	Stacking Cart	\$380 List

Refer to page 6 for New OCI SEATING Freight Program.

# MELITA | Guest and Stack Chairs




## PLASTIC BACK AND SEAT

### Ordering Requirements:

- Model Number
- Frame Finish
- Plastic Color
- Options as Applicable



Refer to page 6 for New OCI SEATING Freight Program.

Model	Description				
 <b>ME100</b>	<b>4 Leg Armless Guest Chair, Glides, Chrome Frame</b> <b>Plastic Back and Seat</b> 19.75 W x 21 D x 33.5 H Seat: 17.25 W x 17 D Seat Height: 18 Ship Weight: 13 lbs.	320			
 <b>ME101</b>	<b>4 Leg Loop Arm Guest Chair, Glides, Chrome Frame</b> <b>Plastic Back and Seat</b> 23 W x 21 D x 33.5 H Seat: 17.25 W x 17 D Seat Height: 18 Arm Height: 25.5 Ship Weight: 16 lbs.	405			
 <b>ME110</b>	<b>4 Leg Armless Guest Chair, Casters, Chrome Frame</b> <b>Plastic Back and Seat</b> 19.75 W x 21 D x 33.5 H Seat: 17.25 W x 17 D Seat Height: 18 Ship Weight: 14 lbs	320			
 <b>ME120</b>	<b>Sled Armless Guest Chair, Glides, Chrome Frame</b> <b>Plastic Back and Seat</b> 19.75 W x 21 D x 33.5 H Seat: 17.25 W x 17 D Seat Height: 18 Ship Weight: 14 lbs	300			
 <b>ME130</b>	<b>4 Leg Armless Stool, Glides, Chrome Frame</b> <b>Plastic Back and Seat</b> 19.75 W x 21 D x 45 H Seat: 17.25 W x 17 D Seat Height: 30 Ship Weight: 19 lbs	475			

# MELITA | Guest and Stack Chairs






## PLASTIC BACK AND UPHOLSTERED SEAT

### Ordering Requirements:

- Model Number
- Frame Finish
- Plastic Color
- Upholstery Selections
- Options as Applicable



Refer to page 6 for New OCI SEATING Freight Program.

Model	Description	FABRIC GRADES							
		1 COM	2	3 COL	4	5	6	7	8
 <b>ME100-SU</b>	<b>4 Leg Armless Guest Chair, Glides, Chrome Frame Plastic Back and Upholstered Seat</b> 19.75 W x 21 D x 33.5 H Seat: 17.25 W x 17 D Seat Height: 18 COM: .75 yds. Ship Weight: 14 lbs	420	455	500	545	575	605	640	685
 <b>ME101-SU</b>	<b>4 Leg Loop Arm Guest Chair, Glides, Chrome Frame Plastic Back and Upholstered Seat</b> 23 W x 21 D x 33.5 H Seat: 17.25 W x 17 D Seat Height: 18 Arm Height: 25.5 COM: .75 yds. Ship Weight: 17 lbs.	505	540	585	630	660	690	725	770
 <b>ME110-SU</b>	<b>4 Leg Armless Guest Chair, Caster, Chrome Frame Plastic Back and Upholstered Seat</b> 19.75 W x 21 D x 33.5 H Seat: 17.25 W x 17 D Seat Height: 18 COM: .75 yds. Ship Weight: 15 lbs	420	455	500	545	575	605	640	685
 <b>ME120-SU</b>	<b>Sled Armless Guest Chair, Glides, Chrome Frame Plastic Back and Upholstered Seat</b> 19.75 W x 21 D x 33.5 H Seat: 17.25 W x 17 D Seat Height: 18 COM: .75 yds. Ship Weight: 15 lbs	400	435	480	525	555	585	620	665
 <b>ME130-SU</b>	<b>4 Leg Armless Stool, Glides, Chrome Frame Plastic Back and Upholstered Seat</b> 19.75 W x 21 D x 45 H Seat: 17.25 W x 17 D Seat Height: 30 COM: .75 yds. Ship Weight: 20 lbs	575	610	655	700	730	760	795	840

# SCORE | Task/Guest Seating

## Product Features:

- In Stock Black or Grey Fabric
- Basic Synchro Tilt Mechanism w/Lock in Upright Position
- Fixed or Adjustable Up/Down Arms
- Chrome Base Optional
- Stool Model (S-126-F-SK or S-126-A-SK) has Standard 8" Gas Lift & Adjustable Foot Ring
- Mechanism functions on page 56
- 300 lb. Test Rating









Qualifies for OCI Seating KD Freight Program.

Please refer to page 6 for more information.


Orders of six (6) chairs or more combined in one shipment are freight free anywhere in the continuous 48 states in the U.S. Five (5) chairs or less are subject to a \$75 freight surcharge.



Model	Description	QUICK SHIP	FABRIC / LEATHER GRADES								
			1 COM	2	3 COL	4	5	6	7	8	L2
 <b>S-16</b> <b>Cantilever Chair, Black or Grey Fabric Seat and Mesh Back Fixed Arm</b> Seat: 19 W x 18 D Back: 19 W x 19.5 H Seat Height: 18.25 36.5 OV H x 24 OV W COM: 1.0 yds. Ship Weight: 38 lbs.		575	635	685	730	770	805	845	885	950	NA
 <b>S-126-F</b> <b>Black or Grey Fabric Seat and Mesh Back Fixed Arm, Standard Black Base</b> <b>Basic Synchro Tilt Mechanism w/Lock in Upright Position</b> Seat: 19 W x 18 D Back: 19 W x 19.5 H Seat Height: 17 - 21 39.75 OV H x 24 OV W COM: 1.0 yds. Ship Weight: 39 lbs.		600	660	710	755	795	830	870	910	975	NA
 <b>S-126-A</b> <b>Black or Grey Fabric Seat and Mesh Back Adjustable Up/Down Arm, Standard Black Base</b> <b>Basic Synchro Tilt Mechanism w/Lock in Upright Position</b> Seat: 19 W x 18 D Back: 19 W x 19.5 H Seat Height: 17 - 21 39.75 OV H x 24 OV W COM: 1.0 yds. Ship Weight: 39 lbs.		615	675	725	770	810	845	885	925	990	NA

## Optional / Upgrades:

-CT Chrome Thunder Base Model - \$145 List

-SK Stool Kit - \$190 List 



# OVATION V | Task Seating

**Product Features:**





- Standard Seat Slider
- 4 Way Adjustable Up/Down In/Out Arms with Sliding Pad
- Ratchet Back Height Adjustment and Adjustable Lumbar
- Optional Headrest
- Stool Models (-SK) have Standard 8" Gas Lift & Adjustable Foot Ring
- Choose from Black or Grey Mesh Back on the OV-436
- Mechanism functions on page 56
- 300 lb. Test Rating




Qualifies for OCI Seating KD Freight Program. Please refer to page 6 for more information.

Orders of six (6) chairs or more combined in one shipment are freight free anywhere in the continuous 48 states in the U.S. Five (5) chairs or less are subject to a \$75 freight surcharge.



Model	Description	QUICK SHIP	FABRIC / LEATHER GRADES								
			1 COM	2	3 COL	4	5	6	7	8	L2
 <b>OV-436</b>	<b>Black Fabric Seat and Mesh Back</b> <b>Adjustable Arm</b> <b>Black Poly Base</b> <b>Syncro Tilt w/Seat Slider and (3) position Back Lock</b> Seat: 20 W x 19 D Back: 21.5 W x 22 H Seat Height: 17.5 - 21.5 42.5 OV H x 25.5 OV W COM: 1.0 yds. Ship Weight: 59 lbs.	 1045	1105	1155	1200	1240	1275	1315	1355	1420	NA
 <b>OV-438-M</b>	<b>Black Mesh Seat and Back</b> <b>Adjustable Arm</b> <b>Aluminum Base</b> <b>Cable Activated Syncro Tilt w/Seat Slider and (3) position Back Lock</b> Seat: 20 W x 19 D Back: 21.5 W x 22 H Seat Height: 17.5 - 21.5 42.5 OV H x 25.5 OV W COM: 1.0 yds. Ship Weight: 59 lbs.	 1175									

**Optional / Upgrades:**

- CT Chrome Thunder Base Model - \$145 List
- OV-HR Optional Headrest - \$110.00 List
- HF Casters - \$35.00 List
- SK Stool Kit - \$230.00 List 

# TRENDI Black Frame | Task, Guest and Nesting Chairs

## Product Features:

- In Stock Black Frame/Black Mesh – Black Frame/Grey Mesh with Matching Fabric Seats
- Upgraded Optional Fabric Seat Choices – Black(1) Crimson(2) Grey(3) Lime(4) Ocean(5) Tangerine(6) Teal(7) - \$40 List
- Advanced Synchro Tilt Mechanism
- 3 Way Adjustable Up/Down with Sliding Pad forward/back, Left or Right
- Seat Slider and Adjustable Lumbar
- 300 lb. Test Rating
- Mechanism functions on page 56







Qualifies for OCI Seating KD Freight Program. Please refer to page 6 for more information.

Orders of six (6) chairs or more combined in one shipment are freight free anywhere in the continuous 48 states in the U.S. Five (5) chairs or less are subject to a \$75 freight surcharge.

For non KD products please refer to page 6 for New OCI SEATING Freight Program.



Model	Description	QUICK SHIP	FABRIC / LEATHER GRADES									
			1 COM	2	3 COL	4	5	6	7	8	L2	
 <b>TR-638-B-B</b> <b>TR-638-B-G</b>	<b>Black Frame with Black Mesh Back</b> <b>Black Frame with Grey Mesh Back</b> Seat: 19.5 W x 18.5 D Back: 18.25 W x 22.5 H Seat Height: 18.5 - 21.5 39.5 - 42.75 OV H x 26.5 OV W COM: .75 yds. Ship Weight: 42 lbs.	 800	865	910	950	985	1020	1060	1110	1160	NA	
 <b>TR-20-B-B</b> <b>TR-20-B-G</b>	<b>Black Frame with Black Mesh Back</b> <b>Black Frame with Grey Mesh Back</b> Seat: 19.5 W x 19.5 D Back: 18.5 W x 18 H Seat Height: 17.5 - 20.5 35 - 38 OV H x 25 OV W COM: .75 yds. Ship Weight: 55 lbs. (x2)	625	685	735	780	820	855	895	935	1000	NA	
 <b>TR-14-B-B</b> <b>TR-14-B-G</b>	<b>Black Frame / Black Mesh Back with Gliders</b> <b>Black Frame / Grey Mesh Back with Gliders</b> <b>Available with Silver Frame (TR14S)</b> Seat: 18.25 W x 18.25 D Back: 18.5 W x 18 H Seat Height: 18.5 35 OV H x 23.25 OV W COM: .75 yds. Ship Weight: 70 lbs. (x3)	650	710	760	805	845	880	920	960	1025	NA	
 <b>TR-15-B-B</b> <b>TR-15-B-G</b>	<b>Black Frame / Black Mesh Back with Casters</b> <b>Black Frame / Grey Mesh Back with Casters</b> <b>Available with Silver Frame (TR15S)</b> Seat: 18.25 W x 18.25 D Back: 18.5 W x 18 H Seat Height: 18.5 35 OV H x 23.25 OV W COM: .75 yds. Ship Weight: 70 lbs. (x3)	650	710	760	805	845	880	920	960	1025	NA	

## Optional / Upgrades

Upgraded Optional Fabric Seat Choices - \$40 List

(Add to Quick Ship cost)

Trendi Chrome Base (CTR) - \$145 List

Stool Kit - \$190 List



# TRENDI White Frame | Task, Guest and Nesting Chairs

## Product Features:

- In Stock White Frame/Grey Mesh with Matching Fabric Seats
- Upgraded Optional Fabric Seat Choices – Black(1) Crimson(2) Grey(3) Lime(4) Ocean(5) Tangerine(6) Teal(7) - \$40 List
- Advanced Synchro Tilt Mechanism
- 3 Way Adjustable Up/Down with Sliding Pad forward/back, Left or Right
- Seat Slider and Adjustable Lumbar
- Trendi Chrome Base Standard
- Mechanism functions on page 56







Qualifies for OCI Seating KD Freight Program.

Please refer to page 6 for more information.

Orders of six (6) chairs or more combined in one shipment are freight free anywhere in the continuous 48 states in the U.S. Five (5) chairs or less are subject to a \$75 freight surcharge.

For non KD products please refer to page 6 for New OCI SEATING Freight Program.



Model	Description	QUICK SHIP	FABRIC / LEATHER GRADES									
			1 COM	2	3 COL	4	5	6	7	8	L2	
 <b>TR-638-W-G</b> <b>White Frame with Grey Mesh Back</b> Seat: 19.5 W x 18.5 D Back: 18.25 W x 22.5 H Seat Height: 18.5 - 21.5 39.5 - 42.75 OV H x 26.5 OV W COM: .75 yds. Ship Weight: 42 lbs.		870	930	980	1025	1065	1100	1140	1180	1245	NA	
 <b>TR-20-W-G</b> <b>White Frame with Grey Mesh Back</b> Seat: 19.5 W x 19.5 D Back: 18.5 W x 18 H Seat Height: 17.5 - 20.5 35 - 38 OV H x 25 OV W COM: .75 yds. Ship Weight: 55 lbs. (x2)		690	755	800	845	885	920	960	1000	1065	NA	
 <b>TR-14S-W-G</b> <b>Silver Frame / White Back/Grey Mesh with Gliders</b> Seat: 18.25 W x 18.25 D Back: 18.5 W x 18 H Seat Height: 18.5 35 OV H x 23.25 OV W COM: .75 yds. Ship Weight: 70 lbs. (x3)		715	775	825	870	910	945	985	1025	1090	NA	
 <b>TR-15S-W-G</b> <b>Silver Frame / White Back/Grey Mesh with Casters</b> Seat: 18.25 W x 18.25 D Back: 18.5 W x 18 H Seat Height: 18.5 35 OV H x 23.25 OV W COM: .75 yds. Ship Weight: 70 lbs. (x3)		715	775	825	870	910	945	985	1025	1090	NA	

## Optional / Upgrades

Upgraded Optional Fabric Seat Choices - \$40 List

(Add to Quick Ship cost)

Stool Kit - \$190 List



# BRAVO | Task Seating

## Product Features:



- In Stock Black Frame/Black Mesh – Black Frame/Grey Mesh with Matching Seats
- In Stock White Frame/Grey, Blue or Tan Mesh with Matching Seats
- Upgraded Optional Fabric Seat Choices – Black(01) Dove(02) Latte(03) Sky(04)- \$40 List
- Advanced Synchro Tilt Mechanism
- 3 Way Adjustable Up/Down with Sliding Pad forward/back, Left or Right
- Seat Slider and Adjustable Lumbar
- Mechanism functions on page 56
- 300 lb. Test Rating




Qualifies for OCI Seating KD Freight Program. Please refer to page 6 for more information.

Orders of six (6) chairs or more combined in one shipment are freight free anywhere in the continuous 48 states in the U.S. Five (5) chairs or less are subject to a \$75 freight surcharge.



Model	Description	QUICK SHIP	FABRIC / LEATHER GRADES									
			1 COM	2	3 COL	4	5	6	7	8	L2	
<b>BR-738-B-B</b> <b>BR-738-B-G</b> 	<b>Black Frame with Black Mesh Back</b> <b>Black Frame with Grey Mesh Back</b> Seat: 18.5 W x 19.5 D Back: 17.5 W x 20 H Seat Height: 17.5 - 20.5 35.5 - 38.5 OV H x 26.5 OV W COM: .75 yds. Ship Weight: 44 lbs.		700	750	810	855	895	930	970	1010	1075	NA
	<b>BR-738-W-G</b> 		<b>White Frame with Grey Mesh Back</b> Seat: 18.5 W x 19.5 D Back: 17.5 W x 20 H Seat Height: 17.5 - 20.5 35.5 - 38.5 OV H x 26.5 OV W COM: .75 yds. Ship Weight: 44 lbs.		775	835	885	930	970	1005	1045	1085

## Optional / Upgrades:

- Upgraded Optional Fabric Seat Choices - \$40 List (Add to Quick Ship cost)
- Poly Loop Arm, Black or White (PLB), (PLW) - NC
- Bravo Chrome Base (CBR) - \$145 List
- Stool Kit - \$190 List 

# CONNECT Full Size | Task Seating

**Product Features:**

- Standard seat wrapped with 1/2" memory foam
- Ratchet back height adjustment (N/A on basic)
- Multiple arm options available
- Standard black poly base
- Mechanism functions on page 56
- 300 lb. Test Rating











Qualifies for OCI Seating KD Freight Program. Please refer to page 6 for more information.

Orders fewer than five (5) chairs are subject to a \$75 freight surcharge.
















Orders of six (6) or more combined in one shipment are freight free anywhere in the continuous 48 states in the U.S.



**Chairs priced below are without Arms.**

Model	Description	KD	FABRIC / LEATHER GRADES								L2
			1 COM	2	3 COL	4	5	6	7	8	
<b>C-220</b> 	<b>Basic Task Pneumatic Seat Height</b> Seat: 21 W x 19 D Back: 20 W x 22 H Seat Height: 18 - 22 43 OV H x 29 OV W COM: 1.75 yds. Ship Weight: 36 lbs.		565	625	690	750	785	825	875	925	NA
<b>C-227</b> 	<b>Swivel Tilt Pneumatic Seat Height</b> Seat: 21 W x 19 D Back: 20 W x 22 H Seat Height: 18 - 22 43 OV H x 29 OV W COM: 1.75 yds. Ship Weight: 39 lbs.		625	685	750	810	845	885	935	985	NA
<b>C-222</b> 	<b>Posture Tilt Independent Back Adjustment</b> Seat: 21 W x 19 D Back: 20 W x 22 H Seat Height: 18 - 22 43 OV H x 29 OV W COM: 1.75 yds. Ship Weight: 40 lbs.		685	745	810	870	905	945	995	1045	NA
<b>C-224</b> 	<b>Multifunction Tilt Lock/Forward Seat Tilt</b> Seat: 21 W x 19 D Back: 20 W x 22 H Seat Height: 18.5 - 22.5 44 OV H x 29 OV W COM: 1.75 yds. Ship Weight: 46 lbs.		805	865	930	990	1025	1065	1115	1165	NA

# OPTIONAL UPGRADES |

ARM FUNCTION		ARM PAD	BASE	CASTERS (SET)	EXTRAS
-A	\$150  Adjustable Height Adjustable Width Komfort Pad Included	-B \$0  Bullet Design	-T (included)  Black Thunder OB Casters	-SA \$25  Silver Accent	-MW \$100 1/2" Additional Memory Seat Wrap  -SS \$110 Seat Slider <i>Not Available on Basic Mechanism</i> 
-CP	\$160  Poly C Black	-K \$0  Komfort Waterfall	-CT \$145  Chrome Thunder OB Casters	-OB \$25  Oversize Black	-CM \$30 Cylinder Minus Decrease 2" Height  -BB \$35 Ballistic Nylon Outer Back Only  -SF \$60 1" Seat Foam Add
-AO	\$180  Adjustable Height Angled Design Brushed Accent Bullet Pad Included		-BA \$145  Brushed Aluminum OB Casters	-OC \$125  Oversize Chrome	
-AI	\$180  Adjustable Height Adjustable Width Bullet Pad Included			-HF \$35  Hard Floor	
				-GL \$35  Bell Glides	

# CONNECT Highback | Task Seating

**Product Features:**

- Standard seat wrapped with 1/2" memory foam
- Ratchet back height adjustment (N/A on basic)
- Multiple arm options available
- Standard black poly base
- Mechanism functions on page 56
- 300 lb. Test Rating







Qualifies for OCI Seating KD Freight Program. Please refer to page 6 for more information.

Orders fewer than five (5) chairs are subject to a \$75 freight surcharge.

Orders of six (6) or more combined in one shipment are freight free anywhere in the continuous 48 states in the U.S.





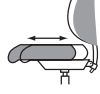













Chairs priced below are without Arms.

Model	Description	FABRIC / LEATHER GRADES								L2	
		1 COM	2	3 COL	4	5	6	7	8		
<b>C-237</b> 	<b>Swivel Tilt Pneumatic Seat Height</b> Seat: 22 W x 20 D Back: 20 W x 26 H Seat Height: 18 - 22 48 OV H x 29 OV W COM: 2 yds. Ship Weight: 42 lbs.		705	780	890	1000	1105	1200	1265	1360	NA
			840	915	1025	1135	1240	1335	1400	1495	NA
<b>C-234</b> 	<b>Multifunction Tilt Lock/Forward Seat Tilt</b> Seat: 22 W x 20 D Back: 20 W x 26 H Seat Height: 18.5 - 22.5 48.5 OV H x 29 OV W COM: 2 yds. Ship Weight: 49 lbs.		840	915	1025	1135	1240	1335	1400	1495	NA
			840	915	1025	1135	1240	1335	1400	1495	NA



# OPTIONAL UPGRADES |

ARM FUNCTION	ARM PAD	BASE	CASTERS (SET)	EXTRAS
<b>-A \$150</b>  <b>Adjustable Height</b> <b>Adjustable Width</b> Komfort Pad Included	<b>-B \$0</b>  <b>Bullet Design</b>	<b>-T (included)</b>  <b>Black Thunder</b> <b>OB Casters</b>	<b>-SA \$25</b>  <b>Silver Accent</b>	<b>-MW \$100</b> 1/2" Additional Memory Seat Wrap  <b>-SS \$110</b> Seat Slider <i>Not Available on                      Basic Mechanism</i> 
<b>-CP \$160</b>  <b>Poly C</b> Black	<b>-K \$0</b>  <b>Komfort Waterfall</b>	<b>-CT \$145</b>  <b>Chrome Thunder</b> <b>OB Casters</b>	<b>-OB \$25</b>  <b>Oversize Black</b>	<b>-CM \$30</b> Cylinder Minus Decrease 2" Height  <b>-BB \$35</b> Ballistic Nylon <i>Outer Back Only</i>  <b>-SF \$60</b> 1" Seat Foam Add
<b>-AO \$180</b>  <b>Adjustable Height</b> <b>Angled Design</b> <b>Brushed Accent</b> Bullet Pad Included	<b>-W \$40</b>  <b>Waterfall Diamond Design</b>	<b>-BA \$145</b>  <b>Brushed Aluminum</b> <b>OB Casters</b>	<b>-OC \$125</b>  <b>Oversize Chrome</b>	
<b>-AI \$180</b>  <b>Adjustable Height</b> <b>Adjustable Width</b> Bullet Pad Included			<b>-HF \$35</b>  <b>Hard Floor</b>	
			<b>-GL \$35</b>  <b>Bell Glides</b>	

# CONNECT Multi-Shift | Task Seating

**Product Features:**

- Standard seat wrapped with 1/2" memory foam
- Ratchet back height adjustment
- Multiple arm options available
- Heavy duty black spyder base
- Multifunction Mechanism
- Mechanism functions on page 56
- 300 lb. Test Rating







Qualifies for OCI Seating KD Freight Program. Please refer to page 6 for more information.

Orders fewer than five (5) chairs are subject to a \$75 freight surcharge.





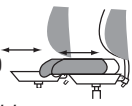











Orders of six (6) or more combined in one shipment are freight free anywhere in the continuous 48 states in the U.S.



Chairs priced below are without Arms.

Model	Description	KD	FABRIC / LEATHER GRADES								L2
			1 COM	2	3 COL	4	5	6	7	8	
 <b>C-224-MS</b>	<b>Full Size</b> <b>Tilt Lock/Forward Seat Tilt</b> Seat: 21 W x 19 D Back: 20 W x 22 H Seat Height: 18.5 - 22.5 44 OV H x 29 OV W COM: 1.75 yds. Ship Weight: 50 lbs.		1005	1080	1185	1260	1360	1460	1505	1605	NA
			1080	1155	1260	1335	1435	1535	1580	1680	NA
 <b>C-234-MS</b>	<b>Highback</b> <b>Tilt Lock/Forward Seat Tilt</b> Seat: 22 W x 20 D Back: 20 W x 26 H Seat Height: 18.5 - 22.5 48 OV H x 29 OV W COM: 2 yds. Ship Weight: 53 lbs.		1080	1155	1260	1335	1435	1535	1580	1680	NA
			1080	1155	1260	1335	1435	1535	1580	1680	NA

# OPTIONAL UPGRADES |

ARM FUNCTION		ARM PAD	BASE	CASTERS (SET)	EXTRAS
-A \$150		-B \$0  Bullet Design	-T (included)  Black Thunder OB Casters	-SA \$25  Silver Accent	-MW \$100 1/2" Additional Memory Seat Wrap  -SS \$110 Seat Slider <i>Not Available on Basic Mechanism</i>
-CP \$160	 Poly C Black	-K \$0  Komfort Waterfall	-CT \$145  Chrome Thunder OB Casters	-OB \$25  Oversize Black	-CM \$30 Cylinder Minus Decrease 2" Height  -BB \$35 Ballistic Nylon <i>Outer Back Only</i>  -SF \$60 1" Seat Foam Add
-AO \$180	 Adjustable Height Angled Design Brushed Accent Bullet Pad Included	-W \$40  Waterfall Diamond Design	-BA \$145  Brushed Aluminum OB Casters	-OC \$125  Oversize Chrome	
-AI \$180	 Adjustable Height Adjustable Width Bullet Pad Included			-HF \$35  Hard Floor	
				-GL \$35  Bell Glides	

# CONNECT Stools | Task Seating

**Product Features:**

- Standard seat wrapped with 1/2" memory foam
- Ratchet back height adjustment
- Multiple arm options available
- Standard black poly base
- 8" cylinder standard
- Optional 10" cylinder (SCP) for 25" - 35.5" seat height
- Mechanism functions on page 56
- 300 lb. Test Rating





Qualifies for OCI Seating KD Freight Program. Please refer to page 6 for more information.

Orders fewer than five (5) chairs are subject to a \$75 freight surcharge.
















Orders of six (6) or more combined in one shipment are freight free anywhere in the continuous 48 states in the U.S.



**Chairs priced below are without Arms.**

Model	Description	FABRIC / LEATHER GRADES									
		1 COM	2	3 COL	4	5	6	7	8	L2	
C-220-SK	 <p><b>Basic</b>  <b>Pneumatic Seat Height</b>                      Seat: 21 W x 19 D                      Back: 20 W x 22 H                      Seat Height: 24 - 32                      Variable OV H x 29 OV W                      COM: 1.5 yds.                      Ship Weight: 42 lbs.</p>		755	815	880	940	975	1015	1065	1115	NA

# OPTIONAL UPGRADES |

ARM FUNCTION		ARM PAD	BASE	CASTERS (SET)	EXTRAS
-A	\$150  Adjustable Height Adjustable Width Komfort Pad Included	-B \$0  Bullet Design	-T (included)  Black Thunder OB Casters	-SA \$25  Silver Accent	-MW \$100 1/2" Additional Memory Seat Wrap  -BB \$35 Ballistic Nylon Outer Back Only
-CP	\$160  Poly C Black	-K \$0  Komfort Waterfall	-CT \$145  Chrome Thunder OB Casters	-OB \$25  Oversize Black	-SF \$60 1" Seat Foam Add
-AO	\$180  Adjustable Height Angled Design Brushed Accent Bullet Pad Included	-W \$40  Waterfall Diamond Design	-BA \$145  Brushed Aluminum OB Casters	-OC \$125  Oversize Chrome	
-AI	\$180  Adjustable Height Adjustable Width Bullet Pad Included			-HF \$35  Hard Floor	
				-GL \$35  Bell Glides	







# CONNECT Guest Seating | Black or Silver Frame

**Product Features:**

- Black frame with black arms standard
- Silver frame optional - add SLV after model  
- for example: C-14-SLV (no charge)
- Stacks 4 high
- 300 lb. Test Rating



Refer to page 6 for New OCI SEATING Freight Program.

Model	Description	FABRIC / LEATHER GRADES								L2
		1 COM	2	3 COL	4	5	6	7	8	
<b>C-14-NA</b> 	<b>Armless Leg Chair</b> Seat: 20 W x 19 D Back: 19 W x 16 H Seat Height: 18.5 33.25 OV H x 22 OV W COM: 1.5 yds. Ship Weight: 26 lbs.	500	560	625	685	720	760	810	860	NA
<b>C-14-NA-C</b> 	<b>Armless Leg Chair with Casters</b> Seat: 20 W x 19 D Back: 19 W x 16 H Seat Height: 18.5 33.25 OV H x 22 OV W COM: 1.5 yds. Ship Weight: 26 lbs.	530	590	655	715	750	790	840	890	NA
<b>C-14</b> 	<b>4 Leg Guest</b> Seat: 20 W x 19 D Back: 19 W x 16 H Seat Height: 18.5 33.25 OV H x 25 OV W COM: 1.5 yds. Ship Weight: 26 lbs.	550	610	675	735	770	810	860	910	NA
<b>C-14-C</b> 	<b>4 Leg Guest with Casters</b> Seat: 20 W x 19 D Back: 19 W x 16 H Seat Height: 18.5 33.25 OV H x 25 OV W COM: 1.5 yds. Ship Weight: 26 lbs.	580	640	705	765	800	840	890	940	NA
<b>C-14-NA Stool</b> 	<b>No Arms</b> Seat: 20 W x 19 D Back: 19 W x 16 H Seat Height: 27.5 42.75 OV H x 22 OV W COM: 1.5 yds. Ship Weight: 26 lbs.	700	760	825	885	920	960	1010	1060	NA
<b>C-14 Stool</b> 	<b>Stool</b> Seat: 20 W x 19 D Back: 19 W x 16 H Seat Height: 27.5 42.75 OV H x 22 OV W COM: 1.5 yds. Ship Weight: 26 lbs.	725	785	850	910	945	985	1035	1085	NA

# CONNECT | Bariatric Seating

**Product Features:**

- Black frame with black arms standard
- Silver frame optional - add SLV after model  
- for example: C-14-SLV (no charge)
- Stacks 4 high
- 500 lb. Test Rating



Refer to page 6 for New OCI SEATING Freight Program.

Model	Description	FABRIC / LEATHER GRADES								L2
		1 COM	2	3 COL	4	5	6	7	8	
C-14-500	<b>4 Leg Guest Rated to 500 lbs.</b> Seat: 25 W x 18.5 D Back: 24 W x 16.5 H Seat Height: 19 Fixed 33.25 OV H x 30 OV W COM: 1.5 yds. Ship Weight: 30 lbs.	1130	1240	1320	1405	1505	1585	1680	1780	NA

**Optional / Upgrades:**

- CRT Cart, Stacks 6 high - \$300 List
- SG Ganging Bracket - \$25 per set of 2



# IMAGE Midback Swivel Tilt | Task/Conference Seating

**Product Features:**

- Standard seat with high density foam
- Multiple arm options available
- 4 base styles to choose from
- Mechanism functions on page 56
- 300 lb. Test Rating






Qualifies for OCI Seating KD Freight Program. Please refer to page 6 for more information.





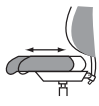












Orders fewer than five (5) chairs are subject to a \$75 freight surcharge.

Orders of six (6) or more combined in one shipment are freight free anywhere in the continuous 48 states in the U.S.



Model	Description	Kd	FABRIC / LEATHER GRADES								
			1 COM	2	3 COL	4	5	6	7	8	L2
<b>I-27-T-OB</b> 	<b>Armless</b> Seat: 19 W x 19 D Back: 19 W x 23 H Seat Height: 17 - 20 41 OV H x 27 OV W COM: 1.75 yds. Ship Weight: 38 lbs.		680	755	860	935	1035	1115	1180	1280	1430
<b>I-27-AI-B-T-OB</b> 	<b>Adjustable Height and Width Arms</b> Seat: 19 W x 19 D Back: 19 W x 23 H Seat Height: 17 - 20 41 OV H x 27 OV W COM: 1.75 yds. Ship Weight: 45 lbs.		860	935	1040	1115	1215	1295	1360	1460	1610
<b>I-27-CP-T-OB</b> 	<b>Poly C Arm</b> Seat: 19 W x 19 D Back: 19 W x 23 H Seat Height: 17 - 20 41 OV H x 27 OV W COM: 1.75 yds. Ship Weight: 45 lbs.		840	915	1020	1095	1195	1275	1340	1440	1590

# OPTIONAL UPGRADES |

ARM FUNCTION		ARM PAD	BASE	CASTERS (SET)	EXTRAS
-A \$150		-B \$0  Bullet Design	-T (included)  Black Thunder OB Casters	-SA \$25  Silver Accent	-MW \$100 1/2" Additional Memory Seat Wrap 
-CP \$160	 Poly C Black	-K \$0  Komfort Waterfall	-CT \$145  Chrome Thunder OB Casters	-OB (included)  Oversize Black	-SS \$110 Seat Slider <i>Not Available on Basic Mechanism</i>
-AO \$180	 Adjustable Height Angled Design Brushed Accent Bullet Pad Included	-W \$40  Waterfall Diamond Design	-BA \$145  Brushed Aluminum OB Casters	-OC \$125  Oversize Chrome	-BB \$35 Ballistic Nylon <i>Outer Back Only</i>  -SF \$60 1" Seat Foam Add
-AI \$180	 Adjustable Height Adjustable Width Bullet Pad Included			-HF \$35  Hard Floor	
-L \$225	 Polished Loop Black Vinyl Pad No optional arm pad			-GL \$35  Bell Glides	

## MECHANISMS

-ST \$165



Synchro Tilting  
Seat / Back

-MF \$200



Multifunction  
Most Ergo Controls

# IMAGE Highback Swivel Tilt | Task/Conference Seating

**Product Features:**

- Standard seat with high density foam
- Multiple arm options available
- 4 base styles to choose from
- Mechanism functions on page 56
- 300 lb. Test Rating






Qualifies for OCI Seating KD Freight Program. Please refer to page 6 for more information.

Orders fewer than five (5) chairs are subject to a \$75 freight surcharge.


















Orders of six (6) or more combined in one shipment are freight free anywhere in the continuous 48 states in the U.S.



Chairs priced below are without Arms.

Model	Description	KD	FABRIC / LEATHER GRADES								
			1 COM	2	3 COL	4	5	6	7	8	L2
<b>I-37-T-OB</b> 	<b>Armless</b> Seat: 19 W x 19 D Back: 19 W x 26 H Seat Height: 17 - 20 44 OV H x 27 OV W COM: 2 yds. Ship Weight: 42 lbs.		755	865	945	1030	1130	1205	1305	1405	1605
<b>I-37-AI-B-T-OB</b> 	<b>Adjustable Height and Width Arms</b> Seat: 19 W x 19 D Back: 19 W x 26 H Seat Height: 17 - 20 44 OV H x 27 OV W COM: 2 yds. Ship Weight: 49 lbs.		935	1045	1125	1210	1310	1385	1485	1585	1785
<b>I-37-CP-T-OB</b> 	<b>Poly C Arm</b> Seat: 19 W x 19 D Back: 19 W x 26 H Seat Height: 17 - 20 44 OV H x 27 OV W COM: 2 yds. Ship Weight: 49 lbs.		915	1025	1105	1210	1295	1365	1465	1565	1765

# OPTIONAL UPGRADES |

ARM FUNCTION		ARM PAD	BASE	CASTERS (SET)	EXTRAS
-A	\$150  Adjustable Height Adjustable Width Komfort Pad Included	-B \$0  Bullet Design	-T (included)  Black Thunder OB Casters	-SA \$25  Silver Accent	-MW \$100 1/2" Additional Memory Seat Wrap  -SS \$110 Seat Slider <i>Not Available on Basic Mechanism</i>
-CP	\$160  Poly C Black	-K \$0  Komfort Waterfall	-CT \$145  Chrome Thunder OB Casters	-OB (included)  Oversize Black	-CM \$30 Cylinder Minus Decrease 2" Height  -BB \$35 Ballistic Nylon <i>Outer Back Only</i>
-AO	\$180  Adjustable Height Angled Design Brushed Accent Bullet Pad Included	-W \$40  Waterfall Diamond Design	-BA \$145  Brushed Aluminum OB Casters	-OC \$125  Oversize Chrome	-SF \$60 1" Seat Foam Add
-AI	\$180  Adjustable Height Adjustable Width Bullet Pad Included			-HF \$35  Hard Floor	
-L	\$225  Polished Loop Black Vinyl Pad No optional arm pad			-GL \$35  Bell Glides	

## MECHANISMS

-ST \$165



Synchro Tilting  
Seat / Back

-MF \$200



Multifunction  
Most Ergo Controls



# IMAGE Guest Seating | Black or Silver Frame

**Product Features:**

- Black frame with black arms standard
- Silver frame optional - add SLV after model  
- for example: C-14-SLV (no charge)
- Stacks 4 high
- 300 lb. Test Rating



Refer to page 6 for New OCI SEATING Freight Program.

Model	Description	FABRIC / LEATHER GRADES								L2
		1 COM	2	3 COL	4	5	6	7	8	
<b>I-18-NA</b> 	<b>Armless</b> <b>Stackable 4 High</b> Seat: 19 W x 17 D Back: 19 W x 17 H Seat Height: 18 Fixed 34.5 OV H x 22 OV W COM: 1.5 yds. Ship Weight: 33 lbs.	705	765	830	890	925	965	1025	1065	NA
<b>I-18</b> 	<b>Black Poly Arm Standard</b> <b>Stackable 4 High</b> Seat: 19 W x 17 D Back: 19 W x 17 H Seat Height: 18 Fixed 34.5 OV H x 25 OV W COM: 2 yds. Ship Weight: 35 lbs.	745	805	870	930	965	1005	1065	1105	NA






# ANYWHERE FABRIC | Guest Seating

**Product Features:**

- Fabric Seat / Back
- Black or Silver Frame
- Black or Silver Arms
- Wall Saver Legs
- With or Without Arms or Casters
- Stacks 5 High
- 300 lb. Test Rating



Refer to page 6 for New OCI SEATING Freight Program.

Model	Description	FABRIC / LEATHER GRADES								L2
		1 COM	2	3 COL	4	5	6	7	8	
 <b>A-14-NA</b> <b>Armless Four Leg Guest</b> Seat: 22 W x 18.25 D Back: 18.25 W x 16.75 H Seat Height: 19 33.25 OV H x 22 OV W COM: 1.25 yds. Ship Weight: 22 lbs.	515	565	630	670	700	750	785	855	NA	
 <b>A-14-NA-C</b> <b>Armless Four Leg Guest with Casters</b> Seat: 22 W x 18.25 D Back: 18.25 W x 16.75 H Seat Height: 19 33.25 OV H x 22 OV W COM: 1.25 yds. Ship Weight: 23 lbs.	545	595	660	700	730	780	815	885	NA	
 <b>A-14</b> <b>Four Leg Guest</b> Seat: 22 W x 18.25 D Back: 18.25 W x 16.75 H Seat Height: 19 33.25 OV H x 25 OV W COM: 1.25 yds. Ship Weight: 23 lbs.	565	615	680	720	750	800	835	905	NA	
 <b>A-14-C</b> <b>Four Leg Guest with Casters</b> Seat: 22 W x 18.25 D Back: 18.25 W x 16.75 H Seat Height: 19 33.25 OV H x 25 OV W COM: 1.25 yds. Ship Weight: 24 lbs.	595	645	710	750	780	830	865	935	NA	
 <b>A-14-500</b> <b>Bariatric Guest (Black Frame Only)</b> Seat: 28.5 W x 19 D Back: 28.5 W x 16.75 H Seat Height: 19.75 34.25 OV H x 34 OV W COM: 2 yds. Ship Weight: 42 lbs.	1110	1220	1300	1385	1485	1560	1660	1760	NA	





# ANYWHERE Poly Back | Guest Seating

**Product Features:**

- Black Poly Back Standard / Fabric Seat
- Black or Silver Frame
- Black or Silver Arms
- Wall Saver Legs
- With or Without Arms or Casters
- Stacks 6 High
- 300 lb. Test Rating



Refer to page 6 for New OCI SEATING Freight Program.

Model	Description	FABRIC / LEATHER GRADES								
		1 COM	2	3 COL	4	5	6	7	8	L2
<b>A-14-NA-PB</b>	<b>Armless Four Leg Guest</b> Seat: 20 W x 19.5 D Back: 18.25 W x 17 H Seat Height: 19 33.25 OV H x 25 OV W COM: .75 yds. Ship Weight: 21 lbs.	500	550	595	635	670	710	750	815	NA
										
<b>A-14-NA-PB-C</b>	<b>Armless Four Leg Guest with Casters</b> Seat: 20 W x 19.5 D Back: 18.25 W x 17 H Seat Height: 19 33.25 OV H x 25 OV W COM: .75 yds. Ship Weight: 22 lbs.	530	580	625	665	700	740	780	845	NA
										
<b>A-14-PB</b>	<b>Four Leg Guest</b> Seat: 20 W x 19.5 D Back: 18.25 W x 17 H Seat Height: 19 33.25 OV H x 25 OV W COM: .75 yds. Ship Weight: 22 lbs.	550	600	645	685	720	760	800	865	NA
										
<b>A-14-PB-C</b>	<b>Four Leg Guest with Casters</b> Seat: 20 W x 19.5 D Back: 18.25 W x 17 H Seat Height: 19 33.25 OV H x 25 OV W COM: .75 yds. Ship Weight: 23 lbs.	580	630	675	715	750	890	830	895	NA
										



# G2 | Guest Seating designed by Francisco Romero



## Product Features:

---

- Fully Upholstered Guest, Bariatric, 26" and 30" Café Stool Models
- Available with Arms or Armless
- Round Tubular Steel Frame
- Guest chair offered in two standard frame finish options:  
Metallic Silver and Black
- Bariatric model offered in Metallic Silver and Black
- Silver and Black Arm Finishes
- Available with Glides or Casters
- Wall-Saver Leg Design
- Stacks up to 5-high on Dolly or 4-high From the Floor
- 300 lb. Weight Capacity
- Bariatric model 500 lb. Weight Capacity
- Accompanying Counter and Bar Height Stools also Available
- Starting COM List Price = \$560

## Optional / Upgrades

---

-G2SC	Stacking Cart	\$450 List
-FO	1" Additional Foam	\$65 List
-GC	Ganging Connector	\$45 List
-HFC	Hard Floor Casters	\$30 List
-VCT	VCT Tile Glides	\$30 List
-MB	Moisture Barrier	\$65 List

- When combining material of different grades, use the higher grade.  
When combining materials of the same grade, Two Tone \$75 List.

Refer to page 6 for New OCI SEATING Freight Program.





# G2 | Guest Seating

## Ordering Requirements:

- Model Number
- Upholstery Selections



Refer to page 6 for New OCI SEATING Freight Program.

Model	Description	FABRIC GRADES							
		1 COM	2	3 COL	4	5	6	7	8
<b>2610</b> 	<b>Guest Chair, Glide, Armless Fully Upholstered</b> 21 W x 23.5 D x 31 H Seat: 18.5 W x 18.5 D Back: 17.25 W x 13.5 H Seat Height: 17.75 COM: 1.25 yds. Ship Weight: 20 lbs	535	585	650	690	720	770	805	875
<b>2615</b> 	<b>Guest Chair, Glide, Arm Fully Upholstered</b> 23.5 W x 23.5 D x 31 H Seat: 18.5 W x 18.5 D Back: 17.25 W x 13.5 H Seat Height: 17.75 Arm Height from Seat: 26 COM: 1.25 yds. Ship Weight: 22 lbs	585	635	700	740	770	820	855	925
<b>2620</b> 	<b>Guest Chair, Caster, Armless Fully Upholstered</b> 21 W x 23.5 D x 31 H Seat: 18.5 W x 18.5 D Back: 17.25 W x 13.5 H Seat Height: 17.75 COM: 1.25 yds. Ship Weight: 20 lbs	565	615	680	720	750	800	835	905
<b>2625</b> 	<b>Guest Chair, Caster, Arm Fully Upholstered</b> 23.5 W x 23.5 D x 31 H Seat: 18.5 W x 18.5 D Back: 17.25 W x 13.5 H Seat Height: 17.75 Arm Height from Seat: 26 COM: 1.25 yds. Ship Weight: 22 lbs	615	665	730	770	800	850	885	955

Refer to terms and conditions for general information regarding fabrics, finishes, warranty, freight, complete condition of sales and more.

Effective Date: 5/1/2022 | ociseating.com






# G2 | Guest Seating

## Ordering Requirements:

- Model Number
- Upholstery Selections



Refer to page 6 for New OCI SEATING Freight Program.

Model	Description	FABRIC GRADES							
		1 COM	2	3 COL	4	5	6	7	8
 <p><b>2630</b>  <b>Stool Chair 30", Glide, Armless</b>  <b>Fully Upholstered</b>                      21.5 W x 24.5 D x 41 H                      Seat: 18.5 W x 18.5 D                      Back: 17.25 W x 13.5 H                      Seat Height: 30                      COM: 1.25 yds.                      Ship Weight: 26 lbs</p>	700	750	815	855	885	935	970	1040	
 <p><b>2635</b>  <b>Stool Chair 30", Glide, Arm</b>  <b>Fully Upholstered</b>                      23.5 W x 24.5 D x 41 H                      Seat: 18.5 W x 18.5 D                      Back: 17.25 W x 13.5 H                      Seat Height: 30                      Arm Height from Seat: 26                      COM: 1.25 yds.                      Ship Weight: 28 lbs</p>	750	800	865	905	935	985	1020	1090	
 <p><b>2640</b>  <b>Stool Chair 26", Glide, Armless</b>  <b>Fully Upholstered</b>                      21.5 W x 24.5 D x 37 H                      Seat: 18.5 W x 18.5 D                      Back: 17.25 W x 13.5 H                      Seat Height: 30                      COM: 1.25 yds.                      Ship Weight: 25 lbs</p>	700	750	815	855	885	935	970	1040	
 <p><b>2645</b>  <b>Stool Chair 26", Glide, Arm</b>  <b>Fully Upholstered</b>                      23.5 W x 24.5 D x 37 H                      Seat: 18.5 W x 18.5 D                      Back: 17.25 W x 13.5 H                      Seat Height: 18.5                      Arm Height from Seat: 26                      COM: 1.25 yds.                      Ship Weight: 27 lbs</p>	750	800	865	905	935	985	1020	1090	
 <p><b>2655</b>  <b>Barriatric Chair, Glide, Arm</b>  <b>Fully Upholstered</b>                      34.5 W x 24.5 D x 32 H                      Seat: 30 W x 19 D                      Back: 29 W x 14.5 H                      Seat Height: 18                      Arm Height from Seat: 26                      COM: 2.5 yds.                      Ship Weight: 50 lbs</p>	1110	1245	1325	1425	1490	1550	1635	1735	

Refer to terms and conditions for general information regarding fabrics, finishes, warranty, freight, complete condition of sales and more.

Effective Date: 5/11/2022 | ociseating.com

# FINESSE Midback Knee Tilt | Conference Seating

## Product Features:

- Deluxe knee tilt control
- Multiple arm options available
- High density foam creates comfort and support all day
- Mechanism functions on page 56
- 300 lb. Test Rating



Refer to page 6 for New OCI SEATING Freight Program.

Model	Description	FABRIC / LEATHER GRADES								
		1 COM	2	3 COL	4	5	6	7	8	L2
F-35	<b>Black Metal Arm with PVC Pads</b> Seat: 20.5 W x 18 D Back: 20.5 W x 20.5 H Seat Height: 17.5 - 21.5 41.5 OV H x 25 OV W COM: 2.5 yds. Ship Weight: 55 lbs.	1050	1185	1265	1365	1430	1490	1575	1675	1950
F-25	<b>Cantilever Base Guest Chair</b> Seat: 20.5 W x 18 D Back: 20.5 W x 22 H Seat Height: 18 38 OV H x 25 OV W COM: 2.5 yds. Ship Weight: 55 lbs.	1000	1135	1215	1315	1380	1440	1525	1625	1900

## Optional / Upgrades

Chrome Thunder Base / OB Casters (CT) - \$145 List



Brushed Aluminum Base / OB Casters (BA) - \$145 List



# FINESSE Highback Knee Tilt | Conference Seating

## Product Features:

- Deluxe knee tilt control
- Multiple arm options available
- High density foam creates comfort and support all day
- Mechanism functions on page 56
- 300 lb. Test Rating



Refer to page 6 for New OCI SEATING Freight Program.

Model	Description	FABRIC / LEATHER GRADES								
		1 COM	2	3 COL	4	5	6	7	8	L2
F-45	<b>Black Metal Arm with PVC Pads</b> Seat: 20.5 W x 18 D Back: 20.5 W x 27 H Seat Height: 17.5 - 21.5 47 OV H x 25 OV W COM:3 yds. Ship Weight: 60 lbs.	1150	1310	1370	1470	1545	1615	1690	1800	2250
F-25	<b>Cantilever Base Guest Chair</b> Seat: 20.5 W x 18 D Back: 20.5 W x 22 H Seat Height: 18 38 OV H x 25 OV W COM: 2.5 yds. Ship Weight: 55 lbs.	1000	1135	1215	1315	1380	1440	1525	1625	1900

## Optional / Upgrades

Chrome Thunder Base / OB Casters (CT) - \$145 List



Brushed Aluminum Base / OB Casters (BA) - \$145 List



# Evolve | Executive & Conference Seating

**Product Features:**

- In-stock 48 hour Quick Ship
- Chrome frame with black, white or grey synthetic leather cover
- Chrome arms with removable arm covers
- Chrome 5-leg base standard
- Pneumatic knee-tilt mechanism with lock in upright position only
- Ships KD with assembly required



Qualifies for OCI Seating KD Freight Program.







Please refer to page 6 for more information.

Orders fewer than five (5) chairs are subject to a \$75 freight surcharge.

Orders of six (6) or more combined in one shipment are freight free anywhere in the continuous 48 states in the U.S.

For non KD products please refer to page 6 for New OCI SEATING Freight Program.



Model	Description		QUICK SHIP
 <b>EV-45</b>	<b>Highback</b> <b>Knee Tilt</b> Seat: 19 W x 17.5 D Back: 18.5 W x 26 H Seat Height: 18 - 21.5 43 - 46 OV H x 22 OV W COM: NA. Ship Weight: 50 lbs.		895
 <b>EV-35</b>	<b>Midback</b> <b>Knee Tilt</b> Seat: 19 W x 17.5 D Back: 18.5 W x 19 H Seat Height: 18 - 21.5 36 - 39 OV H x 22 OV W COM: NA. Ship Weight: 48 lbs.		870
 <b>EV-25</b>	<b>Guest Chair</b> <b>Cantilever Base</b> Seat: 19 W x 17.5 D Back: 18.5 W x 19 H Seat Height: 18.5 36 OV H x 22 OV W COM: NA. Ship Weight: 40 lbs.		790



## Product Features:

---

- Fixed Seat Cushion
- High Resilient Long Lasting Polyfoam
- Frame Finish Standard in 16 OCI Finishes on Baltic Birch Plywood
- Features Arm and Armless and Extended Models
- Two Table Sizes
- 300 lb. Test Rating
- Manufactured in U.S.A.

## OCISitwell Finishes:

Mahogany, Summit Cherry, Dark Cherry,  
Pacific Cherry, OFS Cherry, OCI Jade, OCI  
Expresso, Walnut, Cognac, OCI Light Cherry,  
Black Lacquer, CI Cherry, OCI Café, Natural  
Beech, Slate Grey & Smoke Grey

- When combining material of different grades, use the higher grade.  
When combining materials of the same grade, Two Tone \$60 List.
- Custom wood finishes available upon request - add \$195.00 Net per color.

Refer to page 6 for New OCI Sitwell Freight Program.









## Ordering Requirements:

- Model Number
- Frame Finish
- Fabric Choice



Refer to page 6 for New OCI Sitwell Freight Program.

Model	Description	1 COM	2	3 COL	FABRIC GRADES					L2
					4	5	6	7	8	
<b>350</b> 	<b>Armless Guest</b> 21.5 W x 23.75 D x 31.5 H Seat: 19.5 W x 18 D Seat Height: 18 COM: 1.25 yd. Ship Weight: 22 lbs.	895	955	1020	1080	1115	1155	1205	1255	N/A
<b>351</b> 	<b>Guest</b> 21.5 W x 23.75 D x 31.5 H Seat: 19.5 W x 18 D Seat Height: 18 COM: 1.25 yd. Ship Weight: 26 lbs.	930	990	1055	1115	1150	1190	1240	1290	N/A
<b>360</b> 	<b>Wide Seat, Armless Guest</b> 27 W x 23.75 D x 31.5 H Seat: 25 W x 18 D Seat Height: 18 COM: 1.5 yd. Ship Weight: 26 lbs.	965	1035	1100	1160	1195	1235	1285	1335	N/A
<b>361</b> 	<b>Wide Seat, Guest</b> 27 W x 23.75 D x 31.5 H Seat: 25 W x 18 D Seat Height: 18 COM: 1.5 yd. Ship Weight: 30 lbs.	1000	1070	1135	1195	1230	1270	1320	1370	N/A
<b>TC222217</b> 	<b>End Table</b> 22 W x 22 D x 17 H. Ship Weight: 17 lbs.	875								
<b>TC482017</b> 	<b>Coffee Table</b> 48 W x 20 D x 17 H. Ship Weight: 35 lbs.	925								

- When combining material of different grades, use the higher grade.  
When combining materials of the same grade, Two Tone \$60 List.
- Custom wood finishes available upon request - add \$195.00 Net per color.

Refer to terms and conditions for general information regarding fabrics, finishes, warranty, freight, complete condition of sales and more.

Effective Date: 5/1/2022 | ociseating.com

## G2 | Guest Seating designed by Francisco Romero



### Product Features:

---

- Fully Upholstered Guest, Bariatric, and Guest 30" Stool Models
- Available with Arms or Armless
- Round Tubular Steel Frame
- Guest chair offered in two standard frame finish options:  
Metallic Silver and Black
- Bariatric model offered in Metallic Silver and Black
- Silver and Black Arm Finishes
- Available with Glides or Casters
- Wall-Saver Leg Design
- Stacks up to 5-high on Dolly or 4-high From the Floor
- 300 lb. Weight Capacity
- Bariatric model 500 lb. Weight Capacity
- Accompanying Counter and Bar Height Stools also Available
- Starting COM List Price = \$456

- When combining material of different grades, use the higher grade.  
When combining materials of the same grade, Two Tone \$60 List.





Refer to page 6 for New OCI Sitwell Freight Program.

# G2 | Guest Chairs

## Ordering Requirements:

- Model Number
- Upholstery Selections

Refer to page 6 for New OCI Sitwell Freight Program.

Model	Description	FABRIC GRADES							
		1 COM	2	3 COL	4	5	6	7	8
<b>2610</b> 	<b>Guest Chair, Glide, Armless Fully Upholstered</b> 21 W x 23.5 D x 31 H Seat: 18.5 W x 18.5 D Back: 17.25 W x 13.5 H Seat Height: 17.75 COM: 1.25 yds. Ship Weight: 20 lbs	570	620	685	725	755	805	840	910
<b>2615</b> 	<b>Guest Chair, Glide, Arm Fully Upholstered</b> 23.5 W x 23.5 D x 31 H Seat: 18.5 W x 18.5 D Back: 17.25 W x 13.5 H Seat Height: 17.75 Arm Height from Seat: 26 COM: 1.25 yds. Ship Weight: 22 lbs	620	670	735	775	805	855	890	960
<b>2620</b> 	<b>Guest Chair, Caster, Armless Fully Upholstered</b> 21 W x 23.5 D x 31 H Seat: 18.5 W x 18.5 D Back: 17.25 W x 13.5 H Seat Height: 17.75 COM: 1.25 yds. Ship Weight: 20 lbs	595	645	710	750	780	830	865	935
<b>2625</b> 	<b>Guest Chair, Caster, Arm Fully Upholstered</b> 23.5 W x 23.5 D x 31 H Seat: 18.5 W x 18.5 D Back: 17.25 W x 13.5 H Seat Height: 17.75 Arm Height from Seat: 26 COM: 1.25 yds. Ship Weight: 22 lbs	645	695	760	800	830	880	915	985

Refer to terms and conditions for general information regarding fabrics, finishes, warranty, freight, complete condition of sales and more.






Effective Date: 5/1/2022 | ociseating.com

# G2 | Guest Chairs

## Ordering Requirements:

- Model Number
- Upholstery Selections

Refer to page 6 for New OCI Sitwell Freight Program.

Model	Description	FABRIC GRADES							
		1 COM	2	3 COL	4	5	6	7	8
<b>2630</b> 	<b>Stool Chair 30", Glide, Armless</b> <b>Fully Upholstered</b> 21.5 W x 24.5 D x 41 H Seat: 18.5 W x 18.5 D Back: 17.25 W x 13.5 H Seat Height: 30 COM: 1.25 yds. Ship Weight: 26 lbs	690	740	805	845	875	925	960	1030
<b>2635</b> 	<b>Stool Chair 30", Glide, Arm</b> <b>Fully Upholstered</b> 23.5 W x 24.5 D x 41 H Seat: 18.5 W x 18.5 D Back: 17.25 W x 13.5 H Seat Height: 30 Arm Height from Seat: 26 COM: 1.25 yds. Ship Weight: 28 lbs	740	790	855	895	925	975	1010	1080
<b>2640</b> 	<b>Stool Chair 26", Glide, Armless</b> <b>Fully Upholstered</b> 21.5 W x 24.5 D x 37 H Seat: 18.5 W x 18.5 D Back: 17.25 W x 13.5 H Seat Height: 30 COM: 1.25 yds. Ship Weight: 25 lbs	685	735	800	840	870	920	955	1025
<b>2645</b> 	<b>Stool Chair 26", Glide, Arm</b> <b>Fully Upholstered</b> 23.5 W x 24.5 D x 37 H Seat: 18.5 W x 18.5 D Back: 17.25 W x 13.5 H Seat Height: 18.5 Arm Height from Seat: 26 COM: 1.25 yds. Ship Weight: 27 lbs	735	785	850	890	920	990	1005	1075
<b>2655</b> 	<b>Barriatric Chair, Glide, Arm</b> <b>Fully Upholstered</b> 34.5 W x 24.5 D x 32 H Seat: 30 W x 19 D Back: 29 W x 14.5 H Seat Height: 18 Arm Height from Seat: 26 COM: 2.5 yds. Ship Weight: 50 lbs	1110	1245	1325	1425	1490	1550	1635	1735

Refer to terms and conditions for general information regarding fabrics, finishes, warranty, freight, complete condition of sales and more.

Effective Date: 5/11/2022 | ociseating.com



**Product Features:**

---

- Fully upholstered seat and back
- Clean Out
- Field Replaceable Seat
- Solid H-Frame construction
- Tandem Arm available
- Guest Weight Capacity 350lbs
- Bariatric Weight Capacity 500lbs
- Available with Urethane or Wood Arm Caps
- Available with side, corner, and end tables

**OCI Seating Finishes:**

Mahogany, Summit Cherry, Dark Cherry, Pacific Cherry, OFS Cherry, OCI Jade, OCI Espresso, Walnut, Cognac, OCI Light Cherry, Black Lacquer, CI Cherry, OCI Café, Natural Beech, Slate Grey & Smoke Grey

- When combining material of different grades, use the higher grade.  
When combining materials of the same grade, Two Tone \$75 List.





Refer to page 6 for New OCI Seating Freight Program.

# SANTEE | Guest & Tandem Wood Chairs

## Ordering Requirements:

- Model Number
- Upholstery Selections

Refer to page 6 for New OCI Seating Freight Program.




Model	Description	FABRIC GRADES							
		1 COM	2	3 COL	4	5	6	7	8
380	 <p><b>Wood Guest Chair, Single Seat</b>                      26 W x 23.5 D x 32.5 H                      Seat: 22.5 W x 19 D                      Back: 22.5 W x 15.5 H                      Seat Height: 17.5                      Arm Height from Seat: 7.5                      COM: 1.5 yds. Carton: 17 Cu. Ft.                      Ship Weight: 32 lbs</p>	1350	1410	1475	1535	1560	1600	1650	1700
382	 <p><b>Wood Guest Chair, 2 Seat</b>                      50.5 W x 23.5 D x 32.5 H                      Seat: 22.5 W x 19 D                      Back: 22.5 W x 15.5 H                      Seat Height: 17.5                      Arm Height from Seat: 7.5                      COM: 3 yds. Carton: 43 Cu. Ft.                      Ship Weight: 57 lbs</p>	2498	2618	2748	2868	2918	2998	3098	3198
383	 <p><b>Wood Guest Chair, 3 Seat</b>                      75 W x 23.5 D x 32.5 H                      Seat: 22.5 W x 19 D                      Back: 22.5 W x 15.5 H                      Seat Height: 17.5                      Arm Height from Seat: 7.5                      COM: 4.5 yds. Carton: 58 Cu. Ft.                      Ship Weight: 82 lbs</p>	3746	3926	4121	4301	4376	4496	4646	4796
385	 <p><b>Wood Guest Chair, Bariatric</b>                      33.5 W x 23.5 D x 32.5 H                      Seat: 30.5 W x 19 D                      Back: 30.5 W x 15.5 H                      Seat Height: 17.5                      Arm Height from Seat: 7.5                      COM: 2.5 yds. Carton: 25 Cu. Ft.                      Ship Weight: 38 lbs</p>	1950	2095	2180	2285	2350	2415	2505	2610

# SANTEE | Configurable Wood Chairs

## Ordering Requirements:

- Model Number
- Upholstery Selections

Refer to page 6 for New OCI Seating Freight Program.

Model	Description	FABRIC GRADES							
		1 COM	2	3 COL	4	5	6	7	8
<b>380-ST</b> 	<b>Wood Guest Chair, Starter Unit</b> 26 W x 23.5 D x 32.5 H Seat: 22.5 W x 19 D Back: 22.5 W x 15.5 H Seat Height: 17.5 Arm Height from Seat: 7.5 COM: 1.5 yds. Carton: 17 Cu. Ft. Ship Weight: 32 lbs	1375	1435	1500	1560	1585	1625	1675	1725
<b>380-CU</b> 	<b>Wood Guest Chair, Center Unit</b> 24.5 W x 23.5 D x 32.5 H Seat: 22.5 W x 19 D Back: 22.5 W x 15.5 H Seat Height: 17.5 Arm Height from Seat: 7.5 COM: 1.5 yds. Carton: 17 Cu. Ft. Ship Weight: 25 lbs	1230	1290	1355	1415	1440	1480	1530	1580
<b>380-EU</b> 	<b>Wood Guest Chair, End Unit</b> 24.5 W x 23.5 D x 32.5 H Seat: 22.5 W x 19 D Back: 22.5 W x 15.5 H Seat Height: 17.5 Arm Height from Seat: 7.5 COM: 1.5 yds. Carton: 17 Cu. Ft. Ship Weight: 25 lbs	1205	1265	1330	1390	1415	1455	1505	1555






# SANTEE | Configurable Wood Chairs / Bariatric

## Ordering Requirements:

- Model Number
- Upholstery Selections

Refer to page 6 for New OCI Seating Freight Program.

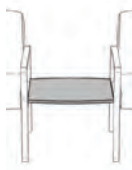


Model	Description	FABRIC GRADES							
		1 COM	2	3 COL	4	5	6	7	8
<b>385-ST</b> 	<b>Wood Guest Chair, Starter Unit Bariatric</b> 33.4 W x 23.5 D x 32.5 H Seat: 30.5 W x 19 D Back: 30.5 W x 15.5 H Seat Height: 17.5 Arm Height from Seat: 7.5 COM: 2.5 yds. Carton: 25 Cu. Ft. Ship Weight: 38 lbs	1975	2120	2205	2310	2375	2446	2530	2635
<b>385-CU</b> 	<b>Wood Guest Chair, Center Unit Bariatric</b> 32 W x 23.5 D x 32.5 H Seat: 30.5 W x 19 D Back: 30.5 W x 15.5 H Seat Height: 17.5 Arm Height from Seat: 7.5 COM: 2.5 yds. Carton: 25 Cu. Ft. Ship Weight: 31 lbs	1830	1975	2060	2165	2230	2295	2385	2490
<b>385-EU</b> 	<b>Wood Guest Chair, End Unit Bariatric</b> 32 W x 23.5 D x 32.5 H Seat: 30.5 W x 19 D Back: 30.5 W x 15.5 H Seat Height: 17.5 Arm Height from Seat: 7.5 COM: 2.5 yds. Carton: 25 Cu. Ft. Ship Weight: 31 lbs	1805	1950	2035	2140	2205	2270	2360	2465

# SANTEE | Connecting and End Tables

## Ordering Requirements:

- Model Number

Refer to page 6 for New OCI Seating Freight Program.

Model	Description	Laminate	Veneer
<b>T380-IT</b> 	<b>Inner Connecting Table</b> 21 W x 20 D x 17 H. Ship Weight: 20 lbs. Carton: 1 Cu. Ft.	600	645
<b>T380-CT</b> 	<b>Corner Connecting Table</b> 28 W x 28 D x 17 H. Ship Weight: 24 lbs. Carton: 9 Cu. Ft.	1050	1105
<b>T380-ET</b> 	<b>End Connecting Table</b> 10.5 W x 20 D x 17 H. Ship Weight: 16 lbs. Carton: 9 Cu. Ft.	750	795



**Product Features:**

---

- Fully upholstered seat and back
- Clean Out
- Field Replaceable Seat
- Solid H-Frame construction
- Tandem Arm available
- Guest Weight Capacity 350lbs
- Bariatric Weight Capacity 500lbs
- Available with Urethane or Wood Arm Caps
- Available with side, corner, and end tables

- When combining material of different grades, use the higher grade.  
When combining materials of the same grade, Two Tone \$75 List.

Refer to page 6 for New OCI Seating Freight Program.

# SANTEE | Guest & Tandem Metal Chairs

## Ordering Requirements:

- Model Number
- Upholstery Selections

Refer to page 6 for New OCI Seating Freight Program.




Model	Description	FABRIC GRADES							
		1 COM	2	3 COL	4	5	6	7	8
390	<b>Metal Guest Chair, Single Seat</b> 25 W x 23.5 D x 32.5 H Seat: 22.5 W x 19 D Back: 22.5 W x 15 H Seat Height: 17.5 Arm Height from Seat: 7.5 COM: 1.5 yds. Carton: 17 Cu. Ft. Ship Weight: 43 lbs	1175	1235	1300	1360	1385	1425	1475	1525
392	<b>Metal Guest Chair, 2 Seat</b> 48.5 W x 23.5 D x 32.5 H Seat: 22.5 W x 19 D Back: 22.5 W x 15 H Seat Height: 17.5 Arm Height from Seat: 7.5 COM: 3 yds. Carton: 43 Cu. Ft. Ship Weight: 76 lbs	2173	2293	2423	2543	2593	2673	2773	2873
393	<b>Metal Guest Chair, 3 Seat</b> 72 W x 23.5 D x 32.5 H Seat: 22.5 W x 19 D Back: 22.5 W x 15 H Seat Height: 17.5 Arm Height from Seat: 7.5 COM: 4.5 yds. Carton: 58 Cu. Ft. Ship Weight: 109 lbs	3354	3534	3729	3909	3984	4104	4254	4404
395	<b>Metal Guest Chair, Bariatric</b> 33.5 W x 23.5 D x 32.5 H Seat: 30.5 W x 19 D Back: 30.5 W x 15.5 H Seat Height: 17.5 Arm Height from Seat: 7.5 COM: 2.5 yds. Carton: 25 Cu. Ft. Ship Weight: 51 lbs	1705	1845	1930	2035	2100	2165	2255	2360

# SANTEE | Configurable Metal Chairs

## Ordering Requirements:

- Model Number
- Upholstery Selections

Refer to page 6 for New OCI Seating Freight Program.




Model	Description	FABRIC GRADES							
		1 COM	2	3 COL	4	5	6	7	8
<b>390-ST</b> 	<b>Metal Guest Chair, Starter Unit</b> 25 W x 23.5 D x 32.5 H Seat: 22.5 W x 19 D Back: 22.5 W x 15.5 H Seat Height: 17.5 Arm Height from Seat: 7.5 COM: 1.5 yds. Carton: 17 Cu. Ft. Ship Weight: 43 lbs	1200	1260	1325	1385	1410	1450	1500	1550
<b>390-CU</b> 	<b>Metal Guest Chair, Center Unit</b> 23.5 W x 23.5 D x 32.5 H Seat: 22.5 W x 19 D Back: 22.5 W x 15.5 H Seat Height: 17.5 Arm Height from Seat: 7.5 COM: 1.5 yds. Carton: 17 Cu. Ft. Ship Weight: 36 lbs	1070	1130	1195	1255	1280	1320	1370	1420
<b>390-EU</b> 	<b>Metal Guest Chair, End Unit</b> 23.5 W x 23.5 D x 32.5 H Seat: 22.5 W x 19 D Back: 22.5 W x 15.5 H Seat Height: 17.5 Arm Height from Seat: 7.5 COM: 1.5 yds. Carton: 17 Cu. Ft. Ship Weight: 36 lbs	1405	1105	1170	1230	1255	1295	1345	1395

# SANTEE | Configurable Metal Chairs / Bariatric

## Ordering Requirements:

- Model Number
- Upholstery Selections

Refer to page 6 for New OCI Seating Freight Program.

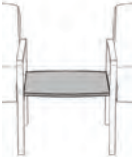


Model	Description	FABRIC GRADES							
		1 COM	2	3 COL	4	5	6	7	8
<b>395-ST</b> 	<b>Metal Guest Chair, Starter Unit Bariatric</b> 33.4 W x 23.5 D x 32.5 H Seat: 30.5 W x 19 D Back: 30.5 W x 15.5 H Seat Height: 17.5 Arm Height from Seat: 7.5 COM: 2.5 yds. Carton: 25 Cu. Ft. Ship Weight: 51 lbs	1725	1870	1955	2060	2125	2190	2280	2385
<b>395-CU</b> 	<b>Metal Guest Chair, Center Unit Bariatric</b> 32 W x 23.5 D x 32.5 H Seat: 30.5 W x 19 D Back: 30.5 W x 15.5 H Seat Height: 17.5 Arm Height from Seat: 7.5 COM: 2.5 yds. Carton: 25 Cu. Ft. Ship Weight: 41 lbs	1595	1740	1825	1930	1995	2060	2150	2255
<b>395-EU</b> 	<b>Metal Guest Chair, End Unit Bariatric</b> 32 W x 23.5 D x 32.5 H Seat 30.5 W x 19 D Back: 30.5 W x 15.5 H Seat Height: 17.5 Arm Height from Seat: 7.5 COM: 2.5 yds. Carton: 25 Cu. Ft. Ship Weight: 41 lbs	1570	1715	1800	1905	1970	2035	2125	2230

# SANTEE | Connecting and End Tables

## Ordering Requirements:





















- Model Number

Refer to page 6 for New OCI Seating Freight Program.

Model	Description	Laminate	Veneer
<b>T380-IT</b> 	<b>Inner Connecting Table</b> 21 W x 20 D x 17 H. Ship Weight: 20 lbs. Carton: 1 Cu. Ft.	600	645
<b>T380-CT</b> 	<b>Corner Connecting Table</b> 28 W x 28 D x 17 H. Ship Weight: 24 lbs. Carton: 9 Cu. Ft.	1050	1105
<b>T380-ET</b> 	<b>End Connecting Table</b> 10.5 W x 20 D x 17 H. Ship Weight: 16 lbs. Carton: 9 Cu. Ft.	750	795



# REPLACEMENT PARTS LIST |

ARMS (PAIR)		ARM PADS (PAIR)		BASE		CASTERS (EACH)		UPGRADES	
-A	\$175  Adjustable Height Adjustable Width Comfort Pad Included	-B	\$50  Bullet Design	-S	\$100  Black Spyder SB Casters	-SB	\$20  Standard Black	-SS	\$125  Seat Slider Not Available on Basic Mechanism
-CP	\$175  Poly C Black	-K	\$50  Komfort Waterfall	-T	\$100  Black Thunder OB Casters	-SA	\$20  Silver Accent	-RC	\$75  Replacement Pneumatic Cylinder (Task)
-AO	\$195  Adjustable Height Angled Design Brushed Accent Bullet Pad Included	-W	\$50  Waterfall Diamond Design	-CT	\$200  Chrome Thunder OB Casters	-OB	\$25  Oversize Black	-RCS	\$125  Replacement Pneumatic Cylinder (Stool)
-AI	\$195  Adjustable Height Adjustable Width Bullet Pad Included			-BA	\$200  Brushed Aluminum OB Casters	-OC	\$25  Oversize Chrome		
-L	\$250  Polished Loop Black Vinyl Pad No optional arm pad					-SL	\$35  Self Locking		
						-HF	\$35  Hard Floor		
						-GL	\$25  Bell Glides		

Above costs are all List Price.  
Shipping and handling charges will apply on all parts orders.

**FABRIC, CARTON & SOFT SEATING PARTS**

**Fabric/Vinyl/Faux Leather/Genuine Leather**

Grade 1 Fabric, Vinyl . . . . .	\$66/Yard List
Grade 2 Fabric, Vinyl or Faux Leather . . . . .	\$88/Yard List
Grade 3 Fabric, Vinyl or Faux Leather . . . . .	\$115/Yard List
Grade 4 Fabric, Vinyl or Faux Leather . . . . .	\$170/Yard List
Grade 5 Fabric, Vinyl or Faux Leather . . . . .	\$205/Yard List
Grade 6 Fabric, Vinyl or Faux Leather . . . . .	\$245/Yard List
Grade 7 Fabric, Vinyl or Faux Leather . . . . .	\$270/Yard List
Grade 8 Fabric, Vinyl or Faux Leather . . . . .	\$300/Yard List

**Cartons**

Task/Ergo Seating (Assembled). . . . .	\$20 Net
Wood Reception/Management . . . . .	\$20 Net
Club Chair . . . . .	\$25 Net
Love Seat . . . . .	\$50 Net
Sofa . . . . .	\$60 Net
Reception Tables and Benches . . . . .	\$20 Net

**Other Options**

Chrome, Brushed Silver, Satin Nickel or Black Legs (Soft Seating) . . . . .	(Set of 4) \$170 List
Wood Legs (Soft Seating) . . . . .	(Set of 4) \$200 List
Casters (Soft Seating) . . . . .	(Set of 2) \$50 List

Shipping and handling charges will apply on all parts orders.



**OC**  
SEATING

# 2022 price guide

