



OG
SEATING

2023 Price Guide

Effective March 15, 2023



OCI SEATING | Table of Contents

Seating by Category	3	C.O.M. Information	9
About Us	4	Fabric Program.	10-12
Sustainability	5	(CF Stinson, Mayer, Momentum)	
Terms and Conditions	6	Chair Mechanisms and Controls	82
Freight Program	7	Replacement Parts	118
Warranty	8	Fabric, Carton and Soft Seating Parts	119

Lounge Seating & Tables

500 Symphony.	13
510 Flair.	14
540 Edge	15
550 Flux	16-17
560 Tux	18
570 Imperial	19
590 Tahoe	20
610 Harmony	21
710 Tux Lite	22
2000 Masso	23-24
Masso Occasional Tables	25-26
2200 Instint.	27-29
2300 Breeze.	30-31
Breeze Occasional Tables	32-33
1000 Unite Modular Seating	34-38
ELĒ	39-42
ELĒ Occasional & Meeting Tables.	43-45
Mylina	46-48
TL/TLF Occasional & Reception Tables.	49
TLT/TLR/TLB Occasional Tables & Benches	50
Capa Tables	65-66
Santee End & Coffee Tables	77-78

Wood Seating

100 Geo	51
151 Diva	52
160/170 Solo	52
260/270 Duo	53
200/400 Entourage.	54
440 Trilogy	55
460 Protégé	56-57
470/480 Response	58-60
490/620 Arrange	61-63
820 Patron	64
Capa	65-66

Santee Wood	67-71
-----------------------	-------

Ergo, Metal, Task & Management Seating

Santee Metal	72-76
Melita	79-81
Ami	83
Score	84
Ovation V	85
Trendi All Mesh	86
Trendi	87-88
Trendi 2.0	89-92
Bravo.	93
Connect	94-103
Image	104-108
Anywhere	109-110
G2	111-113
Finesse	114-115
Forum	116
Evolve	117

Benches / Ottomans

Edge Series	15
TLB Series	50
Unite Series	34-38

Lounge / Soft Seating

Symphony	13
Flair	14
Edge	15
Flux	16-17
Tux	18
Imperial	19
Tahoe	20
Harmony	21
Tux Lite	22
Masso	23-24
Instint	27-29
Breeze	30-31
Unite	34-38
ELĒ	39-42
Mylina	46-48

Modular Seating

Flux	16-17
Unite	34-38

Tables

Flux Modular Seating	16-17
Masso Occasional Tables	25-26
Breeze Occasional Tables	32-33
Unite Modular Seating	34-38
ELĒ Occasional & Meeting Tables	43-45
TL Occasional Tables	49
TLF Occasional Tables	49
TLT Occasional Tables	50
TLR Occasional Tables	50
Capa Tables	66
Santee End & Coffee Tables	77-78

Wood Guest Seating

Geo	51
Diva / Solo	52
Duo	53
Entourage	54
Trilogy	55
Protégé	56-57
Response	58-60
Arrange	61-63
Patron	64
Capa	66

Santee	68-69
--------	-------

Wood Bariatric Seating

Trilogy	55
Protégé	56-57
Response	58-60
Arrange	61-63
Santee	68-71

Metal Bariatric Seating

Santee	73-76
Connect	103
G2	109

Stool Seating

ELĒ	42
Response	58-60
Arrange	61
Melita Guest	80-81
Trendi 2.0	91-92
Connect Task	100-101
Connect Guest	102
G2	113

Multi-shift Task Seating

Connect	98-99
---------	-------

Ergo, Exec, Task & Management Seating

Ami	83
Score	84
Ovation V	85
Trendi All Mesh	86
Trendi	87-88
Trendi 2.0	89-91
Bravo	93
Connect Task	94-101
Image	104-107
Finesse	114-115
Forum	116
Evolve	117

Metal Guest, Nesting & Stackable Seating

ELĒ	40
Santee	73-74
Melita	80-81
Trendi	87-88
Trendi 2.0	90
Connect	102
Image	108
Anywhere	109-110
G2	112

About us:

OCI Seating joined the contract furniture market determined to offer our customers a quality product at an excellent value with shorter lead-times. By maintaining this service-oriented perspective, customers have been drawn to our ability to design and develop innovative products, while offering personal support and exceptional experiences. Our exceptional value, combined with design motivated products, on-time delivery, and our dedication to customer experiences have made us stand out in the furniture industry.

Founded in 1974, owned and operated as a family business to date, we have enjoyed incredible growth since. From our beginning in Whittier California, our innovative spirit influences our operations and commitment to being flexible to accommodate our customers' needs.

We started making budget wood seating many years ago and have grown into a company making a wide selection of products for the contract market today. Our main philosophy has been that our commitment to customer satisfaction begins from the time an order is placed to well after the customer has received their products.

With over 48 years of experience in manufacturing office seating, we maintain the highest industry standards by standing behind our product with a full written guarantee. Our success is also attributed to the many representative, dealers and customers who have been affiliated with our company. Because of these efforts, OCI Seating has become a name that stands for quality and reliability.

At OCI Seating our products range from Executive, Conference, Guest, Reception and Soft seating. Through our relationship with Momentum Textiles, CF Stinson, Mayer and many other textile firms we offer a palette of over 500 fabrics from which to choose. As part of our service, we offer lead times that are some of the best and most reliable in the industry. Our chairs meet ANSI-BIFMA X5.1-2017 certified by an independent laboratory. They are engineered, designed and constructed to conform to the proper ergonomic dimensions as defined by the "National Standard for Human Factors".

In today's ever changing office environment, OCI Seating has positioned itself in providing a product that is a great value, produced in a timely manner with many options from which to choose. Please take a look at our many products.

OCI Sustainability Footprint

At OCI Seating our commitment to sustainability is an essential part of every decision we make. This is not only true about the products we bring to market, but in how we manufacture, distribute, and market them. Standard recycling procedures along with the implementation of lean practices and best practices which lead to good habits, we can meaningfully minimize any negative impact we may have on our environment.

Best Practices - OCI Seating may not fit into the category of a multinational but we certainly understand our responsibility to minimize our disruption to our surrounding environment. We encourage our employees, vendors, and customers to participate in our sustainability program by following these "Best Practices":

- Minimize waste in our supply chain by working together with our suppliers to minimize waste in their packaging by developing reusable containers for parts.
- We go out of our way to approve suppliers based on quality of parts produced to eliminate needless non-conformances that helps reduce the production of unusable parts.
- We continually work together with our suppliers to find efficient means of production and transport of their parts to our facility for production.
- Minimize shipment of finished product in carton by focusing on more blanket wrapped shipments. Blanket wrapped shipments reduce the need for packaging materials and cardboard boxes, better utilization of trucks by being able to ship more finished products in a trailer and saves our customers time and waste by not having to unpack and dispose of packing materials and cardboard at their end.

- Continuous product improvement by our engineers not only works on product improvement but wasteful and excess materials that are normally trimmed off like foam, wood and fabric which may find their way into our landfills.
- Use as much recycled material in the manufacture, fabrication and administration of our products.
- Design our products so that as much material as possible is recyclable.
- Create products that emit minimal toxic or harmful contaminants during their functional life.

Product Life - OCI Seating produces products that are built to last. It is the practice of not only purchasing materials that are made responsibly, but also made to last. Using responsible suppliers and their materials allows us to build long lasting responsible products that we are proud of.

Recycled Material - There is both post-consumer waste recycling [old tires can get ground up and used as input for new tires] and post-industrial [manufacturing rejects, setup waste, overruns]. Because the technology [and therefore the cost] of recycling post-consumer waste to any significant extent is still in the lab stage, most companies are in the postindustrial recycling category. Specifically, OCI Seating uses raw materials [and office materials] that all have some percentage of recycled input.

Please contact Customer Service for more information on the percentages of recycled material in our products as this varies by model.

OCI SEATING | Terms & Conditions

Order Placement

OCI Seating requires that all orders be submitted in writing via a formal Purchase Order form. Purchase Orders can be submitted by email.
Email – orders@ociseating.com

All orders are subject to acceptance by OCI Seating credit department. Possession of this Price List does not constitute an offer to sell.

All submitted orders will be confirmed to the purchaser by way of OCI Seating's Order Acknowledgement. It is the purchaser's responsibility to review this document for accuracy and to contact Customer Service within 24 hours should an error exist.

Prices

The prices indicated in this price list are for standard OCI Seating product. This price list supersedes any previous price lists or supplemental price list. We reserve the right to modify prices without prior notification.

Lead Times

OCI Seating lead times Indicate our standard production time only and do not include transit times. We reserve the right to modify our production times should business needs require us to do so. Business days are from receipt of a clean order and approved credit terms. Please contact Customer Service for current lead times.

Email – customerservice@ociseating.com

Terms

All published prices are to be paid USD and are Net 30 days from date of invoice for established credit accounts. Past due accounts are subject to a 1.5% late charge for each month after 30 days or 18% per year. The customer will be liable for any cost incurred in attempting collect any past due amounts, including collection and/or attorney fees.

A \$40 fee will be charged for return checks.

OCI Seating Accepts MasterCard®, Visa® and American Express®. There will be a 3% convenience fee for all transactions using this payment method.

Credit

A line of credit may be established upon acceptance of satisfactory references, including the completion of our credit application form. All new customers are required to remit 50% of the purchase order amount with the placement of the purchase order, with the remaining balance due prior to merchandise release for shipment.

Ordering Procedures

To help avoid unnecessary order entry delays, please be sure each order specifies the following information below:

1. Purchase Order Number and Date
2. Complete Bill to and Ship to name, address and phone number
3. Quantity
4. Complete model number and description
5. Finish (Wood and/or Metal finish)
6. Fabric (including and special instructions)
7. Options (list for each specific product)
8. Drawing for modular seating configuration (if applicable)
9. Shipping Destination or Will Call, contact name and phone number
10. Special Instructions if any
11. Required Delivery Date/Ship Date

Ordering Procedures (cont.)

Dealer/purchaser is solely responsible for providing correct information when placing an order. Orders with incomplete information or pricing discrepancies will be held as "Pending". Orders with a "Pending" status will be scheduled for production when incomplete or incorrect information is resolved. If needed a new completion date will be provided.

Purchase orders placed by telephone will be accepted but will not be scheduled for production until a written, signed confirmation of order is received. Emails sent to orders@ociseating.com with purchase orders will be accepted.

Order Changes and Cancellations

An order may be changed prior to an order being placed into production or fabric has been ordered and not cut. Changes made to an order once it has been placed into production or after fabric has been ordered is subject to a 30% change order charge. Contact Customer Service for applicable charges. Additions or changes to acknowledged orders may be subject to rescheduling of order.

All changes or cancellation of orders must be made in writing and approved by OCI Seating.

Cancellations cannot be accepted once fabric and materials have been ordered and put into production.

Wood Disclaimer

Due to natural variations and distinctive characteristics of wood, the furniture that you receive may have a slight variation in color and grain.

Custom Wood Finishing

OCI Seating accepts custom wood finishing. There is a \$225 Net upcharge per color, per order, for all products. All future orders with the same special stain will incur an 8% upcharge per order. Please send us the wood sample you would like us to match along with your completed purchase order. We will produce a strike-off and send it to you for approval. Once we have received final approval, we will place the order into production.

Wood Finish Maintenance

As with all fine finishes, care should be taken to protect the finish from sharp, unprotected objects. The top coat has a natural characteristic to repel the most common liquids used around wood components, yet spills or soil marks should be cleaned up immediately to avoid moisture seeping into open-pore areas. Please note that constant polishing and cleaning of the finish may raise the sheen level, whereas neglect in cleaning will dull and possibly abrade the finish.

Customer's Own Material (C.O.M)

Use of C.O.M. must be approved by OCI Seating prior to order acceptance. Fabric Yardage requirements are estimate and additional yardage may be required if pattern matching is required. Please refer to page 8 for more information and instructions when requiring C.O.M. for your order.

Claims

Please read for Important information. OCI Seating inspects at our factory prior to shipment all our merchandise for workmanship and quality. Quality is important to us, and we make sure that our merchandise leaves our factory in perfect condition.

When receiving merchandise please review the following upon receipt of our product.

1. **Check for damage immediately** - Are any items damaged or appear damaged? Any damage no matter how small to the carton needs to be documented on the carrier's paperwork that you sign.

2. **Missing Items** - Are there any missing items? Check the receiving paperwork at time of delivery to make sure there is not any missing items before you sign. Some items that are in cartons can be packed in multiples and will be noted on the paperwork. Make a note on the carrier's paperwork prior to signing and contact OCI Seating customer service in writing with an image of the noted signed carrier's paperwork when possible.

3. **Immediately after delivery** - All cartons must be opened and inspected for damage. Damage can occur even though there is no visible damage to the carton it is packed in. If there is any damage found to the merchandise after inspection, contact OCI Seating customer service team within 5 days of delivery in writing. Failure to do so can result in delays processing your claim and/or issues with our carrier approving and covering the claim. Please include photos whenever possible of item and carton, sales order number, description of item damaged and signed proof of delivery if available. This will help us expedite the claim process. Please note that all cartons received that had damaged product must be saved until freight carrier has made an inspection.

4. **Incorrect item Received** - Please contact OCI Seating customer service if incorrect merchandise is received.

OCI SEATING | Freight Program

OCI Seating Freight Program

Standard shipments made via the OCI Seating freight program are made via common carrier unless otherwise specified. Special routing request made by the customer or the consignee may result in additional charges.

Standard deliveries are dock-to-dock and are scheduled to occur Monday thru Friday between the hours of 8 a.m. and 5 p.m. not including holidays. We will not be held responsible for issues or costs arising from carrier transit delays, missed delivery appointments, ect. Standard delivery doesn't include expedited shipping, inside delivery, residential delivery, lift gates, installation, unpacking or removal of carton or packing materials, limited access or remote (areas outside major metropolitan areas). OCI Seating reserves the right to charge for nonstandard customer deliveries. For information concerning these charges, contact Customer Service.

Freight Terms

Freight terms apply to the continental U.S. only. This excludes Alaska, Hawaii and Puerto Rico. Shipments to Alaska, Hawaii and Puerto Rico will be made to the appropriate point of embarkation. The OCISeating freight program for all standard deliveries of our product is based on our minimum shipment values shown in both tables below. If the value of the shipment falls under the minimum requirement, a freight surcharge per shipment will be added based on the destination territory as listed on the map below. OCI Seating products can be combined with the KD Freight program to meet the minimum shipment value.

Based on the fluctuation of fuel prices; we reserve the right to impose a freight surcharge for any shipments.

The OCI Seating freight program does not apply to "Will Call" orders.

For shipments of components parts, fabrics and textiles, actual freight charges will apply and will be invoiced to the customer.

OCI Seating Zone 1 Freight Program		
Net Ranges		Freight
From	To	Zone 1
0	\$7,500 Net	\$150
\$7,501	Above	Free Freight

OCI Seating Phoenix Freight Program		
Net Ranges		Freight
From	To	PHX
0	\$7,500 Net	\$195
\$7,501	Above	Free Freight

OCI Seating KD/Ergo Freight Program		
From	To	Freight
0	5 Chairs	\$85
	6+ Chairs	Free Freight

OCI Seating Zone 2, 3, and 4 Freight Program				
List Ranges		Freight		
From	To	Zone 2	Zone 3	Zone 4
0	\$20,000 List	\$325	\$375	\$325 or 4% of List*
\$20,001 List	\$50,000 List	\$275	\$300	3% of List
	\$50,000 List & Above	Free Freight	Free Freight	Call for Quote **

OCI Seating KD/Ergo Freight Program		
From	To	Freight
0	5 Chairs	\$85
	6+ Chairs	Free Freight

* Whichever is greater

** Call for a freight quote due to current fuel and freight volatility

For shipments shipping inside these territories:

Zone 1 – California (up to Sacramento), Southern Nevada

Zone 1P – Phoenix

Zone 2 – California (north of Sacramento), Nevada and Arizona

Zone 3/4 – Reference map and zone charts above

Alaska included in **Zone 2**

Hawaii included in **Zone 1**



OCI Seating KD Freight Program:

All products below are able to ship KD (knocked down) and are exempt from the minimum shipment value and have a different freight surcharge. These KD item's freight value can be combined with the OCI Seating freight program to help meet the minimum shipment value when necessary or applicable.

The following series have a freight surcharge of \$85 for combined shipment quantities of 5 or less. Quantities of 6 or more combined on one shipment is freight free anywhere in the continuous 48 states in the U.S.

**Score Task - Ovation V Task - Bravo Task - Trendi Task
Connect Task - Evolve Series - Image Task**

Refer to terms and conditions for general information regarding fabrics, finishes, warranty, freight, complete condition of sales and more.

Effective Date: 3/15/2023 | ociseating.com

OCI SEATING | Warranty Policy

OCI Seating warrants to the original purchaser that its products are free from defects in materials and workmanship for the applicable warranty period as indicated below.

If a product fails under normal use within the warranty period - OCI Seating at its sole discretion – will repair or replace, with a compatible part, at its option, without charge to the original purchaser only any item found to be defective as a result of normal commercial use (normal use is defined as user weighing up to 275 pounds, eight (8) hour shift, 5 days per week). There are certain models that can accommodate users up to 300 pounds and those models

are designated in the price book. Certain models designated with Bariatric designations can accommodate users up to 500 pounds.

Due to the inherent stretch properties of fabrics and/or vinyl upholstery materials, OCI Seating cannot be held responsible for wrinkles or puddling that can occur in some materials.

This warranty does not apply to items subject to abuse, misuse, neglect, alterations of any kind, damage caused by shipment, storage, accident, fire, flood or act of God.

OCI Seating Warranty Summary

Lifetime Warranty	Mechanism, Cylinders, Base and Casters for all Task, Side and Conference/Executive Seating.	Standard 275 pound weight capacity, 8 hour, and 5 days per week
10 Year Warranty	Exposed Wood & Metal Side Chair Frames including plastic back and arms. Tables Structural Frames (Exceptions – Duo, Diva and Solo Models)	Standard 275 pound weight capacity, 8 hour, and 5 days per week
5 Year Warranty	Exposed Wood and Structural Frames for Duo, Diva and Solo Models. Multi-Shift/Capacity All unspecified Ergo Components	Standard 275 pound weight capacity, 8 hour, and 5 days per week 275/450 weight capacity, 24 Hour and 7 days per week.
3 Year Warranty	Seat Suspension, Foam, Stitching, Knit and Mesh Fabric/Vinyl (excluding COM, COV and COL)	Standard 275 pound weight capacity, 8 hour, and 5 days per week 275/450 weight capacity, 24 Hour and 7 days per week.
1 Year Warranty	Stool Footrings, Electrical Units	Standard 275 pound weight capacity, 8 hour, and 5 days per week

COM, COV, and COL are also not covered by this warranty. Normal wear and tear is the responsibility of the specifier. Please consult with upholstery material supplier for performance criteria of individual materials.

Returns and Repair

Should any item fail, contact the dealer from whom it was purchased. A photograph of the damage(s)/issue(s) and the label underneath the seat will be required to help OCI Seating determine the cause and extent of any issues. Service request are the responsibility of OCI Seating's Authorized Dealers. If it is determined that a return is necessary, and upon authorization from OCI Seating, return that item and its product proof of purchase to the dealer. The dealer may return defective product to our warehouse, freight prepaid. OCI Seating will repair or replace the defective parts at our discretion and return repaired or replaced item to the dealer freight prepaid. This warranty does not cover dealer labor, field service or delivery charges. OCI Seating does not assume responsibility for unauthorized repairs to the chairs. Contact OCI Seating customer service for further explanation or questions about said warranty.

Email customerservice@ociseating.com

OCI Seating recommends that moving parts such as chair mechanisms and casters be inspected periodically, lubricated and cleaned as necessary.

TO THE EXTENT ALLOWED BY LAW, ANY IMPLIED WARRANTY OF MERCHANTABILITY OR FITNESS FOR A PARTICULAR PURPOSE APPLICABLE TO THIS OCI Seating SEATING PRODUCT IS LIMITED IN DURATION TO THE DURATION OF THE ABOVE EXPRESSED WRITTEN WARRANTY. LIMITATION ON LIABILITY: IN NO EVENT SHALL OCI SEATING BE LIABLE TO THE PURCHASER FOR ANY INCIDENTAL, INDIRECT, CONSEQUENTIAL, SPECIAL, OR EXEMPLARY DAMAGES OR LOSS PROFITS, EVEN IF OCI Seating HAS BEEN ADVISED OF THE POSSIBILITY OF SUCH DAMAGES.

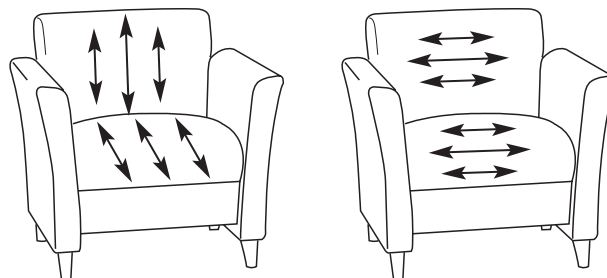
Some states do not allow the exclusion or limitation of incidental or consequential damages; hence the above restrictions or exclusions may not apply to you. This warranty gives you specific legal rights and you may also have other rights that vary from state to state.

Customer's Own Material (COM)

All COM should be shipped prepaid to:
 OCI Seating
 14815 Radburn Avenue
 Santa Fe Springs, CA 90670

Collect shipments of COM/COL fabrics will not be accepted. OCI Seating assumes no responsibility for the quality durability or sustainability of COM Materials. Surplus COM will be returned to the customer only if specifically requested. Please furnish a sample cutting of COM or COL with the original purchase order so that identification of COM/COL can be verified. In the absence of specific written instructions accompanying the order, fabrics will be cut, seamed, and applied at our discretion and at the customer's own risk. An additional up charge may be assessed for COM or COL materials that are deemed abnormal and additional labor required to cut, sew and/or match these said materials.

Please specify on the purchase order the direction you wish your pattern to



run on the chair. **Vertical** or **Horizontal**.

All yardage figures are based upon our receipt of plain 54" wide material. Extra fabric is required to match any pattern with matching repeats. Please use chart below as a guide and add to playing yardage requirements listed in your price book.

Fabric Repeat	Increase COM Requirement by:
2.9 and under	0%
3" – 11.9" Repeat	18%
12" – 16.9" Repeat	25%
17" – 20.9"	30%
21" – 27.9"	35%
28" – and above	40%

While OCI Seating inspects all fabrics for imperfections from the mill, some imperfections are difficult to recognize. OCI Seating cannot be responsible for defects, dye lot variations, color accuracies and other flaws and suggest that our customers inspect fabrics before furnishing them to us. OCI Seating will not assume responsibility for COM/COL shortages, flaws, or other such problems. OCI Seating will not be responsible for order/delivery delays caused by delays in the delivery of COM/COL fabrics to OCI Seating.

All COM orders are not put into production until all COM is received and approved. Upon receipt of COM, the order will then be placed into our normal production schedule. If there is a combination of OCI Seating fabrics and COM on the order, please advise customer service if you wish to split the order for shipping. Applicable drop ship charges will apply.

Fabrics

Some COM fabrics, polyurethane fabrics and PVC free materials may be susceptible to puddling or comfort wrinkles overtime. While we will do our best to eliminate it, this is sometimes due to the inherent properties of the fabric and not an indication of inferior upholstery techniques. Please keep this in mind when selecting fabrics for upholstery.

COM Pricing

The approved COM price for non-directional fabric is the Grade 1 price and the approved COL (Customer Own Leather) is Grade 3. For all chair series, hand cut and matched stripes, patterns or prints you must add the up chart below.

Chair/Lounge - \$95 List
 Love Seat - \$105 List

Sofa - \$145 List

Flammability

OCI Seating manufacturers all its chairs to comply with California technical bulletin #117 (Cal TB 117). If customer's own material is specified, OCI Seating is not liable for said COM fabrics non-compliance with Cal TB 117.

On January 22nd, 2019, California Technical bulletin number 133, the Flammability Test Procedure for Seating Furniture for use in Public Occupancies, was replaced by the California legislature. If compliance to TB 133 is required, add \$70 list per yard of fabric utilized by the seating product specified for the application of fire barrier.

Application of Fabric

OCI Seating requires that all COM fabrics come "backed" with, at minimum, an acrylic or similar backing. We cannot be responsible for stretching of fabrics that are not "backed" during upholstery process. OCI Seating cannot be held responsible for the appearance, behavior, quality, or performance of any COM as well as COM that are rolled reverse by the fabric supplier.

The application of patterned fabrics on curved units will be stitched to match pattern requirements. All patterns will be stitched together to produce the best results. Modifications to the stitching pattern can occur to gain the best look or results when matching patterns.

CF STINSON | Fabric Program

OCI Seating Grade Fabric	OCI Seating Grade Fabric	OCI Seating Grade Fabric	OCI Seating Grade Fabric	OCI Seating Grade Fabric
Performance				Vinyl & Non-PVC
Ace 5	Happy Tappy Call Oci	Queue 8+10		Alamo 3
Acrobat 8+20	Harrison - MB 7	Realm 8		Amplify 4
Adagio 8	Hexie Call Oci	Retrograde 5		Arbor 6
Aero 5	Hi-FI 5	Rhythm Call Oci		Ardent 4
Alfresco 8+5	Highlands 6	Riddle 5		Avant 5
Alignment 8+10	Highlight 5	Ritz 8		Bandwidth 8+15
Anagram 8	Hive 5	Roadmap 6		Bistro 4
Armature 8+20	Honeycomb Shag 6	Rubric 8+15		Blink Ombre 8
Artisan 6	Hush 8+10	Salinas Call Oci		Box Chain 4
Batik 8+15	Infinity Plush Call Oci	San Simeon Call Oci		Budget Black 2
Baxter 8	Inked 8+20	Sarto 8		Burkshire 5
Bespoke 7	Inside Track 5	Season Call Oci		Caddy / Cassidy 2.0 4
Bijou 8+5	Ishi 8+25	Sensor 8+15		Channel / Channel 2.0 5
Blip 5	Jambi Stripe Too! 8	Sequence 5		Chroma
Bliss 8+20	Jillian 5	Serene Call Oci		(Color Porcini Only) 8
Bloom Call Oci	Kalahari 8+5	Shift 5		Cirque / Cirque 2.0 8
Boomerang 8+25	Kennebunk 8+15	Shimmy 7		Citadel / Citadel 2.0 5
Borderline 8+10	Kinetic 8	Shuffle Call Oci		Clean Slate /
Breton 8+10	Kingsman 7	Sideline 6		Clean Slate 2.0 5
Brilliant 6	Lateral 5	Sleeping Bear Dunes		Colorguard /
Brixton 8+20	Lexie 8+20	8+10		Cologuard 2.0 4
Broadband 8+15	Lift Call Oci	Spice Call Oci		Connect / Connect 2.0 4
Brushwork 8+10	Lorelai - MB 7	Sprint 5		Core / Core 2.0 4
Bryant Park 5	Luster 7	Square One 6		Criss Cross /
Calibration 8+15	Mandala 8	Stellar 6		Criss Cross 2.0 5
Cannon Beach Call Oci	Mantra 8+25	Storyboard Call Oci		English Pub 5
Catalina 8+20	Marquetry 8+10	Stuff Call Oci		Essential 4
Ceremony 8+10	Maze 8+20	Summit 8		Expressions 5
Charlotte 5	Menagerie Call Oci	Suburst 8+15		Fizz / Fizz 2.0 6
Cinema 8+15	Metropolis Call Oci	Swipe 8+10		Flanders 5
Color Block 8+20	Migration Call Oci	Switchboard 8		Frequency /
Concourse 8+15	Moby 5	Swivel 8+20		Frequency 2.0 8
Continuum 7	Mod 8+15	Sync 8+20		Fuse / Fuse 2.0 4
Converge 8+20	Modernist Call Oci	System 7		GeoMet 7
Current 8+20	Monhegan 8+10	Tangram 8		Grand Sierra /
Cush 5	Montage 8	Thrive 8+25		Grand Sierra 2.0 4
Dart 5	Multiply Call Oci	Tidbit 8+10		Grille / Grille 2.0 5
Detail 5	Myth 8+20	Torus 8		Hopsack 5
District 8	Nest 8+10	Touch Base 7		Kilkenny Tweed /
Divvy Call Oci	Network 8	Tranquility 8+15		Kilkenny Tweed 2.0 5
Drift 8	New Hempstead 5	Transcend 5		Kusari / Kusari 2.0 5
Duet 8	Night Life 8+10	Traverse Call Oci		Lara 3
Eddy Call Oci	Nubbly 8+5	Tribeca 5		Laredo 4
Equator 8+15	Obscura 7	Trio 8+15		Lattice 4
Euclid 5	Offset 8+15	Truss 8+15		Level / Level 2.0 6
Feature Call Oci	Olivia 5	Tuft 8+10		Loophole /
Fenestra Too! 8+15	Outlander 6	Vanish Call Oci		Loophole 2.0 7
Fidget 8+10	Pacifica 8+25	Vapor 8+20		Lunaria 8+15
Figment 8+10	Paloma 6	Voltage Call Oci		Matrix 7
Finley 7	Paradox 8+15	Whirl 8+15		Meteor 8+15
Fleck 5	Perimeter 7	Wish Call Oci		Mica / Mica 2.0 5
Flex 4	Piccadilly 8	Zanibar Call Oci		Moccasin /
Fractal 8+15	Pinball 78	Zoom 8		Moccasin 2.0 4
Gesture Call Oci	Polka 5			Montana /
Glimpse 8	Posh 8			Montana 2.0 4
Graph 7	Power Grid 8+10			Natural World /
Gravity 8	Premier 7			Natural World 2.08+15
Handwork 8+5	Prodigy Call Oci			Naugaleather 5
	Profile 5			
				Vinyl & Non-PVC
				Naugasoft 4
				Nishiki / Nishiki 2.0 5
				Orbit / Orbit 2.0 5
				Overlay 7
				Oxford / Oxford 2.0 5
				Patriot Plus II /
				Patriot Plus II 2.0 4
				Ping Pong 8+15
				Pod 8+15
				Polygon 8+15
				Promenade /
				Promenade 2.0 8
				Raffia / Raffia 2.0 7
				Rally 4
				Rialto 5
				Riverstone 7
				Rogue II 4
				Round Trip 8+15
				Route 4
				Runway 5
				Satchel 5
				Scout / Scout 2.0 5
				Script / Script 2.0 6
				Sentry - HC /
				Sentry - HC 2.0 5
				Shantung /
				Shantung 2.0 5
				Sirocco 8+15
				Sleek / Sleek 2.0 5
				Smoothie /
				Smoothie 2.0 5
				Spirit Millennium 5
				Stat - Con 8
				Stitch in Time 4
				Strand 5
				Stride 5
				Symphony Classic 4
				Tendril / Tendril 2.0 4
				Tessuto / Tessuto 2.0 5
				Tilt 4
				Tinker 8+15
				Touchstone 5
				Vector 7
				Walk the Line /
				Walk the Line 2.08+15
				Watercolor Grid 8+15
				Weft 4
				Whisper / Whisper 2.0 4
				Ziggy Ziggy 2.0 5

Refer to terms and conditions for general information regarding fabrics, finishes, warranty, freight, complete condition of sales and more.

Effective Date: 3/15/2023 | ociseating.com

MAYER | Fabric Program

OCI Seating Grade Fabric	OCI Seating Grade Fabric	OCI Seating Grade Fabric	OCI Seating Grade Fabric	OCI Seating Grade Fabric					
Abbey	6	Daydream	2	Haven	6	Niche	7	Static	8+5%
Acclaim	3	Dazzle	3	Hexagon	6	Nirvana	8+5%	Suna	8+15%
Acuco	8+15%	Debonair	7	Holiday	3	Noble	4	Sutra	8+5%
Akoya	6	Debut	3	Hombre	2	Nomad	7	Sydney	3
Align	4	Destiny	3	Hoopla	2	Nostalgia	3	Synapse	4
All Seasons	4	Destiny Plus Nanoguard	3	Hopsack	2	Nylon-Stat	8+10%	Tango	4
Amadeus	4	3		Icon	6	Nylosuede	3	Tattersall	7
Ankara	7	Detail	2	Interlace	5	Obi	5	Theory 10	4
Antique	5	Disco	4	Interlochen	3	Obsession	5	Time Line	3
Apex	1	Discovery	8	Intrigue	5	Odessa	7	Truss	8
Arabesque	3	Dublin Tweed	3	Jekyll & Hyde	5	Optic 10	4	Turnabout	5
Arcade	8	Durango	4	Jitterbug	4	Orbit	2	Valet	1
Aristocrat	4	Duraweave 10	3	Jive	4	Origami	6	Variant 10	4
Array	3	Echo	6	Journey	3	Outback	4	Vector	8+10%
Artistry	1	Editor	6	Jubilee	2	Palermo	6	Venue	1
Ascension	4	Element	1	Juncture	3	Panache	2	Verona	5
Atomic	1	Elevation	6	Kantha	8+10%	Paparazzi	3	Vertex	8
Aurora	3	Engrave	4	Karma	2	Pastime	3	Vibrant	3
Avenue	4	Entourage	3	Kensington	6	Patent	3	Viewpoint	8
Balance	6	Entwine	3	Key Largo	4	Patio	4	Villa	8
Bali	4	Ephesus	8	Kismet	2	Peerless	1	Vinyl Stat - ESD	6
Banner	1	Equation	2	Labyrinth	8+15%	Phoenix	2	Vipassana	4
Barenthal	1	Equinox	2	Landscape	8	Plaza	7	Vogue	5
Big Top	3	Erode	4	Laredo	2	Polygon	6	Voyager	7
Blocks	2	Esprit	1	Latitude	7	Quattro	4	Wildflower	4
Bolero	6	Essence	6	Lavish	6	Rain Dance	2	Willow	2
Boro	8+5%	Etch	4	Linen	2	Ranchero	3	Xanadu	8+5%
Bontanica	3	Europa	2	Links	5	Refuge	8	Zazen	8+5%
Botany	8	Evolve	4	Locomotion	2	Rejuvenate	4	Zen	8
Brio	3	Facets	4	London	7	Reveal	3		
Caressa	5	Fairy Tales	3	Longhorn	6	Reverb	4		
Carousel	8+10%	Fanfare	8+10%	Longitude	6	Rift	4		
Cascade	4	Fedora	5	Loop	6	Round 'N Round	3		
Caspian	6	Fiji	3	Lotus	8+15%	Rumba	3		
Catwalk	5	Finale	6	Madras	2	Sakura	4		
Cavalier	1	Finesse	2	Malibu	6	Samba	4		
Celtic	2	Florentino	4	Marathon	2	Saori	8+15%		
Centric	8	Flower Power	2	Marmara	7	Score	7		
Channel	5	Form	8	Marvel	2	Sequel	4		
Chaps	5	Forte	3	Matka	5	Sequel Plus Nanoguard			
Charade	3	Foundation 10	4	Matrix	4	5			
Charette FR	2	Fractal	8	Matter	7	Sequence	3		
Chequers	7	Function	5	Maverick	4	Shantung	5		
Circuit	5	Gala	6	Mayfair	7	Sherlock	1		
Circumference	5	Galeston	6	Maze	2	Shift	8		
Component	2	Gatsby	6	Meander	5	Silk Screen	3		
Connect	8	Gem	4	Micro Dot	5	Silverweave	5		
Contempo	5	Genesis	3	Midway	4	Sketch	5		
Continuum 10	4	Genesis Plus		Milano	5	Soho	7		
Cork	4	Nanoguard	4	Mingle	5	Sophisticate	5		
Cosmopolitan	6	Glimmer	4	Mira	5	Source	1		
Counterpoint	2	Graph	3	Mode	6	Source (Durablock)	2		
Crazy Quilt	8+10%	Grasscloth	4	Molecule	8+10%	Spacer Mesh	4		
Cross Check	7	Groundworks	4	Monogram	2	Special Black -Madrid	2		
Cuddle Up	5	Guardian	2	Moonscape	4	Special Black - Oxen	2		
Dakota	1	Haarlem	8+15%	Mosaic	3	Special Black - Sierra	2		
Dante	5	Haberdash	2	Mosaic Plus Nanoguard		Special Black - Wallaby			
Dapper	1	Habitat	2	3		2			
Darning	8+15%	Havana	4	Neo	6	Splendor	7		

SYMPHONY | Reception Seating

Product Features:

- Engineered Solid Alder Hardwood Frames
- Fixed Seat Cushion With Steel Sinuous Spring Suspension
- High Resilient Long Lasting Polyfoam
- Wood Legs Standard in 18 Finishes
- Chrome, Satin Nickel or Black (3") Legs Optional \$105 list
- Front Leg Caster Optional
- Tablet Arm Option Available with Side Stow
- 300 LB Test Rating
- 4 Different Styles of Free Standing Tables (pages 45, 46)

OCI Seating Finishes:

Mahogany, Summit Cherry, Dark Cherry, Clear Maple, Pacific Cherry, OFS Cherry, Summit Maple, OCI Jade, OCI Espresso, Walnut, Cognac, OCI Light Cherry, Black Lacquer, CI Honey, CI Cherry, OCI Café, Slate Grey & Smoke Grey

Optional Power Unit consists of 1 power module, 1 USB & 1 USB-C port. Six foot power cord is standard. Silver flush mounted cover plate. Units will be located on right front as seated unless otherwise specified.



Refer to page 6 for OCI SEATING Freight Program.

Model	Description	FABRIC / LEATHER GRADES									
		1 COM	2	3 COL	4	5	6	7	8	L1	L2
500	Club Chair 31.5 W x 34 D x 34 H Seat: 22 W x 21.5 D Seat Height: 19 Arm Height: 26 COM: 4 yds. Carton: 24 Cu. Ft. Ship Weight: 62 lbs.	1745	1905	2060	2165	2325	2480	2585	2745	2375	2900
502	Love Seat 57.5 W x 34 D x 34 H Seat: 48 W x 21.5 D Seat Height: 19 Arm Height: 26 COM: 6 yds. Carton: 43 Cu. Ft. Ship Weight: 99 lbs.	2455	2745	2860	3035	3220	3430	3665	3850	3350	4555
503	Sofa 79.5 W x 34 D x 34 H Seat: 70 W x 21.5 D Seat Height: 19 Arm Height: 26 COM: 8 yds. Carton: 58 Cu. Ft. Ship Weight: 122 lbs.	3075	3420	3510	3735	3990	4290	4610	4845	4085	5660

Optional / Upgrades

-Solid Wood Tablet Arm with Side Stow	\$550 List	<ul style="list-style-type: none"> • When combining different grade fabric, use the higher grade. • When combining fabric of the same grade, Two Tone \$75 List. • Custom wood finishes available upon request - add \$225 Net per color.
-500C - Front Caster Option	\$100 List	
-500CL - Chrome, Satin Nickel or Black (3") Legs Option	\$105 List	
-Contrasting Welt	\$95 List	
-Power Unit	\$395 List	

Refer to terms and conditions for general information regarding fabrics, finishes, warranty, freight, complete condition of sales and more.

Effective Date: 3/15/2023 | ociseating.com

FLAIR | Reception Seating

Product Features:

- Engineered Solid Alder Hardwood Frames
- Fixed Seat Cushion With Steel Sinuous Spring Suspension
- High Resilient Long Lasting Polyfoam
- Wood Legs Standard in 18 Finishes
- Chrome Legs Optional
- 300 LB Test Rating
- 4 Different Styles of Free Standing Tables (pages 45, 46)


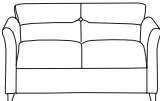
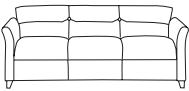
OCI Seating Finishes:

Mahogany, Summit Cherry, Dark Cherry, Clear Maple, Pacific Cherry, OFS Cherry, Summit Maple, OCI Jade, OCI Espresso, Walnut, Cognac, OCI Light Cherry, Black Lacquer, CI Honey, CI Cherry, OCI Café, Slate Grey & Smoke Grey

Optional Power Unit consists of 1 power module, 1 USB & 1 USB-C port. Six foot power cord is standard. Silver flush mounted cover plate. Units will be located on right front as seated unless otherwise specified.



Refer to page 6 for OCI SEATING Freight Program.

Model	Description	FABRIC / LEATHER GRADES									
		1 COM	2	3 COL	4	5	6	7	8	L1	L2
510 	Club Chair 31.25 W x 30 D x 30.5 H Seat: 21.5 W x 20.25 D Seat Height: 19.25 Arm Height: 25.75 COM: 4 yds. Carton: 24 Cu. Ft. Ship Weight: 64 lbs.	1915	2085	2180	2300	2435	2600	2730	2860	2650	3490
512 	Love Seat 54 W x 30 D x 30.5 H Seat: 44.25 W x 20.25 D Seat Height: 19.25 Arm Height: 25.75 COM: 6 yds. Carton: 43 Cu. Ft. Ship Weight: 99 lbs.	2690	2955	3095	3270	3455	3690	4005	4135	3635	4790
513 	Sofa 76.5 W x 31 D x 30.5 H Seat: 66 W x 20.25 D Seat Height: 19.25 Arm Height: 25.75 COM: 7.5 yds. Carton: 58 Cu. Ft. Ship Weight: 121 lbs.	3275	3620	3750	4005	4235	4530	4850	5090	4535	6005

Optional / Upgrades

-510CL - Chrome Legs	\$105 List	<ul style="list-style-type: none"> • When combining different grade fabric, use the higher grade. • When combining fabric of the same grade, Two Tone \$75 List. • Custom wood finishes available upon request - add \$225 Net per color.
-Contrasting Welt	\$95 List	
-Power Unit	\$395 List	

EDGE | Reception Seating

Product Features:

- Engineered Solid Alder Hardwood Frames
- Fixed Seat Cushion With Steel Sinuous Spring Suspension
- High Resilient Long Lasting Polyfoam
- Wood Legs Standard in 18 Finishes
- Chrome Legs Optional
- 300 LB Test Rating
- 4 Different Styles of Free Standing Tables (pages 45, 46)

OCI Seating Finishes:

Mahogany, Summit Cherry, Dark Cherry, Clear Maple, Pacific Cherry, OFS Cherry, Summit Maple, OCI Jade, OCI Espresso, Walnut, Cognac, OCI Light Cherry, Black Lacquer, CI Honey, CI Cherry, OCI Café, Slate Grey & Smoke Grey



Refer to page 6 for OCI SEATING Freight Program.

Model	Description	FABRIC / LEATHER GRADES									
		1 COM	2	3 COL	4	5	6	7	8	L1	L2
540	Club Chair 32.5 W x 30.5 D x 31 H Seat: 23 W x 20.25 D Seat Height: 19 Arm Height: 25.25 COM: 3.75 yds. Carton: 24 Cu. Ft. Ship Weight: 64 lbs.	1890	2060	2155	2275	2410	2575	2705	2835	2625	3360
542	Love Seat 55 W x 30.5 D x 31 H Seat: 45 W x 20.25 D Seat Height: 19 Arm Height: 25.25 COM: 6 yds. Carton: 43 Cu. Ft. Ship Weight: 95 lbs.	2615	2880	3020	3195	3380	3560	3850	3975	3560	4715
543	Sofa 78.25 W x 30.5 D x 31 H Seat: 68 W x 20.25 D Seat Height: 19 Arm Height: 25.25 COM: 7.5 yds. Carton: 58 Cu. Ft. Ship Weight: 117 lbs.	3190	3505	3605	3875	4085	4345	4655	4870	4450	5920
544	Ottoman 20 W x 20 D x 16 H COM: 1.25 yds. Carton: 5.5 Cu. Ft. Ship Weight: 25 lbs.	1050	1105	1155	1225	1315	1340	1395	1420	NA	1575

Optional / Upgrades

-540CL Chrome Legs

\$105 List

- When combining different grade fabric, use the higher grade.
- When combining fabric of the same grade, Two Tone \$75 List.
- Custom wood finishes available upon request
- add \$225 Net per color.

Refer to terms and conditions for general information regarding fabrics, finishes, warranty, freight, complete condition of sales and more.

Effective Date: 3/15/2023 | ociseating.com

FLUX | Modular / Reception Seating

Product Features:

- Engineered Solid Alder Hardwood Frames
- 2 Piece Separate Seat and Back with Web Suspension
- High Resilient Long Lasting Polyfoam
- Chrome, Satin Nickel or Black (3") Legs
- Gangable Options
- 300 LB Test Rating
- Choose From Two Different Table Styles


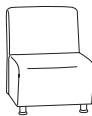

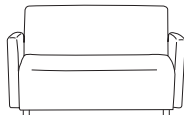

OCI Seating Finishes:

Mahogany, Summit Cherry, Dark Cherry, Clear Maple, Pacific Cherry, OFS Cherry, Summit Maple, OCI Jade, OCI Espresso, Walnut, Cognac, OCI Light Cherry, Black Lacquer, CI Honey, CI Cherry, OCI Café, Slate Grey & Smoke Grey

Optional Power Unit consists of 1 power module, 1 USB & 1 USB-C port. Six foot power cord is standard. Silver flush mounted cover plate. Units will be located on right front as seated unless otherwise specified.



Refer to page 6 for OCI SEATING Freight Program.

Model	Description	FABRIC / LEATHER GRADES								L1	L2
		1 COM	2	3 COL	4	5	6	7	8		
550C 	Club Chair 30 W x 29 D x 33.5 H Seat: 24.75 W x 21.5 D Seat Height: 19 Arm Height: 26 COM: 4.25 yds. Carton: 24 Cu. Ft. Ship Weight: 65 lbs.	1840	2000	2155	2260	2420	2575	2680	2840	NA	2995
550 	Armless 25 W x 29 D x 33.5 H Seat: 25 W x 21.5 D Seat Height: 19 COM: 2.75 yds. Carton: 17 Cu. Ft. Ship Weight: 46 lbs.	1485	1620	1705	1755	1818	1855	2040	2150	NA	2430
550L/R 	Left or Right 28 W x 29 D x 33.5 H Seat: 24.75 W x 21.5 D Seat Height: 19 Arm Height: 26 COM: 3.5 yds. Carton: 24 Cu. Ft. Ship Weight: 57 lbs.	1650	1820	1915	2035	2170	2335	2465	2595	NA	3225
552C 	Love Seat 53 W x 29 D x 33.5 H Seat: 47 W x 21.5 D Seat Height: 19 Arm Height: 26 COM: 5.5 yds. Carton: 43 Cu. Ft. Ship Weight: 98 lbs.	2440	2730	2845	3020	3205	3385	3675	3800	NA	4330
552 	Armless 48 W x 29 D x 33.5 H Seat: 48 W x 21.5 D Seat Height: 19 COM: 4.25 yds. Carton: 43 Cu. Ft. Ship Weight: 68 lbs.	2090	2270	2370	2495	2640	2810	2950	3085	NA	3415

Optional / Upgrades

- Unite Ganging Bracket \$120 List
- Ganging Bracket \$100 List
- Power Unit \$395 List
- Solid Wood Tablet Arm with Side Stow \$550 List

• Custom wood finishes available upon request - add \$225 Net per color.

Important Note:

Please include a layout drawing with your order so we can help you specify left, right or left and right ganging along with any information of applying special fabrics in the absence of specific fabric instructions, OCI reserves the right to upholster units at our discretion.

- When combining fabric of the same grade, Two Tone \$75 List.
- When combining different grade fabric, use higher grade.

Refer to terms and conditions for general information regarding fabrics, finishes, warranty, freight, complete condition of sales and more.

Effective Date: 3/15/2023 | ociseating.com

FLUX | Modular / Reception Seating

Product Features:

- Engineered Solid Alder Hardwood Frames
- 2 Piece Separate Seat and Back with Web Suspension
- High Resilient Long Lasting Polyfoam
- Chrome, Satin Nickel or Black (3") Legs
- Gangable Options
- 300 LB Test Rating
- Choose From Two Different Table Styles

OCI Seating Finishes:

Mahogany, Summit Cherry, Dark Cherry, Clear Maple, Pacific Cherry, OFS Cherry, Summit Maple, OCI Jade, OCI Espresso, Walnut, Cognac, OCI Light Cherry, Black Lacquer, CI Honey, CI Cherry, OCI Café, Slate Grey & Smoke Grey

Optional Power Unit consists of 1 power module, 1 USB & 1 USB-C port. Six foot power cord is standard. Silver flush mounted cover plate. Units will be located on right front as seated unless otherwise specified.



Refer to page 6 for OCI SEATING Freight Program.

Model	Description	FABRIC / LEATHER GRADES									
		1 COM	2	3 COL	4	5	6	7	8	L1	L2
552L/R	Left or Right 51 W x 29 D x 33.5 H Seat: 47.5 W x 21.5 D Seat Height: 19 Arm Height: 26 COM: 4.75 yds. Carton: 43 Cu. Ft. Ship Weight: 77 lbs.	2300	2510	2615	2750	2930	3065	3245	3455	NA	4400
550W	Wedge 30 W x 35 D x 33.5 H Seat: 22 W x 21.5 D Seat Height: 19 COM: 3.25 yds. Carton: 43 Cu. Ft. Ship Weight: 46 lbs.	1745	1915	2010	2130	2265	2430	2560	2690	NA	3320
550CW	Corner Wedge 52 W x 31 D x 33.5 H Seat: 24.75 W x 21.5 D Seat Height: 19 COM: 5 yds. Carton: 43 Cu. Ft. Ship Weight: 85 lbs.	2325	2590	2730	2905	3090	3270	3560	3685	NA	4950
550IT	Inner Table 24 W x 24 D x 16 H COM: 1 yds. Carton: 9 Cu. Ft. Ship Weight: 47 lbs.	1390	1450	1520	1545	1620	1645	1680	1735	NA	1865
550CT	Corner Table 30 W x 30 D x 16 H COM: 1.5 yds. Carton: 11 Cu. Ft. Ship Weight: 55 lbs.	1745	1840	1900	1965	2075	2135	2220	2270	NA	2330
When space planning, allow 39" x 39" from corner											

Optional / Upgrades

-Unite Ganging Bracket	\$120 List
-Ganging Bracket	\$100 List
-Power Unit	\$395 List
-Solid Wood Tablet Arm with Side Stow	\$550 List

Refer to terms and conditions for general information regarding fabrics, finishes, warranty, freight, complete condition of sales and more.

Effective Date: 3/15/2023 | ociseating.com

TUX | Reception Seating

Product Features:

- Engineered Solid Alder Hardwood Frames
- Separate Seat Cushion With Steel Sinuous Spring Suspension
- High Resilient Long Lasting Polyfoam
- Standard Chrome, Black Leg Option
- Tablet Arm Option Available with Side Stow
- 300 LB Test Rating
- 4 Different Styles of Free Standing Tables (pages 45, 46)

OCI Seating Finishes:

Mahogany, Summit Cherry, Dark Cherry, Clear Maple, Pacific Cherry, OFS Cherry, Summit Maple, OCI Jade, OCI Espresso, Walnut, Cognac, OCI Light Cherry, Black Lacquer, CI Honey, CI Cherry, OCI Café, Slate Grey & Smoke Grey

Optional Power Unit consists of 1 power module, 1 USB & 1 USB-C port. Six foot power cord is standard. Silver flush mounted cover plate. Units will be located on right front as seated unless otherwise specified.



Refer to page 6 for OCI SEATING Freight Program.

Model	Description	FABRIC / LEATHER GRADES									
		1 COM	2	3 COL	4	5	6	7	8	L1	L2
560	Club Chair 31 W x 30.5 D x 33.5 H Seat: 23.25 W x 20.5 D Seat Height: 18 Arm Height: 27 COM: 5 yds. Carton: 24 Cu. Ft. Ship Weight: 70 lbs.	2030	2220	2320	2440	2585	2750	2900	3030	2820	4185
562	Love Seat 56.25 W x 30.5 D x 33.5 H Seat: 48.5 W x 20.5 D Seat Height: 18 Arm Height: 27 COM: 7.5 yds. Carton: 43 Cu. Ft. Ship Weight: 112 lbs.	2870	3215	3345	3600	3830	4125	4445	4685	4130	5495
563	Sofa 78.5 W x 30.5 D x 33.5 H Seat: 70.5 W x 20.5 D Seat Height: 18 Arm Height: 27 COM: 10 yds. Carton: 58 Cu. Ft. Ship Weight: 137 lbs.	3385	3885	3990	4280	4570	4750	5170	5480	5275	6745

Optional / Upgrades

- Choose from Chrome or Black Leg Option
- Solid Wood Tablet Arm with Side Stow
- Power Unit

No Charge
 \$550 List
 \$395 List

- When combining different grade fabric, use the higher grade.
- When combining fabric of the same grade, Two Tone \$75 List.

IMPERIAL | Reception Seating

Product Features:

- Engineered Solid Alder Hardwood Frames
- Fixed Seat Cushion With Steel Sinuous Spring Suspension
- High Resilient Long Lasting Polyfoam
- Wood Legs Standard in 18 Finishes
- Tablet Arm Option Available with Side Stow
- Choose From Plain Back or Two Different Sewing Patterns (CS-Cross Stitch or HS-Horizontal Stitch)
- 4 Different Styles of Free Standing Tables (pages 45, 46)
- 300 LB Test Rating

OCI Seating Finishes:

Mahogany, Summit Cherry, Dark Cherry, Clear Maple, Pacific Cherry, OFS Cherry, Summit Maple, OCI Jade, OCI Espresso, Walnut, Cognac, OCI Light Cherry, Black Lacquer, CI Honey, CI Cherry, OCI Café, Slate Grey & Smoke Grey

Optional Power Unit consists of 1 power module, 1 USB & 1 USB-C port. Six foot power cord is standard. Silver flush mounted cover plate. Units will be located on right front as seated unless otherwise specified.



Refer to page 6 for OCI SEATING Freight Program.

Model	Description	FABRIC / LEATHER GRADES									
		1 COM	2	3 COL	4	5	6	7	8	L1	L2
570	Club Chair 30.5 W x 31.75 D x 36 H Seat: 21.75 W x 20 D Seat Height: 19 Arm Height: 26 COM: 4.25 yds. Carton: 24 Cu. Ft. Ship Weight: 65 lbs.	2090	2260	2355	2475	2610	2775	2905	3035	2825	3665
572	Love Seat 64 W x 31.75 D x 36 H Seat: 55 W x 20 D Seat Height: 19 Arm Height: 26 COM: 7 yds. Carton: 43 Cu. Ft. Ship Weight: 107 lbs.	2900	3215	3315	3585	3795	4055	4365	4580	4160	5420

Optional / Upgrades

- Solid Wood Tablet Arm with Side Stow
- Power Unit

\$550 List
\$395 List

- When combining different grade fabric, use the higher grade.
- When combining fabric of the same grade, Two Tone \$75 List.
- Custom wood finishes available upon request - add \$225 Net per color.

TAHOE | Reception Seating

Product Features:

- Engineered Solid Alder Hardwood Frames
- Fixed Seat Cushion With Steel Sinuous Spring Suspension
- High Resilient Long Lasting Polyfoam
- Chrome, or Satin Nickel Leg Standard
- Mobile Front Caster Option with Satin Nickel Back Handle
- Tablet Arm Option Available with Side Stow
- 300 LB Test Rating
- 4 Different Styles of Free Standing Tables (pages 45, 46)

OCI Seating Finishes:

Mahogany, Summit Cherry, Dark Cherry, Clear Maple, Pacific Cherry, OFS Cherry, Summit Maple, OCI Jade, OCI Espresso, Walnut, Cognac, OCI Light Cherry, Black Lacquer, CI Honey, CI Cherry, OCI Café, Slate Grey & Smoke Grey

Optional Power Unit consists of 1 power module, 1 USB & 1 USB-C port. Six foot power cord is standard. Silver flush mounted cover plate. Units will be located on right front as seated unless otherwise specified.



Refer to page 6 for OCI SEATING Freight Program.

Model	Description	FABRIC / LEATHER GRADES									
		1 COM	2	3 COL	4	5	6	7	8	L1	L2
590	Club Chair 31.5 W x 31 D x 33.5 H Seat: 22.75 W x 21.25 D Seat Height: 19 Arm Height: 25.24 COM: 4.25 yds. Carton: 24 Cu. Ft. Ship Weight: 73 lbs.	1915	2085	2180	2300	2435	2600	2730	2860	2705	3490
592	Love Seat 64 W x 31.75 D x 36 H Seat: 55 W x 20 D Seat Height: 19 Arm Height: 25.24 COM: 6.75 yds. Carton: 43 Cu. Ft. Ship Weight: 107 lbs.	2720	3035	3135	3405	3615	3875	4185	4400	3980	5240

Optional / Upgrades

-Choose from Chrome or Satin Nickel Legs	No Charge	• When combining different grade fabric, use the higher grade. • When combining fabric of the same grade, Two Tone \$75 List.
-Solid Wood Tablet Arm with Side Stow	\$550 List	
-590 Mobile with Front Casters & Satin Nickel Back Handle	\$225 List	
-Power Unit	\$395 List	

HARMONY | Reception Seating

Product Features:

- Engineered Solid Alder Hardwood Frames
- Fixed Seat Cushion With Steel Sinuous Spring Suspension
- High Resilient Long Lasting Polyfoam
- Standard Black Wood Legs
- Chrome or Satin Nickel Legs Optional
- Tablet Arm Option Available with Side Stow
- 300 LB Test Rating
- 4 Different Styles of Free Standing Tables (pages 45, 46)

OCI Seating Finishes:

Mahogany, Summit Cherry, Dark Cherry, Clear Maple, Pacific Cherry, OFS Cherry, Summit Maple, OCI Jade, OCI Espresso, Walnut, Cognac, OCI Light Cherry, Black Lacquer, CI Honey, CI Cherry, OCI Café, Slate Grey & Smoke Grey



Refer to page 6 for OCI SEATING Freight Program.

Model	Description	FABRIC / LEATHER GRADES								L1	L2
		1 COM	2	3 COL	4	5	6	7	8		
610	Club Chair 31.5 W x 30 D x 31.5 H Seat: 19.25 W x 20.25 D Seat Height: 19 Arm Height: 23.5 COM: 3.75 yds. Carton: 24 Cu. Ft. Ship Weight: 70 lbs.	1540	1710	1805	1925	2060	2225	2355	2485	NA	3115
613	Sofa 75.25 W x 30 D x 31.25 H Seat: 55 W x 20.25 D Seat Height: 19 Arm Height: 23.5 COM: 7 yds. Carton: 43 Cu. Ft. Ship Weight: 153 lbs.	3320	3635	3735	4005	4215	4475	4785	5000	NA	5960

Optional / Upgrades

- Solid Wood Tablet Arm with Side Stow (Includes Alteration to Arms) \$750 List
- Chrome or Satin Nickel Leg Option - 610CL \$150 List
- Optional Wood Leg Finishes \$150 List

- When combining different grade fabric, use the higher grade.
- When combining fabric of the same grade, Two Tone \$75 List.

TUX LITE | Reception Seating

Product Features:

- Engineered Solid Alder Hardwood Frames
- Fixed Seat Cushion With Steel Sinuous Spring Suspension
- High Resilient Long Lasting Polyfoam
- Standard Brushed Silver Legs
- Wood Legs in 18 Finishes Optional
- Chrome Sled Base Optional
- Tablet Arm Option Available with Side Stow
- 300 LB Test Rating
- 4 Different Styles of Free Standing Tables (pages 45, 46)

OCI Seating Finishes:

Mahogany, Summit Cherry, Dark Cherry, Clear Maple, Pacific Cherry, OFS Cherry, Summit Maple, OCI Jade, OCI Espresso, Walnut, Cognac, OCI Light Cherry, Black Lacquer, CI Honey, CI Cherry, OCI Café, Slate Grey & Smoke Grey

Optional Power Unit consists of 1 power module, 1 USB & 1 USB-C port. Six foot power cord is standard. Silver flush mounted cover plate. Units will be located on right front as seated unless otherwise specified.



Refer to page 6 for OCI SEATING Freight Program.

Model	Description	FABRIC / LEATHER GRADES									
		1 COM	2	3 COL	4	5	6	7	8	L1	L2
710	Club Chair 28.5 W x 30 D x 34.25 H Seat: 22.25 W x 20.75 D Seat Height: 18.5 Arm Height: 26.75 COM: 4 yds. Carton: 24 Cu. Ft. Ship Weight: 68 lbs.	1575	1785	1890	1995	2155	2305	2415	2575	NA	2865
712	Love Seat 55 W x 30 D x 34.25 H Seat: 47.75 W x 20.75 D Seat Height: 18.5 Arm Height: 26.75 COM: 5.5 yds. Carton: 43 Cu. Ft. Ship Weight: 106 lbs.	2710	2975	3105	3265	3445	3655	3815	3970	NA	4495
713	Sofa 72.75 W x 30 D x 34.25 H Seat: 65.75 W x 20.75 D Seat Height: 18.5 Arm Height: 26.75 COM: 7 yds. Carton: 97 Cu. Ft. Ship Weight: 125 lbs.	3425	3715	3900	4155	4385	4680	5000	5240	NA	5815

Optional / Upgrades

- Solid Wood Tablet Arm with Side Stow
- Wood Leg Option
- Chrome Sled Base
- Power Unit

\$550 List
 \$150 List
 \$425 List
 \$395 List

- When combining different grade fabric, use the higher grade.
- When combining fabric of the same grade, Two Tone \$75 List.
- Custom wood finishes available upon request - add \$225 Net per color.



Product Features:

- Lounge, Love Seat and Sofa Models
- 6" raised legs allow for easy cleaning
- Complementing tables available
- Metal Base available in Chrome, Silver and Black
- Wood Tablet Option available in solid wood
- Power Unit Option available
- Starting List Price \$1,870
- 300 LB Test Rating

Standard Metal Base Finishes:

- C - Chrome
- S - Silver

Optional Metal Base Finish:

- B - Black \$35 List

Optional / Upgrades

- Solid Wood Tablet Arm with Side Stow \$550 List
- Power Unit 1 USB, 1 USB-C & 1 Plug) \$395 List
- Cup Holder \$195 List

Refer to page 6 for OCI SEATING Freight Program.

MASSO | Reception Seating

Product Features:

- Lounge, Love Seat and Sofa Models
- 6" raised legs allow for easy cleaning
- Complementing tables available
- Metal Base available in Chrome, Silver and Black
- Wood Tablet Option available in solid wood
- Power Unit Option available
- Starting List Price \$1,870
- 300 LB Test Rating

Standard Metal Base Finishes:



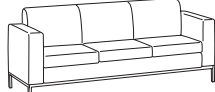
- C - Chrome
- S - Silver

Optional Metal Base Finish:

- B - Black - \$35 List



Refer to page 6 for OCI SEATING Freight Program.

Model	Description	FABRIC / LEATHER GRADES								
		1 COM	2	3 COL	4	5	6	7	8	L2
2001 	Lounge Chair 35 W x 32 D x 34 H Seat: 22 W x 20.5 D Seat Height: 17.5 Arm Height: 27.5 COM: 4.25 yds. Carton: 25 Cu. Ft. Ship Weight: 95 lbs.	1870	2055	2185	2270	2425	2555	2685	2845	3545
2002 	Love Seat 61 W x 32 D x 34 H Seat: 48 W x 20.5 D Seat Height: 17.5 Arm Height: 27.5 COM: 6 yds. Carton: 44 Cu. Ft. Ship Weight: 118 lbs.	2765	3030	3170	3345	3530	3710	4000	4125	5595
2003 	Sofa 82 W x 32 D x 34 H Seat: 69 W x 20.5 D Seat Height: 17.5 Arm Height: 27.5 COM: 7.75 yds. Carton: 58 Cu. Ft. Ship Weight: 140 lbs.	3535	3900	4010	4300	4575	4870	5165	5480	7210

Optional / Upgrades

- Solid Wood Tablet Arm with Side Stow
- Power Unit 1 USB, 1 USB-C & 1 Plug)
- Cup Holder

\$550 List
 \$395 List
 \$195 List

- When combining different grade fabric, use the higher grade.
- When combining fabric of the same grade, Two Tone \$75 List.



Product Features:

- Square, Round and Rectangular top shapes
- Designed to coordinate with Masso Seating Line
- Laminate and Veneer top material options
- Laminate and Veneer tops are .75" thick
- Laminate available in 6 standard colors
- For custom Laminate or Veneer options pre-approval is required. Please contact customer service.
- Veneer available in all standard OCI finishes on Maple. Please refer to our website for current veneer colors
- Standard laminate top finishes comes standard with matching PVC edge color
- For veneer tops, edge will match top finish color, unless specified
- Square metal legs available in 3 finishes Chrome, Silver and Black
- All dimensions are nominal
- Tables available in 17" and 20" heights
- Refer to terms and conditions for general information, finishes, warranty, freight and complete terms and condition of sales and more.

Standard Metal Leg Finishes:

- C - Chrome
- S - Silver

Optional Metal Leg Finish:

- B - Black - \$35 List

Standard Laminate Finishes:

- White
- Black
- Fog
- Bleached Legno
- Millennium Oak
- Weathered Ash

Optional / Upgrades

**For Custom Laminate or Custom Finish on Veneer
Please call for Special Pricing**

Refer to page 6 for OCI SEATING Freight Program.

MASSO | Occasional Tables

Product Features:

- Square, Round and Rectangular top shapes
- Designed to coordinate with Masso Seating Line
- Laminate and Veneer top material options
- Laminate and Veneer tops are .75" thick
- Laminate available in 6 standard colors
- For custom Laminate or Veneer options pre-approval is required.
Please contact customer service.
- Veneer available in all standard OCI finishes on Maple.
Please refer to our website for current veneer colors
- Standard laminate top finishes comes standard with matching PVC edge color
- For veneer tops, edge will match top finish color, unless specified
- Square metal legs available in 3 finishes Chrome, Silver and Black
- All dimensions are nominal

Refer to page 6 for OCI SEATING Freight Program.

- Tables available in 17" and 20" heights
- Refer to terms and conditions for general information, finishes, warranty, freight and complete terms and condition of sales and more.

Standard Metal Leg Finishes:

- C - Chrome
- S - Silver






Optional Metal Leg Finish:

- B - Black - \$35 List

Standard Laminate Finishes:

- White
- Black
- Fog
- Bleached Legno
- Millennium Oak
- Weathered Ash



Table Shape	Model	Description	Laminate Top (-L)	Veneer Top (-V)	
Square  	TMK222217	22 W x 22 D x 17 H Ship Weight: 16 lbs. Carton: 8 Cu. Ft.	885	925	
	TMK222220	22 W x 22 D x 20 H Ship Weight: 18 lbs. Carton: 8 Cu. Ft.	900	940	
	TMK303017	30 W x 30 D x 17 H Ship Weight: 30 lbs. Carton: 14 Cu. Ft.	1095	1135	
	TMK303020	30 W x 30 D x 20 H Ship Weight: 32 lbs. Carton: 14 Cu. Ft.	1110	1155	
	Round  	TMK2217	22 Dia x 17 H Ship Weight: 16 lbs. Carton: 8 Cu. Ft.	925	965
		TMK2220	22 Dia x 20 H Ship Weight: 18 lbs. Carton: 8 Cu. Ft.	940	980
TMK3017		30 Dia x 17 H Ship Weight: 30 lbs. Carton: 14 Cu. Ft.	1395	1460	
TMK3020		30 Dia x 20 H Ship Weight: 32 lbs. Carton: 14 Cu. Ft.	1410	1475	
Rectangular 	TMK482017	48 W x 20 D x 17 H Ship Weight: 35 lbs. Carton: 14.6 Cu. Ft.	1185	1245	

Optional / Upgrades

For Custom Laminate or Custom Finish on Veneer
Please call for Special Pricing

Refer to terms and conditions for general information regarding fabrics, finishes, warranty, freight, complete condition of sales and more.

Effective Date: 3/15/2023 | ociseating.com



Product Features:

- Lounge, Extended Lounge, Love Seat and Sofa in Arm and Armless Models
- 8" raised legs allow for easy cleaning
- Signature Metal Legs available in Chrome, Silver and Black
- Wood Tablet Option available for both Arm and Armless Models.
Tablet Side Stow feature available on Arm Models only.
- Power Unit 1 USB, 1 USB-C & 1 Plug)
- 300 LB Test Rating

Standard Metal Leg Finishes:

- C - Chrome
- S - Silver

Optional Metal Leg Finish:

- B - Black - \$35 List

Optional / Upgrades

Solid Wood Tablet Arm with Side Stow (Tablet Side Stow feature available on Arm Models Only) \$550 List

Power Unit 1 USB, 1 USB-C & 1 Plug) \$395 List

Refer to page 6 for OCI SEATING Freight Program.

INSTINT | Reception Seating

Product Features:

- Lounge, Extended Lounge, Love Seat and Sofa in Arm and Armless Models
- 8" raised legs allow for easy cleaning
- Signature Metal Legs available in Chrome, Silver and Black
- Wood Tablet Option available for both Arm and Armless Models. Tablet Side Stow feature available on Arm Models only.

- Power Unit Option (2 USB, 1 Plug)
- 300 LB Test Rating

Standard Metal Leg Finishes:




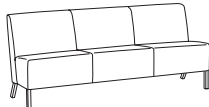
- C - Chrome
- S - Silver

Optional Metal Leg Finish:

- B - Black - \$35 List



Refer to page 6 for OCI SEATING Freight Program.

Model	Description	FABRIC / LEATHER GRADES								
		1 COM	2	3 COL	4	5	6	7	8	L2
 <p>2200 Lounge Chair Armless 22 W x 30 D x 32 H Seat: 22 W x 20 D Seat Height: 17.5 COM: 2 yds. Col: 33 Sq. Ft. Carton: 17.5 Cu. Ft. Ship Weight: 41 lbs.</p>	1510	1595	1670	1775	1880	1950	2060	2170	2875	
 <p>2201 Lounge Chair Extended Seat Armless 28 W x 30 D x 32 H Seat: 28 W x 20 D Seat Height: 17.5 COM: 2.25 yds. Col: 43 Sq. Ft. Carton: 23.5 Cu. Ft. Ship Weight: 45 lbs.</p>	1595	1680	1755	1860	1965	2035	2145	2255	2960	
 <p>2202 Love Seat Armless 49 W x 30 D x 32 H Seat: 49 W x 20 D Seat Height: 17.5 COM: 3.5 yds. Col: 69 Sq. Ft. Carton: 36 Cu. Ft. Ship Weight: 72 lbs.</p>	2050	2220	2315	2435	2570	2735	2865	2995	4150	
 <p>2203 Sofa Armless 70 W x 30 D x 32 H Seat: 70 W x 20 D Seat Height: 17.5 COM: 5 yds. Col: 104 Sq. Ft. Carton: 51 Cu. Ft. Ship Weight: 88 lbs.</p>	2630	2830	2975	3260	3465	3675	3995	4305	5255	

Optional / Upgrades

- Solid Wood Tablet with Telescopic Pole
- Power Unit 1 USB, 1 USB-C & 1 Plug)

\$550 List
 \$395 List

- When combining different grade fabric, use the higher grade.
- When combining fabric of the same grade, Two Tone \$75 List.

INSTINT | Reception Seating

Product Features:

- Lounge, Extended Lounge, Love Seat and Sofa in Arm and Armless Models
- 8" raised legs allow for easy cleaning
- Signature Metal Legs available in Chrome, Silver and Black
- Wood Tablet Option available for both Arm and Armless Models. Tablet Side Stow feature available on Arm Models only.

- Power Unit Option (2 USB, 1 Plug)
- 300 LB Test Rating

Standard Metal Leg Finishes:




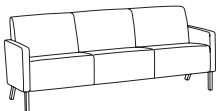
- C - Chrome
- S - Silver

Optional Metal Leg Finish:

- B - Black - \$35 List



Refer to page 6 for OCI SEATING Freight Program.

Model	Description	FABRIC / LEATHER GRADES								
		1 COM	2	3 COL	4	5	6	7	8	L2
 2210 Lounge Chair Arms Seat: 22 W x 20 D Seat Height: 17.5 COM: 3.75 yds. Col: 74 Sq. Ft. Carton: 19 Cu. Ft. Ship Weight: 48 lbs.	1690	1860	1955	2075	2210	2375	2480	2635	3265	
 2211 Lounge Chair Extended Seat Arms 33 W x 30 D x 32 H Seat: 28 W x 20 D Seat Height: 17.5 COM: 4 yds. Col: 79 Sq. Ft. Carton: 26.5 Cu. Ft. Ship Weight: 52 lbs.	1775	1960	2065	2195	2330	2510	2665	2875	3665	
 2212 Love Seat Arms 54 W x 30 D x 32 D Seat: 49 W x 20 D Seat Height: 17.5 COM: 5.5 yds. Col: 110 Sq. Ft. Carton: 39 Cu. Ft. Ship Weight: 79 lbs.	2215	2470	2610	2785	2970	3205	3520	3650	4525	
 2213 Sofa Arms 75 W x 30 D x 32 H Seat: 70 W x 20 D Seat Height: 17.5 COM: 7 yds. Col: 145 Sq. Ft. Carton: 54 Cu. Ft. Ship Weight: 95 lbs.	2785	3130	3260	3515	3745	4040	4360	4600	6250	

Optional / Upgrades

- Solid Wood Tablet Arm with Side Stow \$550 List
- Power Unit 1 USB, 1 USB-C & 1 Plug) \$395 List

- When combining different grade fabric, use the higher grade.
- When combining fabric of the same grade, Two Tone \$75 List.

Refer to terms and conditions for general information regarding fabrics, finishes, warranty, freight, complete condition of sales and more.

Effective Date: 3/15/2023 | ociseating.com



Product Features:

- Lounge, Love Seat and Sofa Models
- 8" raised legs allow for easy cleaning
- Complementing tables available
- Metal Legs available in Chrome, Silver and Black
- Power Unit Option available
- Starting List Price \$1,740
- 300 LB Test Rating

Standard Metal Base Finishes:

- C - Chrome
- S - Silver

Optional Metal Base Finish:

- B - Black \$35 List

Optional / Upgrades

- Power Unit 1 USB, 1 USB-C & 1 Plug) \$395 List

Refer to page 6 for OCI SEATING Freight Program.

BREEZE | Reception Seating

Product Features:

- Lounge, Love Seat and Sofa Models
- 8" raised legs allow for easy cleaning
- Complementing tables available
- Metal Legs available in Chrome, Silver and Black
- Power Unit Option available
- Starting List Price \$1,740
- 300 LB Test Rating

Standard Metal Base Finishes:


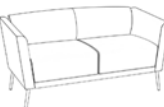
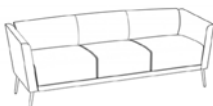
- C - Chrome
- S - Silver

Optional Metal Base Finish:

- B - Black - \$35 List



Refer to page 6 for OCI SEATING Freight Program.

Model	Description	FABRIC / LEATHER GRADES								
		1 COM	2	3 COL	4	5	6	7	8	L2
2301 	Lounge Chair 32 W x 24 D x 28 H Seat: 24 W x 20.5 D Seat Height: 17.5 Arm Height: 26.5 COM: 4.25 yds. Carton: 26.5 Cu. Ft. Ship Weight: 55 lbs.	1740	1915	2015	2140	2280	2450	2555	2715	3365
2302 	Love Seat 53 W x 24 D x 28 H Seat: 45 W x 20.5 D Seat Height: 17.5 Arm Height: 26.5 COM: 6 yds. Carton: 44 Cu. Ft. Ship Weight: 85 lbs.	2860	3130	3275	3455	3645	3890	4215	4345	5240
2303 	Sofa 74 W x 24 D x 28 H Seat: 60 W x 20.5 D Seat Height: 17.5 Arm Height: 26.5 COM: 7.75 yds. Carton: 58 Cu. Ft. Ship Weight: 95 lbs.	3585	3940	4075	4340	4575	4880	5210	5455	7160

Optional / Upgrades

-Power Unit - 1 USB, 1 USB-C & 1 Plug

\$395 List

- When combining different grade fabric, use the higher grade.
- When combining fabric of the same grade, Two Tone \$75 List.

*** Please be advised, to help avoid damage to Breeze units shipped in cartons we ship the chairs without the legs installed. Necessary hardware is included.**

Refer to terms and conditions for general information regarding fabrics, finishes, warranty, freight, complete condition of sales and more.

Effective Date: 3/15/2023 | ociseating.com



Product Features:

- Square and Rectangular top shapes
- Designed to coordinate with Breeze Seating Line
- Laminate and Veneer top material options
- Laminate and Veneer tops are .75" thick with exposed plywood edge
- Laminate available in 6 standard colors with clear coat finish exposed plywood edge
- For custom Laminate or Veneer options pre-approval is required
Please contact customer service
- Veneer available in all standard OCI finishes on Maple. Please refer to our website for current veneer colors
- For veneer tops, edge will match top finish color, unless specified
- Metal legs available in 3 finishes Chrome, Silver and Black
- All dimensions are nominal
- Tables are 17" height
- Refer to terms and conditions for general information, finishes, warranty, freight and complete terms and condition of sales and more

Standard Metal Leg Finishes:

- C - Chrome
- S - Silver

Optional Metal Leg Finish:

- B - Black - \$35 List

Standard Laminate Finishes:

- White
- Black
- Fog
- Bleached Legno
- Millennium Oak
- Weathered Ash



Breeze Exposed Plywood Knife Edge

Optional / Upgrades

**For Custom Laminate or Custom Finish on Veneer
Please call for Special Pricing**

Refer to page 6 for OCI SEATING Freight Program.

Refer to terms and conditions for general information regarding fabrics, finishes, warranty, freight, complete condition of sales and more.

Effective Date: 3/15/2023 | ociseating.com

BREEZE | Occasional Tables

Product Features:

- Square and Rectangular top shapes
 - Designed to coordinate with Breeze Seating Line
 - Laminate and Veneer top material options
 - Laminate and Veneer tops are .75" thick with exposed plywood edge.
 - Laminate available in 6 standard colors
 - For custom Laminate or Veneer options pre-approval is required.
Please contact customer service.
 - Veneer available in all standard OCI finishes on Maple.
Please refer to our website for current veneer colors
 - For veneer tops, edge will match top finish color, unless specified
 - Metal legs available in 3 finishes Chrome, Silver and Black
 - All dimensions are nominal
- Refer to page 6 for OCI SEATING Freight Program.

- Tables are 17" height
- Refer to terms and conditions for general information, finishes, warranty, freight and complete terms and condition of sales and more.

Standard Metal Leg Finishes:

- C - Chrome
- S - Silver




Optional Metal Leg Finish:

- B - Black - \$35 List

Standard Laminate Finishes:

- White
- Black
- Fog
- Bleached Legno
- Millennium Oak
- Weathered Ash



Table Shape	Model	Description	Laminate Top (-L)	Veneer Top (-V)
Square 	TB222217	22 W x 22 D x 17 H Ship Weight: 16 lbs. Carton: 8 Cu. Ft.	855	895
	TB303017	30 W x 30 D x 17 H Ship Weight: 30 lbs. Carton: 14 Cu. Ft.	1060	1100
Rectangular 	TB224817	48 W x 22 D x 17 H Ship Weight: 35 lbs. Carton: 14.6 Cu. Ft.	1150	1205

Optional / Upgrades

**For Custom Laminate or Custom Finish on Veneer
Please call for Special Pricing**

Refer to terms and conditions for general information regarding fabrics, finishes, warranty, freight, complete condition of sales and more.

Effective Date: 3/15/2023 | ociseating.com

UNITE | Modular/Reception Seating



Product Specifications:

- Engineered Solid Alder Hardwood Frames with Web Suspension
- A Modern and Interchangeable Design for Today's Collaborative Hospitality and Open Plan Environments
- Combine Curvilinear and Rectilinear Options Into a Configuration that Suits Your Space
- Left, Right or Armless Arm Options
- Standard Brushed Silver Legs
- Chrome, Satin Nickel or Black (3") Legs Optional
- Tablet Arm Option Available with Side Stow
- 3 Veneer Table Styles Available in 18 OCI Seating Finishes
- Seat, Bench and Ottomans (except round) Can be Specified with Power/USB Option
- 300 LB Test Rating

OCI Seating Finishes:

Mahogany, Summit Cherry, Dark Cherry, Clear Maple, Pacific Cherry, OFS Cherry, Summit Maple, OCI Jade, OCI Espresso, Walnut, Cognac, OCI Light Cherry, Black Lacquer, CI Honey, CI Cherry, OCI Café, Slate Grey & Smoke Grey

Optional Power Unit consists of 1 power module, 1 USB & 1 USB-C port. Six foot power cord is standard. Silver flush mounted cover plate. Units will be located on right front as seated unless otherwise specified.

Optional / Upgrades

1001C Mobile Front Caster & Back Handle	\$325 List
Power Unit	\$395 List
Solid Wood Tablet Arm with Side Stow	\$550 List
Solid Wood Tablet with Telescopic Pole	\$550 List
Table Top Power Supply	\$725 List
Wood Legs in 18 Finishes	\$150 List
500CL Chrome, Satin Nickel or Black (3") Legs Option	\$105 List
Ganging Option	\$100 List

- When combining different grade fabric, use the higher grade.
- When combining fabric of the same grade, Two Tone \$75 List.

Refer to page 6 for OCI SEATING Freight Program.

Refer to terms and conditions for general information regarding fabrics, finishes, warranty, freight, complete condition of sales and more.

Effective Date: 3/15/2023 | ociseating.com

UNITE | Modular/Reception Seating

Product Features:

- Engineered Solid Alder Hardwood Frames with Web Suspension
- A Modern and Interchangeable Design for Today's Collaborative Hospitality and Open Plan Environments
- Combine Curvilinear and Rectilinear Options Into a Configuration that Suits Your Space
- Left, Right or Armless Arm Options
- Standard Brushed Silver Legs
- Chrome, Satin Nickel or Black (3") Legs Optional
- Tablet Arm Option Available with Side Stow
- 3 Veneer Table Styles Available in 18 OCI Seating Finishes

- Seat, Bench and Ottomans (except round) Can be Specified with Power/USB Option
- 300 LB Test Rating





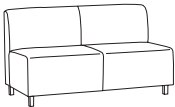

OCI Seating Finishes:

Mahogany, Summit Cherry, Dark Cherry, Clear Maple, Pacific Cherry, OFS Cherry, Summit Maple, OCI Jade, OCI Espresso, Walnut, Cognac, OCI Light Cherry, Black Lacquer, CI Honey, CI Cherry, OCI Café, Slate Grey & Smoke Grey

Optional Power Unit consists of 1 power module, 1 USB & 1 USB-C port. Six foot power cord is standard. Silver flush mounted cover plate. Units will be located on right front as seated unless otherwise specified.



Refer to page 6 for OCI SEATING Freight Program.

Model	Description	FABRIC / LEATHER GRADES									
		1 COM	2	3 COL	4	5	6	7	8	L1	L2
1001C	Club Chair 31 W x 27 D x 33.5 H Seat: 23 W x 20.5 D Seat Height: 18 Arm Height: 25 COM: 4 yds. Carton: 24 Cu. Ft. Ship Weight: 61 lbs.	1935	2145	2250	2355	2515	2670	2775	2935	NA	3225
											
1001	Armless 23 W x 27 D x 33.5 H Seat: 23 W x 20.5 D Seat Height: 18 Arm Height: NA COM: 2.75 yds. Carton: 24 Cu. Ft. Ship Weight: 39 lbs.	1670	1805	1890	1920	2015	2090	2225	2335	NA	2825
											
1001L/R	Left or Right 27 W x 27 D x 33.5 H Seat: 23 W x 20.5 D Seat Height: 18 Arm Height: 25 COM: 3.25 yds. Carton: 24 Cu. Ft. Ship Weight: 51 lbs.	1785	1955	2050	2170	2305	2470	2600	2730	NA	2940
											
1002C	Love Seat (48")	2710	3000	3115	3290	3475	3685	3920	4105	NA	5020
1003C	Love Seat (60") 56 / 68 W x 27 D x 33.5 H Seat: 48 / 60 W x 20.5 D Seat Height: 18 Arm Height: 25 COM: 6 / 7.75 yds. Carton: 43 / 97 Cu. Ft. Ship Weight: 82 / 98 lbs.	3175	3520	2610	3835	4090	4390	4605	4885	NA	5695
											
1002	Armless (48")	2430	2590	2745	2850	3010	3165	3270	3430	NA	3690
1003	Armless (60") 48 / 60 W x 27 D x 33.5 H Seat: 48 / 60 W x 20.5 D Seat Height: 18 Arm Height: NA COM: 4 / 5.75 yds. Carton: 43 / 97 Cu. Ft. Ship Weight: 64 / 76 lbs.	2900	3175	3285	3450	3625	3825	4050	4225	NA	4900
											
1002L/R	Left or Right (48")	2595	2805	2910	3045	3280	3435	3620	3855	NA	4905
1003L/R	Left or Right (60") 52 / 64 W x 27 D x 33.5 H Seat: 48 / 60 W x 20.5 D Seat Height: 18 Arm Height: 25 COM: 5 / 7.25 yds. Carton: 43 / 97 Cu. Ft. Ship Weight: 75 / 87 lbs.	3175	3520	3610	3835	4090	4390	4605	4885	NA	5695
											

Refer to terms and conditions for general information regarding fabrics, finishes, warranty, freight, complete condition of sales and more.

Effective Date: 3/15/2023 | ociseating.com

UNITE | Modular/Reception Seating

Product Features:

- Engineered Solid Alder Hardwood Frames with Web Suspension
- A Modern and Interchangeable Design for Today's Collaborative Hospitality and Open Plan Environments
- Combine Curvilinear and Rectilinear Options Into a Configuration that Suits Your Space
- Left, Right or Armless Arm Options
- Standard Brushed Silver Legs
- Chrome, Satin Nickel or Black (3") Legs Optional
- Tablet Arm Option Available with Side Stow
- 3 Veneer Table Styles Available in 18 OCI Seating Finishes

- Seat, Bench and Ottomans (except round) Can be Specified with Power/USB Option
- 300 LB Test Rating

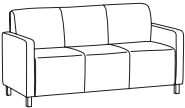
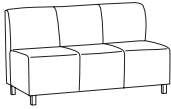
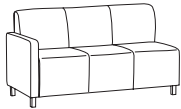



OCI Seating Finishes:

Mahogany, Summit Cherry, Dark Cherry, Clear Maple, Pacific Cherry, OFS Cherry, Summit Maple, OCI Jade, OCI Espresso, Walnut, Cognac, OCI Light Cherry, Black Lacquer, CI Honey, CI Cherry, OCI Café, Slate Grey & Smoke Grey

Optional Power Unit consists of 1 power module, 1 USB & 1 USB-C port. Six foot power cord is standard. Silver flush mounted cover plate. Units will be located on right front as seated unless otherwise specified.



Refer to page 6 for OCI SEATING Freight Program.

Model	Description	FABRIC / LEATHER GRADES								L1	L2
		1 COM	2	3 COL	4	5	6	7	8		
	1003SC Sofa (69") 77 W x 27 D x 33.5 H Seat: 69 W x 20.5 D Seat Height: 18 Arm Height: 25 COM: 8.5 yds. Carton: 97 Cu. Ft. Ship Weight: 108 lbs.	3465	3915	4020	4230	4465	4805	4990	5385	NA	6300
	1003S Armless 69 W x 27 D x 33.5 H Seat: 69 W x 20.5 D Seat Height: 18 Arm Height: NA COM: 6 yds. Carton: 97 Cu. Ft. Ship Weight: 86 lbs.	3175	3465	3580	3755	3940	4150	4385	4570	NA	5485
	1003SL/R Left or Right 73 W x 27 D x 33.5 H Seat: 69 W x 20.5 D Seat Height: 18 Arm Height: 25 COM: 7.25 yds. Carton: 97 Cu. Ft. Ship Weight: 97 lbs.	3290	3635	3725	3950	4205	4505	4720	5000	NA	5910
	1004 Corner 27 W x 27 D x 33.5 H Seat: 20.5 W x 20.5 D Seat Height: 18 Arm Height: NA COM: 4 yds. Carton: 24 Cu. Ft. Ship Weight: 54 lbs.	2220	2380	2535	3640	2745	2955	3060	3220	NA	3480
	1005 30° Curved Setee - OR 41 W x 27 D x 33.5 H Seat: 27.5 - 37 W x 20.5 D Seat Height: 18 Arm Height: NA COM: 4 yds. Carton: 45 Cu. Ft. Ship Weight: 56 lbs.	2460	2620	2775	2880	3040	3195	3300	3460	NA	3720
	1006 30° Curved Setee - IR 41 W x 27 D x 33.5 H Seat: 27.5 - 38 W x 20.5 D Seat Height: 18 Arm Height: 25 COM: 4 yds. Carton: 45 Cu. Ft. Ship Weight: 55 lbs.	2460	2620	2775	2880	3040	3195	3300	3460	NA	3720

UNITE | Modular/Reception Seating

Product Features:

- Engineered Solid Alder Hardwood Frames with Web Suspension
- A Modern and Interchangeable Design for Today's Collaborative Hospitality and Open Plan Environments
- Combine Curvilinear and Rectilinear Options Into a Configuration that Suits Your Space
- Left, Right or Armless Arm Options
- Standard Brushed Silver Legs
- Chrome, Satin Nickel or Black (3") Legs Optional
- Tablet Arm Option Available with Side Stow
- 3 Veneer Table Styles Available in 18 OCI Seating Finishes

- Seat, Bench and Ottomans (except round) Can be Specified with Power/USB Option
- 300 LB Test Rating



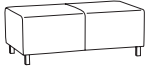
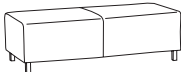
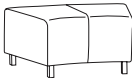
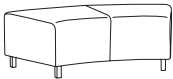
OCI Seating Finishes:

Mahogany, Summit Cherry, Dark Cherry, Clear Maple, Pacific Cherry, OFS Cherry, Summit Maple, OCI Jade, OCI Espresso, Walnut, Cognac, OCI Light Cherry, Black Lacquer, CI Honey, CI Cherry, OCI Café, Slate Grey & Smoke Grey

Optional Power Unit consists of 1 power module, 1 USB & 1USB-C port. Six foot power cord is standard. Silver flush mounted cover plate. Units will be located on right front as seated unless otherwise specified.



Refer to page 6 for OCI SEATING Freight Program.

Model	Description	FABRIC / LEATHER GRADES									
		1 COM	2	3 COL	4	5	6	7	8	L1	L2
1007	45° Curved Setee - OR 59.5 W x 27 D x 33.5 H Seat: 40 - 55 W x 20.5 D Seat Height: 18 Arm Height: NA COM: 5.75 yds. Carton: 48 Cu. Ft. Ship Weight: 74 lbs.	2720	2995	3105	3270	3445	3645	3870	4045	NA	4920
											
1008	45° Curved Setee - IR 59.5 W x 27 D x 33.5 H Seat: 40 - 54 W x 20.5 D Seat Height: 18 Arm Height: 25 COM: 6 yds. Carton: 48 Cu. Ft. Ship Weight: 72 lbs.	2720	2995	3105	3270	3445	3645	3870	4045	NA	4920
											
1009	Bench (48") NA W x NA D x NA H Seat: 48 W x 27 D Seat Height: 18 Arm Height: NA COM: 2.75 yds. Carton: 24 Cu. Ft. Ship Weight: 48 lbs.	1735	1870	1955	2005	2080	2155	2290	2400	NA	2900
											
1010	Bench (60") NA W x NA D x NA H Seat: 60 W x 27 D Seat Height: 18 Arm Height: NA COM: 4 yds. Carton: 24 Cu. Ft. Ship Weight: 61 lbs.	2020	2180	2335	2440	2600	2755	2860	3020	NA	3280
											
1011	30° Bench NA W x NA D x NA H Seat: 27 - 41 W x 27 D Seat Height: 18 Arm Height: NA COM: 3 yds. Carton: 24 Cu. Ft. Ship Weight: 61 lbs.	2020	2185	2350	2460	2625	2790	2900	3070	NA	3340
											
1012	45° Bench NA W x NA D x NA H Seat: 40 - 59.5 W x 27 D Seat Height: 18 Arm Height: NA COM: 4 yds. Carton: 24 Cu. Ft. Ship Weight: 61 lbs.	2020	2185	2350	2460	2625	2790	2900	3070	NA	3340
											

Refer to terms and conditions for general information regarding fabrics, finishes, warranty, freight, complete condition of sales and more.

Effective Date: 3/15/2023 | ociseating.com

UNITE | Modular Seating

Product Features:

- Engineered Solid Alder Hardwood Frames with Web Suspension
- A Modern and Interchangeable Design for Today's Collaborative Hospitality and Open Plan Environments
- Combine Curvilinear and Rectilinear Options Into a Configuration that Suits Your Space
- Left, Right or Armless Arm Options
- Standard Brushed Silver Legs
- Chrome, Satin Nickel or Black (3") Legs Optional
- Tablet Arm Option Available with Side Stow
- 3 Veneer Table Styles Available in 18 OCI Seating Finishes

- Seat, Bench and Ottomans (except round) Can be Specified with Power/USB Option
- 300 LB Test Rating








OCI Seating Finishes:

Mahogany, Summit Cherry, Dark Cherry, Clear Maple, Pacific Cherry, OFS Cherry, Summit Maple, OCI Jade, OCI Espresso, Walnut, Cognac, OCI Light Cherry, Black Lacquer, CI Honey, CI Cherry, OCI Café, Slate Grey & Smoke Grey

Optional Power Unit consists of 1 power module, 1 USB & 1USB-C port. Six foot power cord is standard. Silver flush mounted cover plate. Units will be located on right front as seated unless otherwise specified.



Refer to page 6 for OCI SEATING Freight Program.

Model	Description	FABRIC / LEATHER GRADES									
		1 COM	2	3 COL	4	5	6	7	8	L1	L2
1013	Square Ottoman (24") Seat: 24 W x 24 D Seat Height: 18 COM: 1.75 yds. Carton: 9 Cu. Ft. Ship Weight: 32 lbs.	1135	1220	1295	1400	1530	1585	1715	1795	NA	2185
											
1014	Square Ottoman (27") Seat: 27 W x 27 D Seat Height: 18 COM: 2.5 yds. Carton: 9 Cu. Ft. Ship Weight: 36 lbs.	1430	1575	1660	1730	1830	1895	1985	2090	NA	2585
											
1015	Round Ottoman (24") Seat: 24 W x 24 D Seat Height: 18 COM: 2 yds. Carton: 9 Cu. Ft. Ship Weight: 38 lbs.	1315	1435	1515	1605	1710	1790	1895	2000	NA	2365
											
1016	Round Ottoman (30") Seat: 30 W x 30 D Seat Height: 18 COM: 2 yds. Carton: 11 Cu. Ft. Ship Weight: 41 lbs. (48 lbs. cartoned)	1785	1905	1985	2075	2180	2260	2365	2470	NA	2835
											
1017	Inner Table 16.25 - 24.5 W x 27 D x 18 H COM: 1 yds. Carton: 9 Cu. Ft. Ship Weight: 48 lbs.	1600	1695	1760	1865	1970	2050	2155	2260	NA	2650
											
1018	End Table (27" x 27") 27 W x 27 D x 18 H COM: 1.75 yds. Carton: 11 Cu. Ft. Ship Weight: 47 lbs.	1725	1845	1925	1990	2120	2200	2305	2410	NA	2775
											
1019	Corner Table (30" x 30") 30 W x 30 D x 18 H COM: 2 yds. Carton: 11 Cu. Ft. Ship Weight: 54 lbs.	1955	2075	2155	2245	2350	2430	2535	2640	NA	3005
											



Product Features:

- 12MM Wire Chrome Metal Sled Frame
 - 30" and 24" Stool Option on wood and wire metal frame
 - Metal Sled, 4 leg wood and Self Return bases available
 - Wood legs available in 16 standard OCI finishes on Beech
 - Metal Sled base available in chrome, silver and black finish
 - 2 Upholstery Options: Standard V and 2.25" Channel back
 - Accompanying Occasional Tables also offered
 - Clear Glides for Sled Base only included
-
- When combining different grade fabric, use the higher grade
 - When combining fabric of the same grade, Two Tone \$75 List
 - Custom wood finishes upon request - add \$225 Net per color

Standard Metal Frame Finish:

-C - Chrome

Optional Metal Frame Finishes:

-S - Silver \$35 List

-B - Black \$35 List

Optional / Upgrades

-CS Channel Back Stitching \$85 List



Refer to page 6 for OCI SEATING Freight Program.



ELĒ | Guest Seating

Ordering Requirements:

- Model Number
- Frame Finish
- Fabric Choice



Refer to page 6 for OCI SEATING Freight Program.

Model	Description	FABRIC GRADES								
		1 COM	2	3 COL	4	5	6	7	8	L2
311M 	Guest, Metal Sled Base 24 W x 25.5 D x 30 H Seat: 21 W x 18.5 D Seat Height: 17 COM: 1.5 yds. Ship Weight: 18 lbs.	945	990	1045	1105	1165	1205	1245	1290	1950
311W 	Guest, Wood 4 Leg 24 W x 25.5 D x 30 H Seat: 21 W x 18.5 D Seat Height: 17 COM: 1.5 yds. Ship Weight: 17 lbs.	1040	1085	1140	1200	1260	1300	1340	1385	2040

Optional / Upgrades

- When combining different grade fabric, use the higher grade.
- When combining fabric of the same grade, Two Tone \$75 List.
- Custom wood finish upon request - add \$225 Net per color.

Standard Metal Frame Finish:

-C - Chrome

Optional Metal Frame Finishes:

- S - Silver \$35 List
- B - Black \$35 List

-CS Channel Back Stitching \$85 List





ELĒ | Lounge Seating

Ordering Requirements:

- Model Number
- Frame Finish
- Fabric Choice



Refer to page 6 for OCI SEATING Freight Program.

Model	Description	FABRIC GRADES								
		1 COM	2	3 COL	4	5	6	7	8	L2
301M 	Lounge, Metal Sled Base 26 W x 25.5 D x 30 H Seat: 23 W x 18.5 D Seat Height: 17 COM: 1.75 yds. Ship Weight: 20 lbs.	1185	1250	1335	1385	1485	1560	1610	1685	2185
302M 	Lounge, Metal Swivel Base with Auto Return 27.5 W x 27.5 D x 30 H Seat: 23 W x 18.5 D Seat Height: 17 COM: 1.75 yds. Ship Weight: 22 lbs.	1335	1400	1485	1535	1635	1710	1760	1835	2335

Optional / Upgrades

- When combining different grade fabric, use the higher grade.
- When combining fabric of the same grade, Two Tone \$75 List.
- Custom wood finish upon request - add \$225 Net per color.

Standard Metal Frame Finish:

-C - Chrome

Optional Metal Frame Finishes:

-S - Silver \$35 List

-B - Black \$35 List

-CS Channel Back Stitching \$85 List



Refer to terms and conditions for general information regarding fabrics, finishes, warranty, freight, complete condition of sales and more.

Effective Date: 3/15/2023 | ociseating.com





ELĒ | Stools

Ordering Requirements:

- Model Number
- Frame Finish
- Fabric Choice



Refer to page 6 for OCI SEATING Freight Program.

Model	Description	FABRIC GRADES								
		1 COM	2	3 COL	4	5	6	7	8	L2
 325M Stool 25", Metal Sled Base 17 W x 20.5 D x 32 H Seat: 15.5 W x 14 D Seat Height: 25 COM: 1 yd. Ship Weight: 14 lbs.	955	990	1045	1100	1150	1185	1225	1255	1955	
 330M Stool 30", Metal Sled Base 17 W x 20.5 D x 37 H Seat: 15.5 W x 14 D Seat Height: 30 COM: 1 yd. Ship Weight: 16 lbs.	1025	1060	1115	1170	1220	1255	1295	1325	2025	
 325W Stool 25", Wood 4 Leg 16.5 W x 20.5 D x 32 H Seat: 15.5 W x 14 D Seat Height: 25 COM: 1 yd. Ship Weight: 16 lbs.	1060	1095	1150	1205	1255	1290	1330	1360	2060	
 330W Stool 30", Wood 4 Leg 16.5 W x 22.5 D x 37 H Seat: 15.5 W x 14 D Seat Height: 30 COM: 1 yd. Ship Weight: 18 lbs.	1130	1165	1220	1275	1325	1360	1400	1430	2130	

Optional / Upgrades

Standard Metal Frame Finish:

-C - Chrome

Optional Metal Frame Finishes:

-S - Silver \$35 List

-B - Black \$35 List

-CS Channel Back Stitching \$85 List



- When combining different grade fabric, use the higher grade.
- When combining fabric of the same grade, Two Tone \$75 List.
- Custom wood finishes available upon request - add \$225 Net per color.

Refer to terms and conditions for general information regarding fabrics, finishes, warranty, freight, complete condition of sales and more.

Effective Date: 3/15/2023 | ociseating.com



Product Features:

- 4 table heights available, 17", 30", 36" and 42"
- Round and square top shapes
- Designed to coordinate with ELĒ seating line
- Laminate and veneer top material options
- Laminate and Veneer tops are .75" thick with natural exposed plywood knife edge
- Laminate available in 6 standard colors with clear coat finish exposed plywood edge
- For custom Laminate or Veneer options pre-approval is required, please contact customer service
- Veneer available in all standard OCI finishes on Maple, please refer to our website for current colors
- Veneer tops, edge will match top finish color, unless specified
- Base and column standard in Chrome or Silver finish
- Black finish available for a \$35 upcharge
- All dimensions are nominal
- Starting Price \$1,450

OCI Seating Finishes:

Mahogany, Summit Cherry, Dark Cherry, Pacific Cherry, OFS Cherry, OCI Jade, OCI Espresso, Walnut, Cognac, OCI Light Cherry, Black Lacquer, CI Cherry, OCI Café, Natural Beech, Slate Grey & Smoke Grey

OCI Laminate Finishes: (Occasional Tables)

White, Fog, Black, Bleached Legno, Millennium Oak & Weatherd Ash

Standard Metal Leg Finishes:

-C - Chrome

Optional Metal Leg Finish - \$75 List

-S - Silver

-B - Black



Exposed Plywood Knife Edge

Optional / Upgrades

**For Custom Laminate or Custom Finish on Veneer
Please call for Special Pricing**

Refer to page 6 for OCI SEATING Freight Program.

ELĒ | Round Occasional and Meeting Tables

Ordering Requirements:

- Model Number
- Top Surface (-L or -V)
- Top Finish
- Base Finish
- Options if Applicable

Standard Metal Leg Finishes:

-C - Chrome

Optional Metal Leg Finish - \$75 List

-S - Silver

-B - Black

OCI Laminate Finishes:

White, Fog, Black, Bleached Legno, Millennium Oak & Weatherd Ash









Special Size Tables can be made, starting from \$75 Net. Call OCI for more information and a price quote.

OCI Seating Finishes:

Mahogany, Summit Cherry, Dark Cherry, Clear Maple, Pacific Cherry, OFS Cherry, Summit Maple, OCI Jade, OCI Espresso, Walnut, Cognac, OCI Light Cherry, Black Lacquer, CI Honey, CI Cherry, OCI Café, Slate Grey & Smoke Grey



Refer to page 6 for OCI SEATING Freight Program.

	Model	Dimensions	Veneer	Laminate
Occasional Tables				
	TME3017	30 W x 30 D x 17 H Weight: 24 lbs.	1450	1325
	TME3617	36 W x 36 D x 17 H Weight: 28 lbs.	1750	1500
Meeting Tables				
	TME3030	30 W x 30 D x 30 H Weight: 24 lbs.	1650	1525
	TME3630	36 W x 36 D x 30 H Weight: 28 lbs.	1950	1700
	TME3036	30 W x 30 D x 36 H Weight: 24 lbs.	1750	1625
	TME3636	36 W x 36 D x 36 H Weight: 28 lbs.	2050	1800
	TME3042	30 W x 30 D x 42 H Weight: 24 lbs.	1800	1675
	TME3642	36 W x 36 D x 42 H Weight: 28 lbs.	2100	1850

ELĒ | Square Occasional and Meeting Tables

Ordering Requirements:

- Model Number
- Top Surface (-L or -V)
- Top Finish
- Base Finish
- Options if Applicable

Standard Metal Leg Finishes:

-C - Chrome

Optional Metal Leg Finish - \$75 List

-S - Silver

-B - Black

Refer to page 6 for OCI SEATING Freight Program.

OCI Laminate Finishes:









White, Fog, Black, Bleached Legno, Millennium Oak & Weatherd Ash

Special Size Tables can be made, starting from \$75 Net. Call OCI for more information and a price quote.

OCI Seating Finishes:

Mahogany, Summit Cherry, Dark Cherry, Clear Maple, Pacific Cherry, OFS Cherry, Summit Maple, OCI Jade, OCI Espresso, Walnut, Cognac, OCI Light Cherry, Black Lacquer, CI Honey, CI Cherry, OCI Café, Slate Grey & Smoke Grey



	Model	Dimensions	Veneer	Laminate
Occasional Tables				
	TME303017	30 W x 30 D x 17 H Weight: 24 lbs.	1525	1290
	TME363617	36 W x 36 D x 17 H Weight: 28 lbs.	1850	1450
Meeting Tables				
	TME303030	30 W x 30 D x 30 H Weight: 24 lbs.	1725	1490
	TME363630	36 W x 36 D x 30 H Weight: 28 lbs.	2050	1650
	TME303036	30 W x 30 D x 36 H Weight: 24 lbs.	1825	1590
	TME363636	36 W x 36 D x 36 H Weight: 28 lbs.	2150	1750
	TME303042	30 W x 30 D x 42 H Weight: 24 lbs.	1875	1640
	TME363642	36 W x 36 D x 42 H Weight: 28 lbs.	2200	1800

UNDER CONSTRUCTION

UNDER CONSTRUCTION

UNDER CONSTRUCTION

TL / TLF | Occasional and Reception Tables

OCI Seating offers four styles of occasional tables to fit all your design requirements. Choose from end tables, coffee tables, round tables and sofa tables. All of our tables are hand crafted to ensure quality and finish that meets the demands of our customers. Our rectilinear tables are made with veneer tops, mitered hardwood edge banding and solid hardwood aprons and legs. Round tables are constructed with solid hardwood tops, aprons and legs.

Refer to page 6 for OCI SEATING Freight Program.





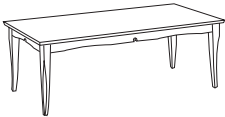

OCI Seating Finishes:

Mahogany, Summit Cherry, Dark Cherry, Clear Maple, Pacific Cherry, OFS Cherry, Summit Maple, OCI Jade, OCI Espresso, Walnut, Cognac, OCI Light Cherry, Black Lacquer, CI Honey, CI Cherry, OCI Café, Slate Grey & Smoke Grey

Special Size Tables can be made, starting from \$75 Net. Call OCI for more information and a price quote.

Add a Two-Tone finish for 15% up -charge.



	Model	Dimensions	Shipping Info	
TL Square Tables				
	TL 2424 End Table	24 W x 24 D x 20 H	Carton: 9 Cu. Ft. Weight: 24 lbs.	1060
	TL 2828 End Table	28 W x 28 D x 20 H	Carton: 9 Cu. Ft. Weight: 28 lbs.	1125
TL Rectangular Tables				
	TL 2448 Coffee Table	48 W x 24 D x 19 H	Carton: 14 Cu. Ft. Weight: 42 lbs.	1190
	TL 1854 Sofa Table	54 W x 18 D x 29 H	Carton: 24 Cu. Ft. Weight: 52 lbs.	1350
TL Round Tables				
	TL 20R Round Table	20 Dia. x 20 H	Carton: 9 Cu. Ft. Weight: 24 lbs.	1275
	TL 24R Round Table	24 Dia. x 20 H	Carton: 9 Cu. Ft. Weight: 28 lbs.	1350
TLF Square Tables				
	TLF 2424 End Table	24 W x 24 D x 20 H	Carton: 9 Cu. Ft. Weight: 24 lbs.	1190
	TLF 2828 End Table	28 W x 28 D x 20 H	Carton: 9 Cu. Ft. Weight: 28 lbs.	1245
TLF Rectangular Tables				
	TLF 2448 Coffee Table	48 W x 24 D x 19 H	Carton: 14 Cu. Ft. Weight: 42 lbs.	1330
TLF Round Tables				
	TLF 20R Round Table	20 Dia. x 20 H	Carton: 9 Cu. Ft. Weight: 24 lbs.	1370
	TLF 24R Round Table	24 Dia. x 20 H	Carton: 9 Cu. Ft. Weight: 28 lbs.	1490

Refer to terms and conditions for general information regarding fabrics, finishes, warranty, freight, complete condition of sales and more.

Effective Date: 3/15/2023 | ociseating.com

GEO | Guest Seating

Product Features:



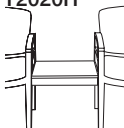
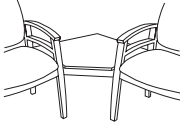

- Solid Beech Hardwood Frames
- 16 OCI Seating Wood Finishes
- High Resilient Poly Foam
- 5-Year Limited Warranty
- 300 lb. BIFMA Test Rating

OCI Seating Finishes:

Mahogany, Summit Cherry, Dark Cherry, Pacific Cherry, OFS Cherry, OCI Jade, OCI Espresso, Walnut, Cognac, OCI Light Cherry, Black Lacquer, CI Cherry, OCI Café, Natural Beech, Slate Grey & Smoke Grey



Refer to page 6 for OCI SEATING Freight Program.

Model	Description	1 COM	2	3 COL	FABRIC / LEATHER GRADES							
					4	5	6	7	8	L1	L2	
100 	Guest Chair 22 W x 25 D x 34 H Seat: 19.25 W x 20.5 D Seat Height: 19 Arm Height: 26.5 COM: 1.25 yds. Carton: 15 Cu. Ft. Ship Weight: 32 lbs.	815	865	910	985	1050	1090	1130	1180	NA	NA	
101 	Guest Chair with Armcap 22 W x 25 D x 34 H Seat: 19.25 W x 20.5 D Seat Height: 19 Arm Height: 27 COM: 1.25 yds. Carton: 15 Cu. Ft. Ship Weight: 32 lbs.	955	1005	1050	1125	1190	1230	1270	1320	NA	NA	
T2020IT 	Inner Table 20 W x 20 D x 20 H Carton: .5 Cu. Ft. Ship Weight: 12 lbs.	945										
T3030CT 	Corner Table 30 W x 30 D x 20 H Carton: 3 Cu. Ft. Ship Weight: 31 lbs. When specifying, you need to allow 36" x 36" in corner	1350										
T2024ET 	End Table 20 W x 24 D x 20 H Carton: 9Cu. Ft. Ship Weight: 27 lbs.	1160										

- When combining different grade fabric, use the higher grade.
- When combining fabric of the same grade, Two Tone \$75 List.
- Custom wood finishes available upon request - add \$225 Net per color.

Refer to terms and conditions for general information regarding fabrics, finishes, warranty, freight, complete condition of sales and more.

Effective Date: 3/15/2023 | ociseating.com

DIVA/SOLO | Guest Seating

Product Features:

- Solid Beech Hardwood Frames
- 16 OCI Seating Wood Finishes
- 170/171 Not available in Vinyl or Leather
- High Resilient Poly Foam
- 5-Year Limited Warranty

- 300 lb. BIFMA Test Rating

OCI Seating Finishes:

Mahogany, Summit Cherry, Dark Cherry, Pacific Cherry, OFS Cherry, OCI Jade, OCI Espresso, Walnut, Cognac, OCI Light Cherry, Black Lacquer, CI Cherry, OCI Café, Natural Beech, Slate Grey & Smoke Grey



Refer to page 6 for OCI SEATING Freight Program.

Model	Description	1 COM	2	3 COL	FABRIC / LEATHER GRADES							
					4	5	6	7	8	L1	L2	
151	DIVA Guest Chair 22 W x 22.75 D x 34 H Seat: 19.25 W x 20.5 D Seat Height: 18.5 Arm Height: 26.5 COM: 1 yds. Carton: 17 Cu. Ft. Ship Weight: 35 lbs.	920	970	1015	1090	1155	1195	1235	1285	NA	NA	
160	SOLO Guest Chair 21.5 W x 23.25 D x 32.5 H Seat: 18.75 W x 20 D Seat Height: 19 Arm Height: 26 COM: .75 yds. Carton: 17 Cu. Ft. Ship Weight: 31 lbs.	960	1010	1055	1130	1195	1235	1275	1325	NA	NA	
170	SOLO Guest Chair 21.5 W x 23.25 D x 34.75 H Seat: 19 W x 19 D Seat Height: 19 Arm Height: 26 COM: 1.25 yds. Carton: 17 Cu. Ft. Ship Weight: 32 lbs.	1055	1105	1150	1225	1290	1330	1370	1420	NA	NA	
171	SOLO Guest Chair 21.5 W x 23.25 D x 34.75 H Seat: 19 W x 19 D Seat Height: 19 Arm Height: 26 COM: 1.25 yds. Carton: 17 Cu. Ft. Ship Weight: 32 lbs.	1010	1060	1105	1180	1245	1285	1325	1375	NA	NA	

- When combining different grade fabric, use the higher grade.
- When combining fabric of the same grade, Two Tone \$75 List.
- Custom wood finishes available upon request - add \$225 Net per color.

Refer to terms and conditions for general information regarding fabrics, finishes, warranty, freight, complete condition of sales and more.

Effective Date: 3/15/2023 | ociseating.com

DUO | Guest Seating

Product Features:




- Solid Beech Hardwood Frames
- 16 OCI Seating Wood Finishes
- 270/271 Not available in Vinyl or Leather
- High Resilient Poly Foam
- 5-Year Limited Warranty
- 300 lb. BIFMA Test Rating

OCI Seating Finishes:

Mahogany, Summit Cherry, Dark Cherry, Pacific Cherry, OFS Cherry, OCI Jade, OCI Espresso, Walnut, Cognac, OCI Light Cherry, Black Lacquer, CI Cherry, OCI Café, Natural Beech, Slate Grey & Smoke Grey



Refer to page 6 for OCI SEATING Freight Program.

Model	Description	FABRIC / LEATHER GRADES									
		1 COM	2	3 COL	4	5	6	7	8	L1	L2
260 	Guest Chair 21.75 W x 22.75 D x 33 H Seat: 19 W x 19 D Seat Height: 19 Arm Height: 26.5 COM: .75 yds. Carton: 17 Cu. Ft. Ship Weight: 37 lbs.	980	1030	1075	1150	1215	1255	1295	1355	NA	NA
270 	Guest Chair 21.75 W x 23.25 D x 33.5 H Seat: 19 W x 19 D Seat Height: 19 Arm Height: 26.5 COM: 1 yds. Carton: 15 Cu. Ft. Ship Weight: 37 lbs.	1030	1095	1135	1210	1275	1315	1355	1405	NA	NA
271 	Guest Chair 21.75 W x 23.25 D x 33.5 H Seat: 19 W x 19 D Seat Height: 19 Arm Height: 26.5 COM: 1.25 yds. Carton: 15 Cu. Ft. Ship Weight: 36 lbs.	1065	1115	1160	1235	1300	1340	1380	1430	NA	NA

- When combining different grade fabric, use the higher grade.
- When combining fabric of the same grade, Two Tone \$75 List.
- Custom wood finishes available upon request - add \$225 Net per color.

ENTOURAGE | Guest Reception Seating

Product Features:




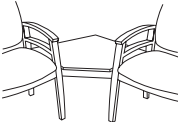
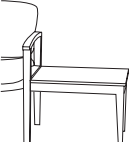
- Solid Maple Hardwood Frames
- Small Gap For Clean-Out For Healthcare Applications
- 18 OCI Seating Wood Finishes
- 3 Different Gangable Tables and 4 Different Styles of Free Standing Tables (pages 45, 46)
- Special Spacer Designed to Attach Multiple Chairs - \$120 List
- 300 lb. BIFMA Test Rating

OCI Seating Finishes:

Mahogany, Summit Cherry, Dark Cherry, Clear Maple, Pacific Cherry, OFS Cherry, Summit Maple, OCI Jade, OCI Espresso, Walnut, Cognac, OCI Light Cherry, Black Lacquer, CI Honey, CI Cherry, OCI Café, Slate Grey & Smoke Grey



Refer to page 6 for OCI SEATING Freight Program.

Model	Description	FABRIC / LEATHER GRADES									
		1 COM	2	3 COL	4	5	6	7	8	L1	L2
200 	Guest Chair 24 W x 26 D x 35 H Seat: 20 W x 19.5 D Seat Height: 19 Arm Height: 27.25 COM: 1.5 yds. Carton: 17 Cu. Ft. Ship Weight: 38 lbs.	1030	1080	1125	1200	1265	1305	1345	1395	NA	NA
400 	Guest Chair 24 W x 26 D x 35 H Seat: 20 W x 19.5 D Seat Height: 19 Arm Height: 27.25 COM: 1.5 yds. Carton: 17 Cu. Ft. Ship Weight: 42 lbs.	1085	1135	1180	1255	1320	1360	1400	1450	NA	NA
T2020IT 	Inner Table 20 W x 20 D x 20 H Carton: .5 Cu. Ft. Ship Weight: 12 lbs.	945									
T3030CT 	Corner Table 30 W x 30 D x 20 H Carton: 3 Cu. Ft. Ship Weight: 31 lbs. When specifying, you need to allow 36" x 36" in corner	1350									
T2024ET 	End Table 20 W x 24 D x 20 H Carton: 9Cu. Ft. Ship Weight: 27 lbs.	1160									

Important: When connecting chairs or tables please provide a drawing that specifies below.

- LS - Left side sitting**
- RS - Right side sitting**
- LRS - Left and Right side sitting**

- When combining different grade fabric, use the higher grade.
- When combining fabric of the same grade, Two Tone \$75 List.
- Custom wood finishes available upon request - add \$225 Net per color.

Refer to terms and conditions for general information regarding fabrics, finishes, warranty, freight, complete condition of sales and more.

Effective Date: 3/15/2023 | ociseating.com

TRILOGY | Guest Reception Seating

Product Features:

- Solid Maple Hardwood Frames
- 18 OCI Seating Wood Finishes
- 3 Different Gangable Tables and 4 Different Styles of Free Standing Tables (pages 45, 46)
- Special Spacer Designed to Attach Multiple Chairs - \$120 List
- 300 lb. BIFMA Test Rating (440)
- 500lb. BIFMA Test Rating (442, 444)

OCI Seating Finishes:

Mahogany, Summit Cherry, Dark Cherry, Clear Maple, Pacific Cherry, OFS Cherry, Summit Maple, OCI Jade, OCI Espresso, Walnut, Cognac, OCI Light Cherry, Black Lacquer, CI Honey, CI Cherry, OCI Café, Slate Grey & Smoke Grey



Refer to page 6 for OCI SEATING Freight Program.

Model	Description	FABRIC / LEATHER GRADES									
		1 COM	2	3 COL	4	5	6	7	8	L1	L2
440	Guest Chair 22.75 W x 26 D x 33.25 H Seat: 21 W x 20 D Seat Height: 19 Arm Height: 26.75 COM: 1.5 yds. Carton: 17 Cu. Ft. Ship Weight: 37 lbs.	1095	1145	1190	1265	1330	1370	1410	1460	NA	NA
442	Settee 48.25 W x 26 D x 33.25 H Seat: 45.5 W x 20 D Seat Height: 19 Arm Height: 26.75 COM: 2.25 yds. Carton: 34 Cu. Ft. Ship Weight: 62 lbs.	2060	2180	2260	2305	2355	2410	2460	2515	NA	NA
444	Bariatric 32.75 W x 26 D x 33.25 H Seat: 29.25 W x 20 D Seat Height: 19 Arm Height: 26.75 COM: 2.25 yds. Carton: 17 Cu. Ft. Ship Weight: 37 lbs.	2185	2305	2385	2430	2480	2535	2585	2640	NA	NA
T2020IT	Inner Table 20 W x 20 D x 20 H Carton: .5 Cu. Ft. Ship Weight: 12 lbs.	945									
T3030CT	Corner Table 30 W x 30 D x 20 H Carton: 3 Cu. Ft. Ship Weight: 31 lbs. When specifying, you need to allow 36" x 36" in corner	1350									
T2024ET	End Table 20 W x 24 D x 20 H Carton: 9Cu. Ft. Ship Weight: 27 lbs.	1160									

Important: When connecting chairs or tables please provide a drawing that specifies below.

- LS - Left side sitting
- RS - Right side sitting
- LRS - Left and Right side sitting

- When combining different grade fabric, use the higher grade.
- When combining fabric of the same grade, Two Tone \$75 List.
- Custom wood finishes available upon request - add \$225 Net per color.

Refer to terms and conditions for general information regarding fabrics, finishes, warranty, freight, complete condition of sales and more.

Effective Date: 3/15/2023 | ocisating.com

PROTÉGÉ | Guest Reception Seating

Product Features:

- Solid Maple Hardwood Frames
- 18 OCI Seating Wood Finishes
- 3 Different Gangable Tables and 4 Different Styles of Free Standing Tables (pages 45, 46)
- Special Spacer Designed to Attach Multiple Chairs - \$120 List
- 500lb. Test Rating (462, 464)
- 250lb. Test Rating (460, 463)

OCI Seating Finishes:

Mahogany, Summit Cherry, Dark Cherry, Clear Maple, Pacific Cherry, OFS Cherry, Summit Maple, OCI Jade, OCI Espresso, Walnut, Cognac, OCI Light Cherry, Black Lacquer, CI Honey, CI Cherry, OCI Café, Slate Grey & Smoke Grey



Refer to page 6 for OCI SEATING Freight Program.

Model	Description	FABRIC / LEATHER GRADES									
		1 COM	2	3 COL	4	5	6	7	8	L1	L2
460	Guest Chair 22.5 W x 25.75 D x 35.75 H Seat: 20 W x 18.5 D Seat Height: 19.25 Arm Height: 27.5 COM: 1.5 yds. Carton: 17 Cu. Ft. Ship Weight: 33 lbs.	1115	1175	1220	1295	1360	1400	1440	1490	NA	NA
462	2 - Seat Bench 49 W x 26 D x 36 H Seat: 46 W x 18.5 D Seat Height: 19.25 Arm Height: 27.5 COM: 2.5 yds. Carton: 26 Cu. Ft. Ship Weight: 61 lbs.	1840	1965	2045	2145	2210	2270	2355	2455	NA	NA
463	2-Seat Settee 44.25 W x 26 D x 35.75 H Seat: 20 W x 18.5 D Seat Height: 19.25 Arm Height: 27.5 COM: 2.25 yds. Carton: 26 Cu. Ft. Ship Weight: 52 lbs.	2185	2310	2390	2460	2510	2615	2700	2800	NA	NA
464	Bariatric 31.5 W x 26 D x 35.75 H Seat: 27.5 W x 18.5 D Seat Height: 19.25 Arm Height: 27.5 COM: 2.5 yds. Carton: 25 Cu. Ft. Ship Weight: 49 lbs.	2240	2360	2445	2545	2610	2670	2755	2855	NA	NA


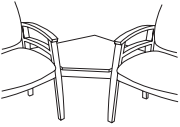

- When combining different grade fabric, use the higher grade.
- When combining fabric of the same grade, Two Tone \$75 List.
- Custom wood finishes available upon request - add \$225 Net per color.

Refer to terms and conditions for general information regarding fabrics, finishes, warranty, freight, complete condition of sales and more.

Effective Date: 3/15/2023 | ociseating.com

PROTÉGÉ | Gangable / Connecting Tables

Refer to page 6 for OCI SEATING Freight Program.

Model	Description	FABRIC / LEATHER GRADES									
		1 COM	2	3 COL	4	5	6	7	8	L1	L2
T2020IT 	Inner Table 20 W x 20 D x 20 H Carton: .5 Cu. Ft. Ship Weight: 12 lbs.	945									
T3030CT 	Corner Table 30 W x 30 D x 20 H Carton: 3 Cu. Ft. Ship Weight: 31 lbs. When specifying, you need to allow 36" x 36" in corner	1350									
T2024ET 	End Table 20 W x 24 D x 20 H Carton: 9Cu. Ft. Ship Weight: 27 lbs.	1160									

Important: When connecting chairs or tables please provide a drawing that specifies below.
 LS - Left side sitting
 RS - Right side sitting
 LRS - Left and Right side sitting

• Custom wood finishes available upon request - add \$225 Net per color.

RESPONSE 470 Series | Guest Reception Seating

Product Features:

- Solid Maple Hardwood Frames
- 18 OCI Seating Wood Finishes
- 3 Different Gangable Tables and 4 Different Styles of Free Standing Tables (pages 45, 46)
- New Round Corner Connecting Table with Retractable Folding Rear Leg
- Special Spacer Designed to Attach Multiple Chairs - \$120 List
- 300lb. Test Rating (470/475)
- 500lb. Test Rating (472/473/474)

OCI Seating Finishes:

Mahogany, Summit Cherry, Dark Cherry, Clear Maple, Pacific Cherry, OFS Cherry, Summit Maple, OCI Jade, OCI Espresso, Walnut, Cognac, OCI Light Cherry, Black Lacquer, CI Honey, CI Cherry, OCI Café, Slate Grey & Smoke Grey



Refer to page 6 for OCI SEATING Freight Program.

Model	Description	FABRIC / LEATHER GRADES									
		1 COM	2	3 COL	4	5	6	7	8	L1	L2
470	Guest Chair 23.75 W x 26 D x 33.5 H Seat: 20.25 W x 20.25 D Seat Height: 19.25 Arm Height: 27 COM: 1.5 yds. Carton: 17 Cu. Ft. Ship Weight: 44 lbs.	1135	1185	1230	1305	1370	1410	1450	1500	NA	NA
472	2-Seat Settee 49.25 W x 26 D x 33.5 H Seat: 20.25 W x 20.25 D Seat Height: 19.25 Arm Height: 27 COM: 2.25 yds. Carton: 26 Cu. Ft. Ship Weight: 71 lbs.	2125	2250	2330	2400	2450	2555	2640	2740	NA	NA
473	3-Seat Settee 70.5 W x 26 D x 33.5 H Seat: 20.25 W x 20.25 D Seat Height: 19.25 Arm Height: 27 COM: 3.5 yds. Carton: 26 Cu. Ft. Ship Weight: 97 lbs.	3280	3465	3590	3755	3910	4070	4150	4330	NA	NA
474	Bariatric 31.75 W x 26 D x 33.5 H Seat: 28 W x 20.5 D Seat Height: 19.25 Arm Height: 27 COM: 2.25 yds. Carton: 25 Cu. Ft. Ship Weight: 58 lbs.	2290	2415	2495	2595	2660	2720	2805	2905	NA	NA
475	Hip Stool 23.75 W x 26 D x 39 H Seat: 20.25 W x 20.25 D Seat Height: 23.75 Arm Height: 32.5 COM: 1.5 yds. Carton: 17 Cu. Ft. Ship Weight: 44 lbs.	2090	2140	2185	2260	2325	2365	2405	2455	NA	NA

Refer to terms and conditions for general information regarding fabrics, finishes, warranty, freight, complete condition of sales and more.

Effective Date: 3/15/2023 | ociseating.com

RESPONSE 480 Series | Guest Reception Seating

Product Features:

- Solid Maple Hardwood Frames
- 18 OCI Seating Wood Finishes
- 3 Different Gangable Tables and 4 Different Styles of Free Standing Tables (pages 45, 46)
- New Round Corner Connecting Table with Retractable Folding Rear Leg
- Special Spacer Designed to Attach Multiple Chairs - \$120 List
- 300lb. Test Rating (480/485)

- 500lb. Test Rating (482/483/484)

OCI Seating Finishes:

Mahogany, Summit Cherry, Dark Cherry, Clear Maple, Pacific Cherry, OFS Cherry, Summit Maple, OCI Jade, OCI Espresso, Walnut, Cognac, OCI Light Cherry, Black Lacquer, CI Honey, CI Cherry, OCI Café, Slate Grey & Smoke Grey



Refer to page 6 for OCI SEATING Freight Program.



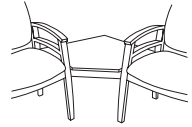
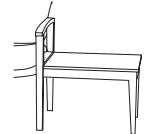
Model	Description	FABRIC / LEATHER GRADES									
		1 COM	2	3 COL	4	5	6	7	8	L1	L2
480	Guest Chair with Poly Cap 23.75 W x 26 D x 33.5 H Seat: 20.25 W x 20.25 D Seat Height: 19.25 Arm Height: 27 COM: 1.5 yds. Carton: 17 Cu. Ft. Ship Weight: 44 lbs.	1345	1395	1450	1515	1580	1620	1660	1710	NA	NA
482	2-Seat Settee with Poly Cap 49.25 W x 26 D x 33.5 H Seat: 20.25 W x 20.25 D Seat Height: 19.25 Arm Height: 27 COM: 2.25 yds. Carton: 26 Cu. Ft. Ship Weight: 71 lbs.	2415	2540	2620	2690	2740	2845	2930	3030	NA	NA
483	3-Seat Settee with Poly Cap 70.5 W x 26 D x 33.5 H Seat: 20.25 W x 20.25 D Seat Height: 19.25 Arm Height: 27 COM: 3.5 yds. Carton: 26 Cu. Ft. Ship Weight: 97 lbs.	3480	3665	3790	3955	4110	4260	4350	4530	NA	NA
484	Bariatric with Poly Cap 31.75 W x 26 D x 33.5 H Seat: 28 W x 20.5 D Seat Height: 19.25 Arm Height: 27 COM: 2.25 yds. Carton: 25 Cu. Ft. Ship Weight: 58 lbs.	2415	2540	2620	2720	2785	2845	2930	3030	NA	NA
485	Hip Stool with Poly Cap 23.75 W x 26 D x 39 H Seat: 20.25 W x 20.25 D Seat Height: 23.75 Arm Height: 32.5 COM: 1.5 yds. Carton: 17 Cu. Ft. Ship Weight: 44 lbs.	2205	2255	2310	2375	2440	2480	2520	2570	NA	NA

Refer to terms and conditions for general information regarding fabrics, finishes, warranty, freight, complete condition of sales and more.

Effective Date: 3/15/2023 | ocis seating.com

RESPONSE | Gangable / Connecting Tables

Refer to page 6 for OCI SEATING Freight Program.

Model	Description	FABRIC / LEATHER GRADES									
		1 COM	2	3 COL	4	5	6	7	8	L1	L2
T2020IT 	Inner Table 20 W x 20 D x 20 H Carton: .5 Cu. Ft. Ship Weight: 12 lbs.	945									
T2121RCT 	Round Corner Table 21 W x 21 D x 20 H Carton: 5 Cu. Ft. Ship Weight: 32 lbs. When specifying, you need to allow 36" x 36" in corner	1780									
T3030CT 	Corner Table 30 W x 30 D x 20 H Carton: 3 Cu. Ft. Ship Weight: 31 lbs. When specifying, you need to allow 36" x 36" in corner	1350									
T2024ET 	End Table 20 W x 24 D x 20 H Carton: 9Cu. Ft. Ship Weight: 27 lbs.	1160									

Important: When connecting chairs or tables please provide a drawing that specifies below.
LS - Left side sitting
RS - Right side sitting
LRS - Left and Right side sitting

- When combining different grade fabric, use the higher grade.
- When combining fabric of the same grade, Two Tone \$75 List.
- Custom wood finishes available upon request - add \$225 Net per color.

ARRANGE 490 Series | Reception Seating

Product Features:



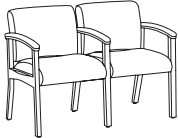
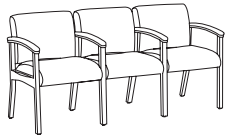
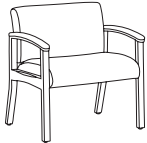

- Solid Maple Hardwood Frames with Poly Arm Cap
- 18 OCI Seating Wood Finishes
- 3 Different Gangable Tables and 4 Different Styles of Free Standing Tables (pages 45, 46)
- New Round Corner Connecting Table with Retractable Folding Rear Leg
- Special Spacer Designed to Attach Multiple Chairs - \$120 List
- 300lb. Test Rating (490)
- 500lb. Test Rating (491/492/493/494/495)

OCI Seating Finishes:

Mahogany, Summit Cherry, Dark Cherry, Clear Maple, Pacific Cherry, OFS Cherry, Summit Maple, OCI Jade, OCI Espresso, Walnut, Cognac, OCI Light Cherry, Black Lacquer, CI Honey, CI Cherry, OCI Café, Slate Grey & Smoke Grey



Refer to page 6 for OCI SEATING Freight Program.

Model	Description	FABRIC / LEATHER GRADES									
		1 COM	2	3 COL	4	5	6	7	8	L1	L2
490 	Guest Chair 24 W x 25.5 D x 33.5 H Seat: 20.5 W x 19.5 D Seat Height: 19.75 Arm Height: 27 COM: 1.5 yds. Carton: 17 Cu. Ft. Ship Weight: 38 lbs.	1275	1325	1375	1445	1510	1550	1590	1640	NA	NA
491 	Bench 49.25 W x 25.5 D x 33.5 H Seat: 45.75 W x 19.5 D Seat Height: 19.75 Arm Height: 27 COM: 3 yds. Carton: 43 Cu. Ft. Ship Weight: 71 lbs.	2030	2175	2260	2355	2425	2495	2585	2715	NA	NA
492 	2-Seat Settee 46.25 W x 25.5 D x 33.5 H Seat: 20.5 W x 19.5 D Seat Height: 19.75 Arm Height: 27 COM: 2.75 yds. Carton: 43 Cu. Ft. Ship Weight: 67 lbs.	2385	2520	2605	2655	2710	2755	2940	3050	NA	NA
493 	3-Seat Settee 69.25 W x 25.5 D x 33.5 H Seat: 20.5 W x 19.5 D Seat Height: 19.75 Arm Height: 27 COM: 4 yds. Carton: 58 Cu. Ft. Ship Weight: 81 lbs.	3280	3440	3595	3700	3860	4015	4120	4280	NA	NA
494 	Bariatric 31.25 W x 25.5 D x 33.5 H Seat: 28.5 W x 19.5 D Seat Height: 19.75 Arm Height: 27 COM: 2.5 yds. Carton: 25 Cu. Ft. Ship Weight: 58 lbs.	2365	2510	2595	2700	2765	2830	2920	3025	NA	NA
495 	Hip Stool 24 W x 26 D x 40 H Seat: 20.5 W x 19.5 D Seat Height: 26 Arm Height: 33.25 COM: 1.5 yds. Carton: 18 Cu. Ft. Ship Weight: 42 lbs.	2205	2255	2310	2375	2440	2480	2520	2570	NA	NA

ARRANGE 620 Series | Reception Seating

Product Features:

- Solid Maple Hardwood Frames with Poly Arm Cap
- 18 OCI Seating Wood Finishes
- 3 Different Gangable Tables and 4 Different Styles of Free Standing Tables (pages 45, 46)
- Special Spacer Designed to Attach Multiple Chairs - \$120 List
- 300lb. Test Rating (620)


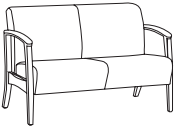
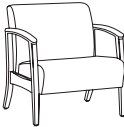
- 500lb. Test Rating (622/624)

OCI Seating Finishes:

Mahogany, Summit Cherry, Dark Cherry, Clear Maple, Pacific Cherry, OFS Cherry, Summit Maple, OCI Jade, OCI Espresso, Walnut, Cognac, OCI Light Cherry, Black Lacquer, CI Honey, CI Cherry, OCI Café, Slate Grey & Smoke Grey




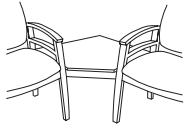
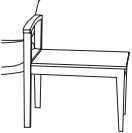
Refer to page 6 for OCI SEATING Freight Program.

Model	Description	FABRIC / LEATHER GRADES								L1	L2
		1 COM	2	3 COL	4	5	6	7	8		
620 	Guest Chair 25.75 W x 30.5 D x 34 H Seat: 22 W x 21 D Seat Height: 18 Arm Height: 27.5 COM: 2.25 yds. Carton: 24 Cu. Ft. Ship Weight: 51 lbs.	2010	2130	2210	2255	2305	2360	2415	2465	NA	NA
622 	Love Seat 52.5 W x 30.5 D x 34 H Seat: 48 W x 21 D Seat Height: 18 Arm Height: 27.5 COM: 4 yds. Carton: 43 Cu. Ft. Ship Weight: 87 lbs.	2745	2905	3060	3165	3325	3480	3585	3745	NA	NA
624 	Bariatric 31.75 W x 30.5 D x 34 H Seat: 28 W x 21 D Seat Height: 18 Arm Height: 27.5 COM: 3.25 yds. Carton: 25 Cu. Ft. Ship Weight: 56 lbs.	2710	2880	2945	3050	3125	3200	3280	3395	NA	NA

- When combining different grade fabric, use the higher grade.
- When combining fabric of the same grade, Two Tone \$75 List.
- Custom wood finishes available upon request - add \$225 Net per color.

ARRANGE | Gangable / Connecting Tables

Refer to page 6 for OCI SEATING Freight Program.

Model	Description	FABRIC / LEATHER GRADES									
		1 COM	2	3 COL	4	5	6	7	8	L1	L2
T2020IT 	Inner Table 20 W x 20 D x 20 H Carton: .5 Cu. Ft. Ship Weight: 12 lbs.	945									
T3030CT 	Corner Table 30 W x 30 D x 20 H Carton: 3 Cu. Ft. Ship Weight: 31 lbs. When specifying, you need to allow 36" x 36" in corner	1350									
T2024ET 	End Table 20 W x 24 D x 20 H Carton: 9Cu. Ft. Ship Weight: 27 lbs.	1160									

Important: When connecting chairs or tables please provide a drawing that specifies below.

- LS - Left side sitting
- RS - Right side sitting
- LRS - Left and Right side sitting

- Custom wood finishes available upon request - add \$225 Net per color.

PATRON | Guest Seating

Product Features:

- Solid Maple Hardwood Frames
- 18 OCI Seating Wood Finishes
- 4 Different Styles of Free Standing Tables (pages 45, 46)

OCI Seating Finishes:

Mahogany, Summit Cherry, Dark Cherry, Clear Maple, Pacific Cherry, OFS Cherry, Summit Maple, OCI Jade, OCI Espresso, Walnut, Cognac, OCI Light Cherry, Black Lacquer, CI Honey, CI Cherry, OCI Café, Slate Grey & Smoke Grey



Refer to page 6 for OCI SEATING Freight Program.

Model	Description	FABRIC / LEATHER GRADES									
		1 COM	2	3 COL	4	5	6	7	8	L1	L2
820	Guest Chair 23 W x 25.25 D x 35 H Seat: 20 W x 19 D Seat Height: 18.5 Arm Height: 27.75 COM: 1.5 yds. Carton: 17 Cu. Ft. Ship Weight: 39 lbs.	1220	1270	1315	1390	1455	1495	1535	1585	NA	NA

- When combining different grade fabric, use the higher grade.
- When combining fabric of the same grade, Two Tone \$75 List.
- Custom wood finishes available upon request - add \$225 Net per color.



Product Features:

- Fixed Seat Cushion
- High Resilient Long Lasting Polyfoam
- Frame Finish Standard in 16 OCI Finishes on Baltic Birch Plywood
- Features Arm and Armless and Extended Models
- Two Table Sizes
- 300 lb. Test Rating
- Manufactured in U.S.A.

OCI Seating Finishes:

Mahogany, Summit Cherry, Dark Cherry, Pacific Cherry, OFS Cherry, OCI Jade, OCI Espresso, Walnut, Cognac, OCI Light Cherry, Black Lacquer, CI Cherry, OCI Café, Natural Beech, Slate Grey & Smoke Grey

- When combining different grade fabric, use the higher grade.
- When combining fabric of the same grade, Two Tone \$75 List.
- Custom wood finish upon request - add \$225 Net per color.

Refer to page 6 for OCI SEATING Freight Program.







CAPA | Guest Seating & Tables

Ordering Requirements:

- Model Number
- Frame Finish
- Fabric Choice



Refer to page 6 for OCI SEATING Freight Program.

Model	Description	FABRIC GRADES								
		1 COM	2	3 COL	4	5	6	7	8	L2
350 	Armless Guest 21.5 W x 23.75 D x 31.5 H Seat: 19.5 W x 18 D Seat Height: 18 COM: 1.25 yd. Ship Weight: 22 lbs.	1015	1075	1140	1200	1235	1275	1325	1375	N/A
351 	Guest 21.5 W x 23.75 D x 31.5 H Seat: 19.5 W x 18 D Seat Height: 18 COM: 1.25 yd. Ship Weight: 26 lbs.	1050	1110	1175	1235	1270	1310	1360	1410	N/A
360 	Wide Seat, Armless Guest 27 W x 23.75 D x 31.5 H Seat: 25 W x 18 D Seat Height: 18 COM: 1.5 yd. Ship Weight: 26 lbs.	1090	1160	1225	1285	1320	1360	1410	1460	N/A
361 	Wide Seat, Guest 27 W x 23.75 D x 31.5 H Seat: 25 W x 18 D Seat Height: 18 COM: 1.5 yd. Ship Weight: 30 lbs.	1125	1195	1260	1320	1355	1395	1445	1495	N/A
TC222217 	End Table 22 W x 22 D x 17 H. Ship Weight: 17 lbs.	950								
TC482017 	Coffee Table 48 W x 20 D x 17 H. Ship Weight: 35 lbs.	1000								

- When combining different grade fabric, use the higher grade.
- When combining fabric of the same grade, Two Tone \$75 List.
- Custom wood finishes available upon request - add \$225 Net per color.

Refer to terms and conditions for general information regarding fabrics, finishes, warranty, freight, complete condition of sales and more.

Effective Date: 3/15/2023 | ociseating.com



Product Features:

- Clean out between seat and back
- Guest and Bariatric available
- Arm caps available in beech wood and black urethane
- Solid Beech wood frame
- Available in all OCI finishes on Beech
- Guest weight capacity it is 350 lbs.
- Bariatric weight capacity is 500 lbs.
- Two, three and reconfigurable units available
- Wall Saver (Only on Guest Chair, Not Bariatric)
- Starting Price \$1,420 Com/Grade 1
- Connecting side, corner, and end tables available.
(See page 67 for pricing and features)

OCI Seating Finishes:

Mahogany, Summit Cherry, Dark Cherry, Pacific Cherry, OFS Cherry, OCI Jade, OCI Espresso, Walnut, Cognac, OCI Light Cherry, Black Lacquer, CI Cherry, OCI Café, Natural Beech, Slate Grey & Smoke Grey

Arm Cap Options:

- P - Black Polyurethane
- W - Wood

- When combining different grade fabric, use the higher grade.
- When combining fabric of the same grade, Two Tone \$75 List.
- Custom wood finish upon request - add \$225 Net per color.

Refer to page 6 for OCI Seating Freight Program.

SANTEE | Guest & Tandem Wood Chairs

Ordering Requirements:

- Model Number
- Frame Finish
- Arm Cap Choice
- Fabric Choice

OCI Seating Finishes:

Mahogany, Summit Cherry, Dark Cherry, Pacific Cherry, OFS Cherry, OCI Jade, OCI Espresso, Walnut, Cognac, OCI Light Cherry, Black Lacquer, CI Cherry, OCI Café, Natural Beech, Slate Grey & Smoke Grey

Refer to page 6 for OCI Seating Freight Program.

Model	Description	FABRIC GRADES							
		1 COM	2	3 COL	4	5	6	7	8
380	Wood Guest Chair, Single Seat 26 W x 23.5 D x 32.5 H Seat: 22.5 W x 19 D Back: 22.5 W x 15.5 H Seat Height: 17.5 Arm Height from Seat: 7.5 COM: 1.5 yds. Carton: 17 Cu. Ft. Ship Weight: 32 lbs	1420	1480	1545	1605	1630	1670	1720	1770
382	Wood Guest Chair, 2 Seat 50.5 W x 23.5 D x 32.5 H Seat: 22.5 W x 19 D Back: 22.5 W x 15.5 H Seat Height: 17.5 Arm Height from Seat: 7.5 COM: 3 yds. Carton: 43 Cu. Ft. Ship Weight: 57 lbs	2625	2745	2875	2995	3045	3125	3225	3325
383	Wood Guest Chair, 3 Seat 75 W x 23.5 D x 32.5 H Seat: 22.5 W x 19 D Back: 22.5 W x 15.5 H Seat Height: 17.5 Arm Height from Seat: 7.5 COM: 4.5 yds. Carton: 58 Cu. Ft. Ship Weight: 82 lbs	3935	4115	4310	4490	4565	4685	4835	4985
385	Wood Guest Chair, Bariatric 33.5 W x 23.5 D x 32.5 H Seat: 30.5 W x 19 D Back: 30.5 W x 15.5 H Seat Height: 17.5 Arm Height from Seat: 7.5 COM: 2.5 yds. Carton: 25 Cu. Ft. Ship Weight: 38 lbs	2050	2195	2280	2385	2450	2525	2615	2720

Refer to terms and conditions for general information regarding fabrics, finishes, warranty, freight, complete condition of sales and more.

Effective Date: 3/15/2023 | ociseating.com

SANTEE | Configurable Wood Chairs




Ordering Requirements:

- Model Number
- Frame Finish
- Arm Cap Choice
- Fabric Choice

OCI Seating Finishes:

Mahogany, Summit Cherry, Dark Cherry, Pacific Cherry, OFS Cherry, OCI Jade, OCI Espresso, Walnut, Cognac, OCI Light Cherry, Black Lacquer, CI Cherry, OCI Café, Natural Beech, Slate Grey & Smoke Grey

Refer to page 6 for OCI Seating Freight Program.

Model	Description	FABRIC GRADES							
		1 COM	2	3 COL	4	5	6	7	8
380-ST 	Wood Guest Chair, Starter Unit 26 W x 23.5 D x 32.5 H Seat: 22.5 W x 19 D Back: 22.5 W x 15.5 H Seat Height: 17.5 Arm Height from Seat: 7.5 COM: 1.5 yds. Carton: 17 Cu. Ft. Ship Weight: 32 lbs	1445	1505	1570	1630	1655	1695	1745	1795
380-CU 	Wood Guest Chair, Center Unit 24.5 W x 23.5 D x 32.5 H Seat: 22.5 W x 19 D Back: 22.5 W x 15.5 H Seat Height: 17.5 Arm Height from Seat: 7.5 COM: 1.5 yds. Carton: 17 Cu. Ft. Ship Weight: 25 lbs	1295	1355	1420	1480	1505	1545	1595	1645
380-EU 	Wood Guest Chair, End Unit 24.5 W x 23.5 D x 32.5 H Seat: 22.5 W x 19 D Back: 22.5 W x 15.5 H Seat Height: 17.5 Arm Height from Seat: 7.5 COM: 1.5 yds. Carton: 17 Cu. Ft. Ship Weight: 25 lbs	1205	1265	1330	1390	1415	1455	1505	1555

Orders exceeding 3 consecutive units will be shipped with up to 3 preassembled units in per box.

Some assembly necessary to join preassembled units of 4 or more.

SANTEE | Configurable Wood Chairs / Bariatric




Ordering Requirements:

- Model Number
- Frame Finish
- Arm Cap Choice
- Fabric Choice

OCI Seating Finishes:

Mahogany, Summit Cherry, Dark Cherry, Pacific Cherry, OFS Cherry, OCI Jade, OCI Espresso, Walnut, Cognac, OCI Light Cherry, Black Lacquer, CI Cherry, OCI Café, Natural Beech, Slate Grey & Smoke Grey

Refer to page 6 for OCI Seating Freight Program.

Model	Description	FABRIC GRADES							
		1 COM	2	3 COL	4	5	6	7	8
385-ST 	Wood Guest Chair, Starter Unit Bariatric 33.4 W x 23.5 D x 32.5 H Seat: 30.5 W x 19 D Back: 30.5 W x 15.5 H Seat Height: 17.5 Arm Height from Seat: 7.5 COM: 2.5 yds. Carton: 25 Cu. Ft. Ship Weight: 38 lbs	2075	2220	2305	2410	2475	2550	2640	2745
385-CU 	Wood Guest Chair, Center Unit Bariatric 32 W x 23.5 D x 32.5 H Seat: 30.5 W x 19 D Back: 30.5 W x 15.5 H Seat Height: 17.5 Arm Height from Seat: 7.5 COM: 2.5 yds. Carton: 25 Cu. Ft. Ship Weight: 31 lbs	1925	2070	2155	2260	2325	2400	2490	2595
385-EU 	Wood Guest Chair, End Unit Bariatric 32 W x 23.5 D x 32.5 H Seat: 30.5 W x 19 D Back: 30.5 W x 15.5 H Seat Height: 17.5 Arm Height from Seat: 7.5 COM: 2.5 yds. Carton: 25 Cu. Ft. Ship Weight: 31 lbs	1900	2045	2130	2235	2300	2375	2465	2570

Orders exceeding 3 consecutive units will be shipped with up to 3 preassembled units in per box.

Some assembly necessary to join preassembled units of 4 or more.

SANTEE | Connecting and End Tables

Product Features:

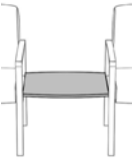


- Laminate and Veneer top material options. With exposed plywood edge
- Edge on veneer top will match top finish color unless specified otherwise.
- Edge on laminate tops will be exposed plywood with a clear coat finish as standard.

- All dimensions are nominal
- Veneer available in all OCI standard finishes
- Laminate available in 6 standard colors
- All tables come with brackets to mount to chair arm.
- Must specify where table is to be installed.

Ordering Requirements:

- Model Number
- Surface Material
- Laminate or Wood Finish

Refer to page 6 for OCI Seating Freight Program.

Model	Description	Laminate (-L)	Veneer (-V)
T380-IT 	Inner Connecting Table 21 W x 20 D x 17 H. Ship Weight: 20 lbs. Carton: 1 Cu. Ft.	630	680
T380-CT 	Corner Connecting Table 28 W x 28 D x 17 H. Ship Weight: 24 lbs. Carton: 9 Cu. Ft.	1105	1165
T380-ET 	End Connecting Table 10.5 W x 20 D x 17 H. Ship Weight: 16 lbs. Carton: 9 Cu. Ft.	790	835

Optional / Upgrades

**For Custom Laminate or Custom Finish on Veneer
Please call for Special Pricing**

Standard Laminate Finishes:

- White
- Black
- Fog
- Bleached Legno
- Millennium Oak
- Weathered Ash

OCI Seating Finishes:

- Mahogany, Summit Cherry, Dark Cherry, Pacific Cherry, OFS Cherry, OCI Jade, OCI Espresso, Walnut, Cognac, OCI Light Cherry, Black Lacquer, CI Cherry, OCI Café, Natural Beech, Slate Grey & Smoke Grey



Product Features:

- Clean out between seat and back
- Guest and Bariatric available
- Arm caps available in beech wood and black urethane
- Silver finish standard on frame
- Option for black finish available - \$35
- Guest weight capacity it is 350 lbs.
- Bariatric weight capacity is 500 lbs.
- Two, three and reconfigurable units available
- Wall Saver (Only on Guest Chair, Not Bariatric)
- Starting Price \$ 1,235 Com/Grade 1
- Connecting side, corner, and end tables available.
(See page 72 for pricing and features)

Standard Metal Leg Finishes:

-S - Silver

Optional Metal Leg Finish:

-B - Black - \$35 List

Arm Cap Options:

-P - Black Polyurethane

-W - Wood

Wood Arm Finishes:

Mahogany, Summit Cherry, Dark Cherry,
Pacific Cherry, OFS Cherry, OCI Jade, OCI
Espresso, Walnut, Cognac, OCI Light Cherry,
Black Lacquer, CI Cherry, OCI Café, Natural
Beech, Slate Grey & Smoke Grey

- When combining different grade fabric, use the higher grade.
- When combining fabric of the same grade, Two Tone \$75 List.
- Custom wood finish upon request - add \$225 Net per color.

Refer to page 6 for OCI Seating Freight Program.

SANTEE | Guest & Tandem Metal Chairs





Ordering Requirements:

- Model Number
- Frame Finish
- Arm Cap Choice
- Fabric Choice

Wood Arm Finishes:

Mahogany, Summit Cherry, Dark Cherry, Pacific Cherry, OFS Cherry, OCI Jade, OCI Espresso, Walnut, Cognac, OCI Light Cherry, Black Lacquer, CI Cherry, OCI Café, Natural Beech, Slate Grey & Smoke Grey

Refer to page 6 for OCI Seating Freight Program.

Model	Description	FABRIC GRADES							
		1 COM	2	3 COL	4	5	6	7	8
390	Metal Guest Chair, Single Seat 25 W x 23.5 D x 32.5 H Seat: 22.5 W x 19 D Back: 22.5 W x 15 H Seat Height: 17.5 Arm Height from Seat: 7.5 COM: 1.5 yds. Carton: 17 Cu. Ft. Ship Weight: 43 lbs	1235	1295	1360	1420	1445	1485	1535	1585
									
392	Metal Guest Chair, 2 Seat 48.5 W x 23.5 D x 32.5 H Seat: 22.5 W x 19 D Back: 22.5 W x 15 H Seat Height: 17.5 Arm Height from Seat: 7.5 COM: 3 yds. Carton: 43 Cu. Ft. Ship Weight: 76 lbs	2285	2405	2535	2655	2705	2785	2885	2985
									
393	Metal Guest Chair, 3 Seat 72 W x 23.5 D x 32.5 H Seat: 22.5 W x 19 D Back: 22.5 W x 15 H Seat Height: 17.5 Arm Height from Seat: 7.5 COM: 4.5 yds. Carton: 58 Cu. Ft. Ship Weight: 109 lbs	3525	3705	3900	4080	4155	4275	4425	4575
									
395	Metal Guest Chair, Bariatric 33.5 W x 23.5 D x 32.5 H Seat: 30.5 W x 19 D Back: 30.5 W x 15.5 H Seat Height: 17.5 Arm Height from Seat: 7.5 COM: 2.5 yds. Carton: 25 Cu. Ft. Ship Weight: 51 lbs	1795	1940	2025	2130	2195	2270	2360	2465
									

SANTEE | Configurable Metal Chairs




Ordering Requirements:

- Model Number
- Frame Finish
- Arm Cap Choice
- Fabric Choice

Wood Arm Finishes:

Mahogany, Summit Cherry, Dark Cherry, Pacific Cherry, OFS Cherry, OCI Jade, OCI Espresso, Walnut, Cognac, OCI Light Cherry, Black Lacquer, CI Cherry, OCI Café, Natural Beech, Slate Grey & Smoke Grey

Refer to page 6 for OCI Seating Freight Program.

Model	Description	FABRIC GRADES							
		1 COM	2	3 COL	4	5	6	7	8
390-ST	Metal Guest Chair, Starter Unit 25 W x 23.5 D x 32.5 H Seat: 22.5 W x 19 D Back: 22.5 W x 15.5 H Seat Height: 17.5 Arm Height from Seat: 7.5 COM: 1.5 yds. Carton: 17 Cu. Ft. Ship Weight: 43 lbs	1260	1320	1385	1445	1470	1510	1560	1610
									
390-CU	Metal Guest Chair, Center Unit 23.5 W x 23.5 D x 32.5 H Seat: 22.5 W x 19 D Back: 22.5 W x 15.5 H Seat Height: 17.5 Arm Height from Seat: 7.5 COM: 1.5 yds. Carton: 17 Cu. Ft. Ship Weight: 36 lbs	1125	1185	1250	1310	1335	1375	1425	1475
									
390-EU	Metal Guest Chair, End Unit 23.5 W x 23.5 D x 32.5 H Seat: 22.5 W x 19 D Back: 22.5 W x 15.5 H Seat Height: 17.5 Arm Height from Seat: 7.5 COM: 1.5 yds. Carton: 17 Cu. Ft. Ship Weight: 36 lbs	1100	1180	1245	1305	1330	1370	1420	1470
									

Orders exceeding 3 consecutive units will be shipped with up to 3 preassembled units in per box.

Some assembly necessary to join preassembled units of 4 or more.

SANTEE | Configurable Metal Chairs / Bariatric

Ordering Requirements:

- Model Number
- Frame Finish
- Arm Cap Choice
- Fabric Choice

Wood Arm Finishes:

Mahogany, Summit Cherry, Dark Cherry, Pacific Cherry, OFS Cherry, OCI Jade, OCI Espresso, Walnut, Cognac, OCI Light Cherry, Black Lacquer, CI Cherry, OCI Café, Natural Beech, Slate Grey & Smoke Grey

Refer to page 6 for OCI Seating Freight Program.

Model	Description	FABRIC GRADES							
		1 COM	2	3 COL	4	5	6	7	8
395-ST	Metal Guest Chair, Starter Unit Bariatric 33.4 W x 23.5 D x 32.5 H Seat: 30.5 W x 19 D Back: 30.5 W x 15.5 H Seat Height: 17.5 Arm Height from Seat: 7.5 COM: 2.5 yds. Carton: 25 Cu. Ft. Ship Weight: 51 lbs	1815	1960	2045	2150	2215	2290	2380	2485
395-CU	Metal Guest Chair, Center Unit Bariatric 32 W x 23.5 D x 32.5 H Seat: 30.5 W x 19 D Back: 30.5 W x 15.5 H Seat Height: 17.5 Arm Height from Seat: 7.5 COM: 2.5 yds. Carton: 25 Cu. Ft. Ship Weight: 41 lbs	1675	1820	1905	2010	2075	2150	2240	2345
395-EU	Metal Guest Chair, End Unit Bariatric 32 W x 23.5 D x 32.5 H Seat 30.5 W x 19 D Back: 30.5 W x 15.5 H Seat Height: 17.5 Arm Height from Seat: 7.5 COM: 2.5 yds. Carton: 25 Cu. Ft. Ship Weight: 41 lbs	1650	1795	1880	1985	2050	2125	2215	2320

Orders exceeding 3 consecutive units will be shipped with up to 3 preassembled units in per box.

Some assembly necessary to join preassembled units of 4 or more.

SANTEE | Connecting and End Tables

Product Features:

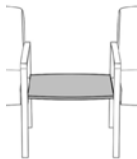
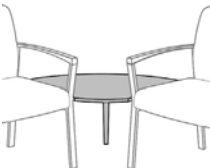

- Laminate and Veneer top material options.
With exposed plywood edge
- Edge on veneer top will match top finish color unless specified otherwise.
- Edge on laminate tops will be exposed plywood with a clear coat finish as standard.

- All dimensions are nominal
- Veneer available in all OCI standard finishes
- Laminate available in 6 standard colors
- All tables come with brackets to mount to chair arm.
- Must specify where table is to be installed.

Ordering Requirements:

- Model Number
- Surface Material
- Laminate or Wood Finish

Refer to page 6 for OCI Seating Freight Program.

Model	Description	Laminate (-L)	Veneer (-V)
T380-IT 	Inner Connecting Table 21 W x 20 D x 17 H. Ship Weight: 20 lbs. Carton: 1 Cu. Ft.	630	680
T380-CT 	Corner Connecting Table 28 W x 28 D x 17 H. Ship Weight: 24 lbs. Carton: 9 Cu. Ft.	1105	1165
T380-ET 	End Connecting Table 10.5 W x 20 D x 17 H. Ship Weight: 16 lbs. Carton: 9 Cu. Ft.	790	835

Optional / Upgrades

For Custom Laminate or Custom Finish on Veneer
Please call for Special Pricing

Standard Laminate Finishes:

White
Black
Fog
Bleached Legno
Millennium Oak
Weathered Ash

OCI Seating Finishes:

Mahogany, Summit Cherry, Dark Cherry,
Pacific Cherry, OFS Cherry, OCI Jade, OCI
Espresso, Walnut, Cognac, OCI Light Cherry,
Black Lacquer, CI Cherry, OCI Café, Natural
Beech, Slate Grey & Smoke Grey

Refer to terms and conditions for general information regarding fabrics, finishes, warranty, freight, complete condition of sales and more.

Effective Date: 3/15/2023 | ociseating.com



Product Features:

- Designed to coordinate with Santee seating line
- Laminate and veneer top material options
- Laminate and Veneer tops are .75" thick with natural exposed plywood knife edge
- Laminate available in 6 standard colors with clear coat finish exposed plywood edge
- For custom Laminate or Veneer options pre-approval is required. Please contact customer service
- Veneer available in all standard OCI finishes on Maple, please refer to our website for current veneer colors
- For veneer tops, edge will match top finish color, unless specified
- Base comes standard in Silver finish
- Black finish available for a \$125 upcharge
- All dimensions are nominal
- Starting Price \$1,250

OCI Seating Finishes:

Mahogany, Summit Cherry, Dark Cherry, Pacific Cherry, OFS Cherry, OCI Jade, OCI Espresso, Walnut, Cognac, OCI Light Cherry, Black Lacquer, CI Cherry, OCI Café, Natural Beech, Slate Grey & Smoke Grey

OCI Laminate Finishes:

White, Fog, Black, Bleached Legno, Millennium Oak & Weathered Ash

Standard Metal Leg Finishes:

-S - Silver

Optional Metal Leg Finish - \$125 List

-B - Black



Exposed Plywood 30° Bevel Edge

Optional / Upgrades

**For Custom Laminate or Custom Finish on Veneer
Please call for Special Pricing**

Refer to page 6 for OCI SEATING Freight Program.

SANTEE | End & Coffee Tables | Designed by Chris Carter

Ordering Requirements:

- Model Number
- Top Surface (-L or -V)
- Top Finish
- Base Finish
- Options if Applicable

Standard Metal Leg Finishes:

-S - Silver

Optional Metal Leg Finish - \$125 List

-B - Black

OCI Laminate Finishes:

White, Fog, Black, Bleached Legno, Millennium Oak & Weatherd Ash



Special Size Tables can be made, starting from \$75 Net. Call OCI for more information and a price quote.

OCI Seating Finishes:

Mahogany, Summit Cherry, Dark Cherry, Pacific Cherry, OFS Cherry, OCI Jade, OCI Espresso, Walnut, Cognac, OCI Light Cherry, Black Lacquer, CI Cherry, OCI Café, Natural Beech, Slate Grey & Smoke Grey



Refer to Pg. 6 for New OCI SEATING Freight Program.

	Model	Dimensions	Veneer	Laminate
End Table				
	TS222222	22 W x 22 D x 22 H Weight: 24 lbs.	1375	1250
Coffee Table				
	TS303017	30 W x 30 D x 17 H Weight: 24 lbs.	1600	1475

MELITA | Guest and Stack Chairs



Product Features:

- 18mm Chrome Stackable Tube Frame for all 4 Legged Versions
- 11mm Wire Chrome Metal Sled Base High Density Stacker
- Caster Option on Armless Frame
- 30" 4 Leg Stool Option Armless
- Standard Plastic Colors Available: Ebony, Indigo, Smoke & Cotton
- 3 Special Order Plastic Colors Available, Olive, Apple & Mocha
- Stacks 6 on the Floor, 20 on the Cart (excludes M130 Stool)
- 300 lb. Test Rating
- UV Rated Plastic
- Lifetime Warranty
- Clean-Out Space
- Starts at \$320 List

Standard Metal Frame Finishes:

-C - Chrome

Optional Metal Frame Finish:

-S - Silver \$30 List
-B - Black \$30 List

Standard Plastic Colors:

P10 Ebony
P20 Indigo
P30 Smoke
P40 Cotton

Optional / Upgrades

-GC	Ganging Connector (Available on ME120C only)	\$20 List
-HFC	Hard Floor Casters	\$45 List
-HFSLC	Hard Floor Self Locking Caster (Casters available on ME110 only)	\$85 List
-MESC	Stacking Cart	\$380 List

Refer to page 6 for OCI SEATING Freight Program.

Refer to terms and conditions for general information regarding fabrics, finishes, warranty, freight, complete condition of sales and more.

Effective Date: 3/15/2023 | ociseating.com

MELITA | Guest and Stack Chairs



PLASTIC BACK AND SEAT

Ordering Requirements:

- Model Number
- Frame Finish
- Plastic Color
- Options as Applicable



Refer to page 6 for OCI SEATING Freight Program.

Model	Description						
 ME100	4 Leg Armless Guest Chair, Glides, Chrome Frame Plastic Back and Seat 19.75 W x 21 D x 33.5 H Seat: 17.25 W x 17 D Seat Height: 18 Ship Weight: 13 lbs.	320					
 ME101	4 Leg Loop Arm Guest Chair, Glides, Chrome Frame Plastic Back and Seat 23 W x 21 D x 33.5 H Seat: 17.25 W x 17 D Seat Height: 18 Arm Height: 25.5 Ship Weight: 16 lbs.	405					
 ME110	4 Leg Armless Guest Chair, Casters, Chrome Frame Plastic Back and Seat 19.75 W x 21 D x 33.5 H Seat: 17.25 W x 17 D Seat Height: 18 Ship Weight: 14 lbs	320					
 ME120	Sled Armless Guest Chair, Glides, Chrome Frame Plastic Back and Seat 19.75 W x 21 D x 33.5 H Seat: 17.25 W x 17 D Seat Height: 18 Ship Weight: 14 lbs	300					
 ME130	4 Leg Armless Stool, Glides, Chrome Frame Plastic Back and Seat 19.75 W x 21 D x 45 H Seat: 17.25 W x 17 D Seat Height: 30 Ship Weight: 19 lbs	475					

MELITA | Guest and Stack Chairs






PLASTIC BACK AND UPHOLSTERED SEAT

Ordering Requirements:

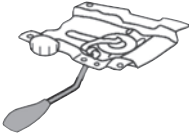
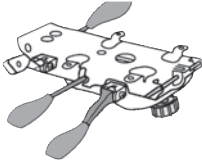
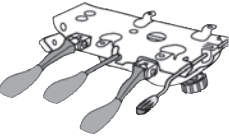
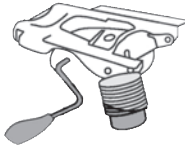
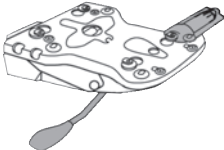
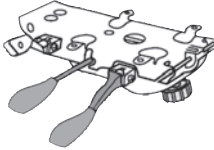
- Model Number
- Frame Finish
- Plastic Color
- Upholstery Selections
- Options as Applicable

Refer to page 6 for OCI SEATING Freight Program.



Model	Description	FABRIC GRADES							
		1 COM	2	3 COL	4	5	6	7	8
 ME100-SU	4 Leg Armless Guest Chair, Glides, Chrome Frame Plastic Back and Upholstered Seat 19.75 W x 21 D x 33.5 H Seat: 17.25 W x 17 D Seat Height: 18 COM: .75 yds. Ship Weight: 14 lbs	420	455	500	545	575	605	640	685
 ME101-SU	4 Leg Loop Arm Guest Chair, Glides, Chrome Frame Plastic Back and Upholstered Seat 23 W x 21 D x 33.5 H Seat: 17.25 W x 17 D Seat Height: 18 Arm Height: 25.5 COM: .75 yds. Ship Weight: 17 lbs	505	540	585	630	660	690	725	770
 ME110-SU	4 Leg Armless Guest Chair, Caster, Chrome Frame Plastic Back and Upholstered Seat 19.75 W x 21 D x 33.5 H Seat: 17.25 W x 17 D Seat Height: 18 COM: .75 yds. Ship Weight: 15 lbs	420	455	500	545	575	605	640	685
 ME120-SU	Sled Armless Guest Chair, Glides, Chrome Frame Plastic Back and Upholstered Seat 19.75 W x 21 D x 33.5 H Seat: 17.25 W x 17 D Seat Height: 18 COM: .75 yds. Ship Weight: 15 lbs	400	435	480	525	555	585	620	665
 ME130-SU	4 Leg Armless Stool, Glides, Chrome Frame Plastic Back and Upholstered Seat 19.75 W x 21 D x 45 H Seat: 17.25 W x 17 D Seat Height: 30 COM: .75 yds. Ship Weight: 20 lbs	575	610	655	700	730	760	795	840

CHAIR MECHANISMS & CONTROLS

<p>(0) BASIC TASK - Single Paddle Mechanism</p>  <p>For use with task and computer work. The Basic Task has simple adjustments and works for casual meeting.</p> <p>Swivels 360° Horizontal back rest depth Gas cylinder seat height adjustment.</p> <p>\$85 List</p>	<p>(2) POSTURE TILT - 3 Paddle Mechanism</p>  <p>Used for executives, managers and conference rooms. Posture Tilt offers tilt back and rock or lock in upright position for tasking and has separate back lumbar adjustment.</p> <p>Swivels 360° Seat and back tilt as unit Gas cylinder seat height Upright position tilt lock Tilt tension control Ratchet back height adjustment Independent back adjustment</p> <p>\$200 List</p>
<p>(4) MULTIFUNCTION - 3 Paddle Mechanism And Front Stop</p>  <p>For use with a variety of task positions and extended hours of usage. The Multifunction offers the most ergonomic controls for an infinite range of movement.</p> <p>Swivels 360° Seat and back tilt as unit Gas cylinder seat height adjustment Infinite seat position tilt and lock Ratchet back height adjustment Seat pivots to a 3° forward position Infinite back angle tilt and lock</p> <p>\$315 List</p>	<p>(5) DELUXE KNEE TILT - Single Paddle Mechanism</p>  <p>Used for executives, managers and conference rooms. The best of traditional tilt with a full range of movement.</p> <p>Swivels 360° Independent articulating seat Seat and back tilt as unit Gas cylinder seat height adjustment Upright position tilt lock Tilt tension control Reduced rise of front seat edge</p> <p>\$200 List</p>
<p>(6) SYNCHRO - 2 Paddle Mechanism</p>  <p>Synchronized tilting action allows the user's feet to remain on the floor as they tilt backwards.</p> <p>Swivels 360° 5 position tilt lock Gas cylinder seat height adjustment Tilt tension control Seat and back tilt in a 1:2 synchronized ratio.</p> <p>\$260 List</p>	<p>(7) SWIVEL TILT - Single Paddle Mechanism</p>  <p>Used for executives, managers and conference rooms. Swivel Tilt offers tilt back and rock or lock in upright position.</p> <p>Swivels 360° Seat and back tilt as unit Gas cylinder seat height adjustment Upright position tilt lock Tilt tension control</p> <p>\$145 List</p>

Shipping and handling charges will apply on all parts orders.

AMI | Task Seating

Product Features:

- Injection Molded Outer Frame
- 8-position Adjustable Arms
- Frame and Arms Made From Reinforced Glass Filled Nylon
- Swivel-Tilt and Knee-Tilt Available
- Stool Models (-SK) have Standard 8" Gas Lift & Adjustable Foot Ring
- Dual Wheel Casters for Use on Multiple Surfaces
- Upgraded Optional Fabric Seat Choices
- Mechanism functions on page 77
- 300 lb. Test Rating





Standard Back and Mesh Options:

- BB** - Black Nylon Back/Arms with Black Mesh and Black Fabric Seat with Black Base
- BG** - Black Nylon Back/Arms with Grey Mesh and Grey Fabric Seat with Black Base
- SWG** - Soft White Nylon Back/Arms with Grey Mesh and Grey Fabric Seat with Soft White Base



Qualifies for OCI Seating KD Freight Program. Please refer to page 6 for more information. Orders of six (6) chairs or more combined in one shipment are freight free anywhere in the continuous 48 states in the U.S. Five (5) chairs or less are subject to a \$85 freight surcharge.




Model	Description	Standard Config.	QUICK SHIP		FABRIC / LEATHER GRADES							
			1	COM	2	3	COL	4	5	6	7	8
 AM-35	 Black Frame With Black Mesh Back Adjustable Arm Black Poly Base Swivel-Tilt Seat: 19.5 W x 17.5 D Back: 18.75 W x 21 H Seat Height: 16.75 - 21.5 25.5 W x 24.75 D x 36.75 - 31.5 H COM: 1.0 yds. Ship Weight: 26 lbs.	- BB	500	565	615	660	700	735	775	815	880	NA
		- BG	500	565	615	660	700	735	775	815	880	NA
		- SWG	575	640	690	735	775	810	850	890	955	NA
 AM-37	 Black Frame With Black Mesh Back Adjustable Arm Black Poly Base Knee-Tilt Seat: 19.5 W x 17.5 D Back: 18.75 W x 21 H Seat Height: 16.75 - 21.5 25.5 W x 24.75 D x 36.75 - 31.5 H COM: 1.0 yds. Ship Weight: 26 lbs.	- BB	575	640	690	735	775	810	850	890	955	NA
		- BG	575	640	690	735	775	810	850	890	955	NA
		- SWG	650	715	765	810	850	885	925	965	1030	NA

Optional / Upgrades:

- TCB Trendi chrome base - \$145 List
- HF Casters - \$35.00 List
- SK Stool Kit - \$190.00 List
- Knee-Tilt - \$75.00 List



-Upgraded Optional Fabric Seat Choices - \$40 List (Add to Quick Ship cost)



SCORE | Task/Guest Seating

Product Features:




- In Stock Black or Grey Fabric
- Basic Synchro Tilt Mechanism w/Lock in Upright Position
- Fixed or Adjustable Up/Down Arms
- Chrome Base Optional
- Stool Model (S-126-F-SK or S-126-A-SK) has Standard 8" Gas Lift & Adjustable Foot Ring
- Mechanism functions on page 77
- 300 lb. Test Rating



Qualifies for OCI Seating KD Freight Program. Please refer to page 6 for more information.

Orders of six (6) chairs or more combined in one shipment are freight free anywhere in the continuous 48 states in the U.S. Five (5) chairs or less are subject to a \$85 freight surcharge.



Model	Description	FABRIC / LEATHER GRADES									
		QUICK SHIP	1	2	3	4	5	6	7	8	L2
S-16	 Cantilever Chair, Black or Grey Fabric Seat and Mesh Back Fixed Arm Seat: 19 W x 18 D Back: 19 W x 19.5 H Seat Height: 18.25 36.5 OV H x 24 OV W COM: 1.0 yds. Ship Weight: 38 lbs.	575	635	685	730	770	805	845	885	950	NA
S-126-F	 Black or Grey Fabric Seat and Mesh Back Fixed Arm, Standard Black Base Basic Synchro Tilt w/Lock in Upright Position Seat: 19 W x 18 D Back: 19 W x 19.5 H Seat Height: 17 - 21 39.75 OV H x 24 OV W COM: 1.0 yds. Ship Weight: 39 lbs.	600	660	710	755	795	830	870	910	975	NA
S-126-A	 Black or Grey Fabric Seat and Mesh Back Adjustable Up/Down Arm, Standard Black Base Basic Synchro Tilt w/Lock in Upright Position Seat: 19 W x 18 D Back: 19 W x 19.5 H Seat Height: 17 - 21 39.75 OV H x 24 OV W COM: 1.0 yds. Ship Weight: 39 lbs.	615	675	725	770	810	845	885	925	990	NA

Optional / Upgrades:

- CT Chrome Thunder Base Model - \$145 List
- SK Stool Kit - \$190 List



Refer to terms and conditions for general information regarding fabrics, finishes, warranty, freight, complete condition of sales and more.

Effective Date: 3/15/2023 | ociseating.com

OVATION V | Task Seating

Product Features:





- Standard Seat Slider
- 4 Way Adjustable Up/Down In/Out Arms with Sliding Pad
- Ratchet Back Height Adjustment and Adjustable Lumbar
- Optional Headrest
- Stool Models (-SK) have Standard 8" Gas Lift & Adjustable Foot Ring
- Choose from Black or Grey Mesh Back on the OV-436
- Mechanism functions on page 77
- 300 lb. Test Rating



Qualifies for OCI Seating KD Freight Program. Please refer to page 6 for more information.

Orders of six (6) chairs or more combined in one shipment are freight free anywhere in the continuous 48 states in the U.S. Five (5) chairs or less are subject to a \$85 freight surcharge.



Model	Description	QUICK SHIP	FABRIC / LEATHER GRADES								L2
			1 COM	2	3 COL	4	5	6	7	8	
 OV-436	Black Fabric Seat and Mesh Back Adjustable Arm Black Poly Base Syncro Tilt w/Seat Slider and (3) position Back Lock Seat: 20 W x 19 D Back: 21.5 W x 22 H Seat Height: 17.5 - 21.5 42.5 OV H x 25.5 OV W COM: 1.0 yds. Ship Weight: 59 lbs.	 1045	1105	1155	1200	1240	1275	1315	1355	1420	NA
 OV-438-M	Black Mesh Seat and Back Adjustable Arm Aluminum Base Cable Activated Syncro Tilt w/Seat Slider and (3) position Back Lock Seat: 20 W x 19 D Back: 21.5 W x 22 H Seat Height: 17.5 - 21.5 42.5 OV H x 25.5 OV W COM: 1.0 yds. Ship Weight: 59 lbs.	 1175									

Optional / Upgrades:

- CT Chrome Thunder Base Model - \$145 List
- OV-HR Optional Headrest - \$110.00 List
- HF Casters - \$35.00 List
- SK Stool Kit - \$230.00 List



TRENDI All Mesh | Task Chairs

Product Features:

- Standard Frame/Mesh/Base Combinations:
- **-BB** - Black Poly Frame and Black Mesh Seat and Back with Black Poly Base
- Advanced Synchro Tilt Mechanism
- 5-Way Adjustable Up/Down with Sliding Pad forward/back, Left/Right, In/Out
- Seat Slider and Adjustable Lumbar
- 300 lb. Test Rating
- Mechanism functions on page 77




Qualifies for OCI Seating KD Freight Program. Please refer to page 6 for more information.

Orders of six (6) chairs or more combined in one shipment are freight free anywhere in the continuous 48 states in the U.S. Five (5) chairs or less are subject to a \$85 freight surcharge.

For non KD products please refer to page 6 for OCI SEATING Freight Program.



Model	Description	Standard Config.	FABRIC / LEATHER GRADES											
			QUICK SHIP	1	2	3	4	5	6	7	8	L2		
 TR-838-All Mesh	Seat: 19.5 W x 19.5 D Back: 18.5 W x 18 H Seat Height: 17.5 - 20.5 35 - 38 OV H x 25 OV W COM: .75 yds. Ship Weight: 55 lbs. (x2)		-BB	935	NA	NA	NA	NA	NA	NA	NA	NA	NA	NA

Optional / Upgrades

- TCB Trendi chrome base - \$145 List

TRENDI Black Frame | Task, Guest and Nesting Chairs

Product Features:

- Standard Back/Mesh/Frame Combinations:
- BB** - Black Poly Back/Arms with Black Mesh and Black Fabric Seat and Black Metal Frame
- BG** - Black Poly Back/Arms with Grey Mesh and Grey Fabric Seat and Black Metal Frame
- Advanced Synchro Tilt Mechanism
- 3 Way Adjustable Up/Down with Sliding Pad forward/back, Left or Right
- Seat Slider and Adjustable Lumbar
- 300 lb. Test Rating
- **Mesh color and seat fabric color must be specified if different from Standard**
- Mechanism functions on page 77



Qualifies for OCI Seating KD Freight Program. Please refer to page 6 for more information.





Orders of six (6) chairs or more combined in one shipment are freight free anywhere in the continuous 48 states in the U.S. Five (5) chairs or less are subject to a \$85 freight surcharge.

For non KD products please refer to page 6 for OCI SEATING Freight Program.

-**M** - Mesh Color, See Codes Below (Ex. M1)

-**F** - Fabric Color, See Codes Below (Ex. F3)




Model	Description	Standard Config.	FABRIC / LEATHER GRADES										
			QUICK SHIP	1 COM	2	3 COL	4	5	6	7	8	L2	
 TR-638 Seat: 19.5 W x 18.5 D Back: 18.25 W x 22.5 H Seat Height: 18.5 - 21.5 39.5 - 42.75 OV H x 26.5 OV W COM: .75 yds. Ship Weight: 42 lbs.		- BB	725	790	835	875	910	945	985	1035	1085	NA	
		- BG	725	790	835	875	910	945	985	1035	1085	NA	
 TR-20 Seat: 19.5 W x 19.5 D Back: 18.5 W x 18 H Seat Height: 17.5 - 20.5 35 - 38 OV H x 25 OV W COM: .75 yds. Ship Weight: 55 lbs. (x2)		- BB	650	710	760	805	845	880	920	960	1025	NA	
		- BG	650	710	760	805	845	880	920	960	1025	NA	
 TR-15 Seat: 18.25 W x 18.25 D Back: 18.5 W x 18 H Seat Height: 18.5 35 OV H x 23.25 OV W COM: .75 yds. Ship Weight: 70 lbs. (x3)		- BB	650	710	760	805	845	880	920	960	1025	NA	
		- BG	650	710	760	805	845	880	920	960	1025	NA	

Optional / Upgrades


- TCB Trendi chrome base - \$145 List
- Poly C-Arm (PCA) - \$180 List
- Stool Kit - \$190 List



-Upgraded Optional Fabric Seat Choices - \$40 List (Add to Quick Ship cost)



-Upgraded Optional Mesh Back Choices - \$75 List



TRENDI White Frame | Task, Guest and Nesting Chairs

Product Features:

- Standard Back/Mesh/Frame Combination:
- WG**- White Poly Back/Arms with Grey Mesh and Grey Fabric Seat and Silver Metal Frame and Polished Chrome Base When Applicable
- Advanced Synchro Tilt Mechanism
- 3 Way Adjustable Up/Down with Sliding Pad forward/back, Left or Right
- Seat Slider and Adjustable Lumbar
- **Mesh color and seat fabric color must be specified if different from Standard**
- Mechanism functions on page 77







Qualifies for OCI Seating KD Freight Program. Please refer to page 6 for more information.

Orders of six (6) chairs or more combined in one shipment are freight free anywhere in the continuous 48 states in the U.S. Five (5) chairs or less are subject to a \$85 freight surcharge.

For non KD products please refer to page 6 for OCI SEATING Freight Program.

- M** - Mesh Color, See Codes Below (Ex. M1)
- F** - Fabric Color, See Codes Below (Ex. F3)




Model	Description	Standard Config.	QUICK SHIP	FABRIC / LEATHER GRADES										L2
				1	2	3	4	5	6	7	8			
 TR-638 Seat: 19.5 W x 18.5 D Back: 18.25 W x 22.5 H Seat Height: 18.5 - 21.5 39.5 - 42.75 OV H x 26.5 OV W COM: .75 yds. Ship Weight: 42 lbs.	 - WG	800	860	910	955	995	1030	1070	1110	1155	NA			
 TR-20 Seat: 19.5 W x 19.5 D Back: 18.5 W x 18 H Seat Height: 17.5 - 20.5 35 - 38 OV H x 25 OV W COM: .75 yds. Ship Weight: 55 lbs. (x2)	- WG	690	755	800	845	885	920	960	1000	1065	NA			
 TR-15 Seat: 18.25 W x 18.25 D Back: 18.5 W x 18 H Seat Height: 18.5 35 OV H x 23.25 OV W COM: .75 yds. Ship Weight: 70 lbs. (x3)	- WG	715	775	825	870	910	945	985	1025	1090	NA			

Optional / Upgrades


- Poly C-Arm (PCA) - \$180 List
- Stool Kit - \$190 List



-Upgraded Optional Fabric Seat Choices - \$40 List (Add to Quick Ship cost)



-Upgraded Optional Mesh Back Choices - \$75 List



TRENDI 2.0 | Task Seating

Product Features:

- Standard Back/Mesh/Frame Combinations:
- BB** - Black Poly Back/Arms with Black Mesh and Black Fabric Seat with Black Poly Base
- GG** - Grey Poly Back/Arms with Grey Mesh and Grey Fabric Seat with Grey Poly Base
- Upgraded Optional Fabric Seat Choices
- Upgraded Optional Mesh Back Choices
- Advanced Synchro Tilt Mechanism
- 3 Way Adjustable Up/Down with Sliding Pad forward/back, Left or Right
- Seat Slider and Side Tension Adjustment
- 300 lb. Test Rating
- Mechanism functions on page 77




Qualifies for OCI Seating KD Freight Program. Please refer to page 6 for more information.

Orders of six (6) chairs or more combined in one shipment are freight free anywhere in the continuous 48 states in the U.S. Five (5) chairs or less are subject to a \$85 freight surcharge.

For non KD products please refer to page 6 for OCI SEATING Freight Program.




Model	Description	Standard Config.	QUICK SHIP	FABRIC / LEATHER GRADES								L2	
				1 COM	2	3 COL	4	5	6	7	8		
 TR-638-2.0	Seat: 19.5 W x 18.5 D Back: 18.25 W x 22.5 H Seat Height: 18.5 - 21.5 39.5 - 42.75 OV H x 26.5 OV W COM: .75 yds. Ship Weight: 42 lbs.		-BB	750	815	860	900	935	970	1010	1060	1110	NA
			-GG	790	855	900	940	975	1010	1050	1100	1150	NA

Optional / Upgrades


- HF Casters - \$35.00 List
- Poly C-Arm (PCA) - \$180 List



-Upgraded Optional Fabric Seat Choices - \$40 List (Add to Quick Ship cost)



-Upgraded Optional Mesh Back Choices - \$75 List



- Chairs ship KD (1 unit per carton) with Tools Required for Assembly

TRENDI 2.0 | Guest Seating

Product Features:

- Standard Back/Mesh/Frame Combinations:
- BB** - Black Poly Back/Arms with Black Mesh and Black Fabric Seat and Black Metal Frame
- BG** - Black Poly Back/Arms with Grey Mesh and Grey Fabric Seat and Black Metal Frame
- WG** - White Poly Back/Arms with Grey Mesh and Grey Fabric Seat and Silver Metal Frame with chrome polished base
- GG** - Grey Poly Back/Arms with Grey Mesh and Grey Fabric Seat and Silver Metal Frame
- Order must include product model number and standard configuration code
- Upgraded Optional Fabric Seat Choices
- Upgraded Optional Mesh Back Choices
- **Metal frame finish, mesh color, and seat fabric color must be specified if Different from Standard Configuration**







Qualifies for OCI Seating KD Freight Program. Please refer to page 6 for more information.

Orders of six (6) chairs or more combined in one shipment are freight free anywhere in the continuous 48 states in the U.S. Five (5) chairs or less are subject to a \$85 freight surcharge.

For non KD products please refer to page 6 for OCI SEATING Freight Program.



- S** - Silver Metal Frame
- B** - Black Metal Frame
- M** - Mesh Color, See Codes Below (Ex. M1)
- F** - Fabric Color, See Codes Below (Ex. F3)


Model	Description	Standard Config.	QUICK SHIP	FABRIC / LEATHER GRADES									
				1	COM	2	3	COL	4	5	6	7	8
 TR-10 4-Leg with Glides Seat: 18 W x 18 D Back: 18.5 W x 18 H Seat Height: 17 22.25 W x 25 D x 35 H COM: .75 Ship Weight: 30 lbs.		-BB	500	565	610	650	685	720	760	810	860	NA	
		-BG	500	565	610	650	685	720	760	810	860	NA	
		-WG	545	610	655	695	730	765	805	855	905	NA	
		-GG	545	610	655	695	730	765	805	855	905	NA	
 TR-11 4-Leg with Casters Seat: 18 W x 18 D Back: 18.5 W x 18 H Seat Height: 17 22.25 W x 25 D x 35 H COM: .75 yds. Ship Weight: 30 lbs.		-BB	535	600	645	685	720	755	795	845	895	NA	
		-BG	535	600	645	685	720	755	795	845	895	NA	
		-WG	580	645	690	730	765	800	840	890	940	NA	
		-GG	580	645	690	730	765	800	840	890	940	NA	

Optional / Upgrades


-HF Casters - \$35.00 List

-Guest model orders that represent odd number quantities are subject to \$45 list per chair carton break fee.

-Upgraded Optional Fabric Seat Choices - \$40 List **(Add to Quick Ship cost)**



-Upgraded Optional Mesh Back Choices - \$75 List



- Chairs ship KD (2 units per carton) with Tools Required for Assembly

Refer to terms and conditions for general information regarding fabrics, finishes, warranty, freight, complete condition of sales and more.

Effective Date: 3/15/2023 | ociseating.com

TRENDI 2.0 | Management Seating

Product Features:

- Standard Back/Mesh/Frame Combinations:
- BB** - Black Poly Back/Arms with Black Mesh and Black Fabric Seat and Black Metal Frame
- BG** - Black Poly Back/Arms with Grey Mesh and Grey Fabric Seat and Black Metal Frame
- WG** - White Poly Back/Arms with Grey Mesh and Grey Fabric Seat and Silver Metal Frame with chrome polished base
- GG** - Grey Poly Back/Arms with Grey Mesh and Grey Fabric Seat and Silver Metal Frame
- Order must include product model number and standard configuration code
- Upgraded Optional Fabric Seat Choices
- Upgraded Optional Mesh Back Choices
- Metal frame finish, mesh color, and seat fabric color must be specified if Different from Standard Configuration**







Qualifies for OCI Seating KD Freight Program. Please refer to page 6 for more information.

Orders of six (6) chairs or more combined in one shipment are freight free anywhere in the continuous 48 states in the U.S. Five (5) chairs or less are subject to a \$85 freight surcharge.

For non KD products please refer to page 6 for OCI SEATING Freight Program.




- S** - Silver Metal Frame
- B** - Black Metal Frame
- M** - Mesh Color, See Codes Below (Ex. M1)
- F** - Fabric Color, See Codes Below (Ex. F3)

Model	Description	Standard Config.	QUICK SHIP	FABRIC / LEATHER GRADES									
				1 COM	2	3 COL	4	5	6	7	8	L2	
 TR-40	Seat: 18.5 W x 18 Back: 18.5 W x 18 H Seat Height: 16 - 21 25.25 W x 25 D x 35 - 39.5 H COM: .75 yds. Ship Weight: 31 lbs.		-BB	560	625	670	710	745	780	820	870	920	NA
			-BG	560	625	670	710	745	780	820	870	920	NA
			-WG	625	690	735	775	810	845	885	935	985	NA
			-GG	605	670	715	755	790	825	865	915	965	NA
 TR-40-SK	Seat: 18.5 W x 18 D Back: 18.5 W x 18 H Seat Height: 21.5 - 28.75 25.25 W x 25 D x 40.5 - 47.75 H COM: .75 yds. Ship Weight: 34 lbs.		-BB	750	815	860	900	935	970	1010	1060	1110	NA
			-BG	750	815	860	900	935	970	1010	1060	1110	NA
			-WG	815	880	925	965	1000	1035	1075	1125	1175	NA
			-GG	795	860	905	945	980	1015	1055	1105	1155	NA


Optional / Upgrades

- HF Casters - \$35.00 List
- TCB Trendi chrome base - \$145 List

-Upgraded Optional Fabric Seat Choices - \$40 List **(Add to Quick Ship cost)**



-Upgraded Optional Mesh Back Choices - \$75 List



- Chairs ship KD (1 unit per carton) with Tools Required for Assembly

TRENDI 2.0 | Guest Stool Seating



Product Features:

- Standard Back/Mesh/Frame Combinations:
- BB** - Black Poly Back/Arms with Black Mesh and Black Fabric Seat and Black Metal Frame
- BG** - Black Poly Back/Arms with Grey Mesh and Grey Fabric Seat and Black Metal Frame
- WG** - White Poly Back/Arms with Grey Mesh and Grey Fabric Seat and Silver Metal Frame with chrome polished base
- GG** - Grey Poly Back/Arms with Grey Mesh and Grey Fabric Seat and Silver Metal Frame
- Order must include product model number and standard configuration code
- Upgraded Optional Fabric Seat Choices
- Upgraded Optional Mesh Back Choices
- **Metal frame finish, mesh color, and seat fabric color must be specified if Different from Standard Configuration**

For non KD products please refer to page 6 for OCI SEATING Freight Program.




- S** - Silver Metal Frame
- B** - Black Metal Frame
- M** - Mesh Color, See Codes Below (Ex. M1)
- F** - Fabric Color, See Codes Below (Ex. F3)

Model	Description	Standard Config.	FABRIC / LEATHER GRADES									
			QUICK SHIP	1	2	3	4	5	6	7	8	L2
 TR-26 4-Leg 26" Stool with Glides Seat: 18 W x 18 D Back: 18.5 W x 18 H Seat Height: 26 22.25 W x 25 D x 42 H COM: .75 yds. Ship Weight: 28 lbs.	-BB	660	725	770	810	845	880	920	970	1020	NA	
	-BG	660	725	770	810	860	880	920	970	1020	NA	
	-WG	705	770	815	855	890	925	965	1015	1065	NA	
	-GG	705	770	815	855	890	925	965	1015	1065	NA	
 TR-30 4-Leg 30" Stool with Glides Seat: 18.25 W x 18.25 D Back: 18.5 W x 18 H Seat Height: 30 22.25 W x 25 D x 46 H COM: .75 yds. Ship Weight: 29 lbs.	-BB	675	740	785	825	860	895	935	985	1035	NA	
	-BG	675	740	785	825	860	895	935	985	1035	NA	
	-WG	720	785	830	870	905	940	980	1030	1080	NA	
	-GG	720	785	830	870	905	940	980	1030	1080	NA	


Optional / Upgrades

-Stool model orders that represent odd number quantities are subject to \$65 list per chair carton break fee

-Upgraded Optional Fabric Seat Choices - \$40 List (Add to Quick Ship cost)



-Upgraded Optional Mesh Back Choices - \$75 List



BRAVO | Task Seating

Product Features:




- In Stock Black Frame/Black Mesh – Black Frame/Grey Mesh with Matching Seats
- In Stock White Frame/Grey, Blue or Tan Mesh with Matching Seats
- Upgraded Optional Fabric Seat Choices – Black(01) Dove(02) Latte(03) Sky(04)- \$40 List
- Advanced Synchro Tilt Mechanism
- 3 Way Adjustable Up/Down with Sliding Pad forward/back, Left or Right
- Seat Slider and Adjustable Lumbar
- Mechanism functions on page 77
- 300 lb. Test Rating



Qualifies for OCI Seating KD Freight Program. Please refer to page 6 for more information.

Orders of six (6) chairs or more combined in one shipment are freight free anywhere in the continuous 48 states in the U.S. Five (5) chairs or less are subject to a \$85 freight surcharge.



Model	Description	QUICK SHIP	FABRIC / LEATHER GRADES									L2
			1 COM	2	3 COL	4	5	6	7	8		
BR-738-B-B BR-738-B-G 	Black Frame with Black Mesh Back Black Frame with Grey Mesh Back Seat: 18.5 W x 19.5 D Back: 17.5 W x 20 H Seat Height: 17.5 - 20.5 35.5 - 38.5 OV H x 26.5 OV W COM: .75 yds. Ship Weight: 44 lbs.		700	750	810	855	895	930	970	1010	1075	NA
	BR-738-W-G White Frame with Grey Mesh Back Seat: 18.5 W x 19.5 D Back: 17.5 W x 20 H Seat Height: 17.5 - 20.5 35.5 - 38.5 OV H x 26.5 OV W COM: .75 yds. Ship Weight: 44 lbs.			775	835	885	930	970	1005	1045	1085	1150

Optional / Upgrades:

- Upgraded Optional Fabric Seat Choices - \$40 List
(Add to Quick Ship cost)
- Poly Loop Arm, Black or White (PLB), (PLW)
- NC
- Bravo Chrome Base (CBR) - \$145 List
- Stool Kit - \$190 List



CONNECT Full Size | Task Seating

Product Features:

- Standard seat wrapped with 1/2" memory foam
- Ratchet back height adjustment (N/A on basic)
- Multiple arm options available
- Standard black poly base
- Mechanism functions on page 77
- 300 lb. Test Rating



Qualifies for OCI Seating KD Freight Program. Please refer to page 6 for more information.

Orders fewer than five (5) chairs are subject to a \$85 freight surcharge.
















Orders of six (6) or more combined in one shipment are freight free anywhere in the continuous 48 states in the U.S.



Chairs priced below are without Arms.

Model	Description		FABRIC / LEATHER GRADES								
			1 COM	2	3 COL	4	5	6	7	8	L2
C-220	Basic Task Pneumatic Seat Height Seat: 21 W x 19 D Back: 20 W x 22 H Seat Height: 18 - 22 43 OV H x 29 OV W COM: 1.75 yds. Ship Weight: 36 lbs.		565	625	690	750	785	825	875	925	NA
C-227	Swivel Tilt Pneumatic Seat Height Seat: 21 W x 19 D Back: 20 W x 22 H Seat Height: 18 - 22 43 OV H x 29 OV W COM: 1.75 yds. Ship Weight: 39 lbs.		625	685	750	810	845	885	935	985	NA
C-222	Posture Tilt Independent Back Adjustment Seat: 21 W x 19 D Back: 20 W x 22 H Seat Height: 18 - 22 43 OV H x 29 OV W COM: 1.75 yds. Ship Weight: 40 lbs.		685	745	810	870	905	945	995	1045	NA
C-224	Multifunction Tilt Lock/Forward Seat Tilt Seat: 21 W x 19 D Back: 20 W x 22 H Seat Height: 18.5 - 22.5 44 OV H x 29 OV W COM: 1.75 yds. Ship Weight: 46 lbs.		805	865	930	990	1025	1065	1115	1165	NA

OPTIONAL UPGRADES

ARM FUNCTION	ARM PAD	BASE	CASTERS (SET)	EXTRAS
-A \$150  Adjustable Height Adjustable Width Komfort Pad Included	-B \$0  Bullet Design	-T (included)  Black Thunder OB Casters	-SA \$25  Silver Accent	-MW \$100 1/2" Additional Memory Seat Wrap  -SS \$110 Seat Slider <i>Not Available on Basic Mechanism</i>
-PCA \$180  Poly C-Arm	-K \$0  Komfort Waterfall	-CT \$145  Chrome Thunder OB Casters	-OB \$25  Oversize Black	-CM \$30 Cylinder Minus Decrease 2" Height -BB \$35 Ballistic Nylon <i>Outer Back Only</i>
-AO \$180  Adjustable Height Angled Design Brushed Accent Bullet Pad Included		-BA \$145  Brushed Aluminum OB Casters	-OC \$125  Oversize Chrome	-SF \$60 1" Seat Foam Add
-AI \$180  Adjustable Height Adjustable Width Bullet Pad Included			-HF \$35  Hard Floor	
			-GL \$35  Bell Glides	

CONNECT Highback | Task Seating

Product Features:

- Standard seat wrapped with 1/2" memory foam
- Ratchet back height adjustment (N/A on basic)
- Multiple arm options available
- Standard black poly base
- Mechanism functions on page 77
- 300 lb. Test Rating



Qualifies for OCI Seating KD Freight Program. Please refer to page 6 for more information.

Orders fewer than five (5) chairs are subject to a \$85 freight surcharge.

















Orders of six (6) or more combined in one shipment are freight free anywhere in the continuous 48 states in the U.S.



Chairs priced below are without Arms.

Model	Description	FABRIC / LEATHER GRADES									
		1 COM	2	3 COL	4	5	6	7	8	L2	
C-237	Swivel Tilt Pneumatic Seat Height Seat: 22 W x 20 D Back: 20 W x 26 H Seat Height: 18 - 22 48 OV H x 29 OV W COM: 2 yds. Ship Weight: 42 lbs.		705	780	890	1000	1105	1200	1265	1360	NA
C-234	Multifunction Tilt Lock/Forward Seat Tilt Seat: 22 W x 20 D Back: 20 W x 26 H Seat Height: 18.5 - 22.5 48.5 OV H x 29 OV W COM: 2 yds. Ship Weight: 49 lbs.		840	915	1025	1135	1240	1335	1400	1495	NA

OPTIONAL UPGRADES

ARM FUNCTION	ARM PAD	BASE	CASTERS (SET)	EXTRAS
-A \$150  Adjustable Height Adjustable Width Komfort Pad Included	-B \$0  Bullet Design	-T (included)  Black Thunder OB Casters	-SA \$25  Silver Accent	-MW \$100 1/2" Additional Memory Seat Wrap -SS \$110 Seat Slider <i>Not Available on Basic Mechanism</i> 
-PCA \$180  Poly C-Arm	-K \$0  Komfort Waterfall	-CT \$145  Chrome Thunder OB Casters	-OB \$25  Oversize Black	-CM \$30 Cylinder Minus Decrease 2" Height -BB \$35 Ballistic Nylon Outer Back Only -SF \$60 1" Seat Foam Add
-AO \$180  Adjustable Height Angled Design Brushed Accent Bullet Pad Included	-W \$40  Waterfall Diamond Design	-BA \$145  Brushed Aluminum OB Casters	-OC \$125  Oversize Chrome	
-AI \$180  Adjustable Height Adjustable Width Bullet Pad Included			-HF \$35  Hard Floor	
			-GL \$35  Bell Glides	

CONNECT Multi-Shift | Task Seating

Product Features:

- Standard seat wrapped with 1/2" memory foam
- Ratchet back height adjustment
- Multiple arm options available
- Heavy duty black spyder base
- Multifunction Mechanism
- Mechanism functions on page 77
- 300 lb. Test Rating



Qualifies for OCI Seating KD Freight Program. Please refer to page 6 for more information.

Orders fewer than five (5) chairs are subject to a \$85 freight surcharge.





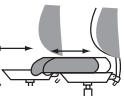











Orders of six (6) or more combined in one shipment are freight free anywhere in the continuous 48 states in the U.S.



Chairs priced below are without Arms.

Model	Description	KD	FABRIC / LEATHER GRADES								L2
			1 COM	2	3 COL	4	5	6	7	8	
C-224-MS	Full Size Tilt Lock/Forward Seat Tilt Seat: 21 W x 19 D Back: 20 W x 22 H Seat Height: 18.5 - 22.5 44 OV H x 29 OV W COM: 1.75 yds. Ship Weight: 50 lbs.		1005	1080	1185	1260	1360	1460	1505	1605	NA
C-234-MS	Highback Tilt Lock/Forward Seat Tilt Seat: 22 W x 20 D Back: 20 W x 26 H Seat Height: 18.5 - 22.5 48 OV H x 29 OV W COM: 2 yds. Ship Weight: 53 lbs.		1080	1155	1260	1335	1435	1535	1580	1680	NA

OPTIONAL UPGRADES

ARM FUNCTION	ARM PAD	BASE	CASTERS (SET)	EXTRAS
-A \$150  Adjustable Height Adjustable Width Komfort Pad Included	-B \$0  Bullet Design	-T (included)  Black Thunder OB Casters	-SA \$25  Silver Accent	-MW \$100 1/2" Additional Memory Seat Wrap  -SS \$110 Seat Slider <i>Not Available on Basic Mechanism</i>
-PCA \$180  Poly C-Arm	-K \$0  Komfort Waterfall	-CT \$145  Chrome Thunder OB Casters	-OB \$25  Oversize Black	-CM \$30 Cylinder Minus Decrease 2" Height -BB \$35 Ballistic Nylon Outer Back Only
-AO \$180  Adjustable Height Angled Design Brushed Accent Bullet Pad Included	-W \$40  Waterfall Diamond Design	-BA \$145  Brushed Aluminum OB Casters	-OC \$125  Oversize Chrome	-SF \$60 1" Seat Foam Add
-AI \$180  Adjustable Height Adjustable Width Bullet Pad Included			-HF \$35  Hard Floor	
			-GL \$35  Bell Glides	

CONNECT Stools | Task Seating

Product Features:

- Standard seat wrapped with 1/2" memory foam
- Ratchet back height adjustment
- Multiple arm options available
- Standard black poly base
- 8" cylinder standard
- Optional 10" cylinder (SCP) for 25" - 35.5" seat height
- Mechanism functions on page 77
- 300 lb. Test Rating





Qualifies for OCI Seating KD Freight Program. Please refer to page 6 for more information.

Orders fewer than five (5) chairs are subject to a \$85 freight surcharge.
















Orders of six (6) or more combined in one shipment are freight free anywhere in the continuous 48 states in the U.S.



Chairs priced below are without Arms.

Model	Description	FABRIC / LEATHER GRADES									
		1 COM	2	3 COL	4	5	6	7	8	L2	
C-220-SK 	Basic Pneumatic Seat Height Seat: 21 W x 19 D Back: 20 W x 22 H Seat Height: 24 - 32 Variable OV H x 29 OV W COM: 1.5 yds. Ship Weight: 42 lbs.		755	815	880	940	975	1015	1065	1115	NA

OPTIONAL UPGRADES

ARM FUNCTION	ARM PAD	BASE	CASTERS (SET)	EXTRAS
<p>-A \$150</p>  <p>Adjustable Height Adjustable Width Komfort Pad Included</p>	<p>-B \$0</p>  <p>Bullet Design</p>	<p>-T (included)</p>  <p>Black Thunder OB Casters</p>	<p>-SA \$25</p>  <p>Silver Accent</p>	<p>-MW \$100 1/2" Additional Memory Seat Wrap</p> <p>-BB \$35 Ballistic Nylon <i>Outer Back Only</i></p>
<p>-PCA \$180</p>  <p>Poly C-Arm</p>	<p>-K \$0</p>  <p>Komfort Waterfall</p>	<p>-CT \$145</p>  <p>Chrome Thunder OB Casters</p>	<p>-OB \$25</p>  <p>Oversize Black</p>	<p>-SF \$60 1" Seat Foam Add</p>
<p>-AO \$180</p>  <p>Adjustable Height Angled Design Brushed Accent Bullet Pad Included</p>	<p>-W \$40</p>  <p>Waterfall Diamond Design</p>	<p>-BA \$145</p>  <p>Brushed Aluminum OB Casters</p>	<p>-OC \$125</p>  <p>Oversize Chrome</p>	
<p>-AI \$180</p>  <p>Adjustable Height Adjustable Width Bullet Pad Included</p>			<p>-HF \$35</p>  <p>Hard Floor</p>	
			<p>-GL \$35</p>  <p>Bell Glides</p>	







CONNECT Guest Seating | Black or Silver Frame

Product Features:

- Black frame with black arms standard
- Silver frame optional - add SLV after model - for example: C-14-SLV (no charge)
- Stacks 4 high
- 300 lb. Test Rating



Refer to page 6 for OCI SEATING Freight Program.

Model	Description	FABRIC / LEATHER GRADES								
		1 COM	2	3 COL	4	5	6	7	8	L2
C-14-NA 	Armless Leg Chair Seat: 20 W x 19 D Back: 19 W x 16 H Seat Height: 18.5 33.25 OV H x 22 OV W COM: 1.5 yds. Ship Weight: 26 lbs.	525	585	650	710	745	785	835	885	NA
C-14-NA-C 	Armless Leg Chair with Casters Seat: 20 W x 19 D Back: 19 W x 16 H Seat Height: 18.5 33.25 OV H x 22 OV W COM: 1.5 yds. Ship Weight: 26 lbs.	560	620	685	745	780	820	870	920	NA
C-14 	4 Leg Guest Seat: 20 W x 19 D Back: 19 W x 16 H Seat Height: 18.5 33.25 OV H x 25 OV W COM: 1.5 yds. Ship Weight: 26 lbs.	580	640	705	765	800	840	890	940	NA
C-14-C 	4 Leg Guest with Casters Seat: 20 W x 19 D Back: 19 W x 16 H Seat Height: 18.5 33.25 OV H x 25 OV W COM: 1.5 yds. Ship Weight: 26 lbs.	610	670	735	795	830	870	920	970	NA
C-14-NA Stool 	No Arms Seat: 20 W x 19 D Back: 19 W x 16 H Seat Height: 27.5 42.75 OV H x 22 OV W COM: 1.5 yds. Ship Weight: 26 lbs.	735	795	860	920	955	995	1045	1095	NA
C-14 Stool 	Stool Seat: 20 W x 19 D Back: 19 W x 16 H Seat Height: 27.5 42.75 OV H x 22 OV W COM: 1.5 yds. Ship Weight: 26 lbs.	765	825	890	950	985	1025	1075	1125	NA

Refer to terms and conditions for general information regarding fabrics, finishes, warranty, freight, complete condition of sales and more.

Effective Date: 3/15/2023 | ociseating.com

CONNECT | Bariatric Seating

Product Features:

- Black frame with black arms standard
- Silver frame optional - add SLV after model - for example: C-14-SLV (no charge)
- Stacks 4 high
- 500 lb. Test Rating



Refer to page 6 for OCI SEATING Freight Program.

Model	Description	FABRIC / LEATHER GRADES								
		1 COM	2	3 COL	4	5	6	7	8	L2
C-14-500	4 Leg Guest Rated to 500 lbs. Seat: 25 W x 18.5 D Back: 24 W x 16.5 H Seat Height: 19 Fixed 33.25 OV H x 30 OV W COM: 1.5 yds. Ship Weight: 30 lbs.	1130	1240	1320	1405	1505	1585	1680	1780	NA

Optional / Upgrades:

- CRT Cart, Stacks 6 high - \$300 List
- SG Ganging Bracket - \$25 per set of 2

IMAGE Midback Swivel Tilt | Task/Conference Seating

Product Features:

- Standard seat with high density foam
- Multiple arm options available
- 4 base styles to choose from
- Mechanism functions on page 77
- 300 lb. Test Rating



Qualifies for OCI Seating KD Freight Program. Please refer to page 6 for more information.

















Orders fewer than five (5) chairs are subject to a \$85 freight surcharge.

Orders of six (6) or more combined in one shipment are freight free anywhere in the continuous 48 states in the U.S.



Model	Description	KD	FABRIC / LEATHER GRADES								
			1 COM	2	3 COL	4	5	6	7	8	L2
I-27-T-OB	Armless Seat: 19 W x 19 D Back: 19 W x 23 H Seat Height: 17 - 20 41 OV H x 27 OV W COM: 1.75 yds. Ship Weight: 38 lbs.		680	755	860	935	1035	1115	1180	1280	1430
I-27-AI-B-T-OB	Adjustable Height and Width Arms Seat: 19 W x 19 D Back: 19 W x 23 H Seat Height: 17 - 20 41 OV H x 27 OV W COM: 1.75 yds. Ship Weight: 45 lbs.		860	935	1040	1115	1215	1295	1360	1460	1610
I-27-CP-T-OB	Poly C Arm Seat: 19 W x 19 1/4 D Back: 19 W x 23 H Seat Height: 17 - 20 41 OV H x 27 OV W COM: 1.75 yds. Ship Weight: 45 lbs.		840	915	1020	1095	1195	1275	1340	1440	1590

OPTIONAL UPGRADES

ARM FUNCTION	ARM PAD	BASE	CASTERS (SET)	EXTRAS
-A \$150  Adjustable Height Adjustable Width Komfort Pad Included	-B \$0  Bullet Design	-T (included)  Black Thunder OB Casters	-SA \$25  Silver Accent	-MW \$100 1/2" Additional Memory Seat Wrap  -SS \$110 Seat Slider <i>Not Available on Basic Mechanism</i>
-PCA \$180  Poly C-Arm	-K \$0  Komfort Waterfall	-CT \$145  Chrome Thunder OB Casters	-OB (included)  Oversize Black	-CM \$30 Cylinder Minus Decrease 2" Height -BB \$35 Ballistic Nylon <i>Outer Back Only</i>
-AO \$180  Adjustable Height Angled Design Brushed Accent Bullet Pad Included	-W \$40  Waterfall Diamond Design	-BA \$145  Brushed Aluminum OB Casters	-OC \$125  Oversize Chrome	-SF \$60 1" Seat Foam Add
-AI \$180  Adjustable Height Adjustable Width Bullet Pad Included			-HF \$35  Hard Floor	
			-GL \$35  Bell Glides	

MECHANISMS

-ST \$165



Synchro Tilting
Seat / Back

IMAGE Highback Swivel Tilt | Task/Conference Seating

Product Features:

- Standard seat with high density foam
- Multiple arm options available
- 4 base styles to choose from
- Mechanism functions on page 77
- 300 lb. Test Rating



Qualifies for OCI Seating KD Freight Program. Please refer to page 6 for more information.

















Orders fewer than five (5) chairs are subject to a \$85 freight surcharge.

Orders of six (6) or more combined in one shipment are freight free anywhere in the continuous 48 states in the U.S.



Model	Description		FABRIC / LEATHER GRADES								
			1 COM	2	3 COL	4	5	6	7	8	L2
I-37-T-OB	Armless Seat: 19 W x 19 D Back: 19 W x 26 H Seat Height: 17 - 20 44 OV H x 27 OV W COM: 2 yds. Ship Weight: 42 lbs.		755	865	945	1030	1130	1205	1305	1405	1605
I-37-AI-B-T-OB	Adjustable Height and Width Arms Seat: 19 W x 19 D Back: 19 W x 26 H Seat Height: 17 - 20 44 OV H x 27 OV W COM: 2 yds. Ship Weight: 49 lbs.		935	1045	1125	1210	1310	1385	1485	1585	1785
I-37-CP-T-OB	Poly C Arm Seat: 19 W x 19 1/4 D Back: 19 W x 26 H Seat Height: 17 - 20 44 OV H x 27 OV W COM: 2 yds. Ship Weight: 49 lbs.		915	1025	1105	1210	1295	1365	1465	1565	1765

OPTIONAL UPGRADES

ARM FUNCTION	ARM PAD	BASE	CASTERS (SET)	EXTRAS
-A \$150  Adjustable Height Adjustable Width Komfort Pad Included	-B \$0  Bullet Design	-T (included)  Black Thunder OB Casters	-SA \$25  Silver Accent	-MW \$100 1/2" Additional Memory Seat Wrap  -SS \$110 Seat Slider <i>Not Available on Basic Mechanism</i>
-PCA \$180  Poly C-Arm	-K \$0  Komfort Waterfall	-CT \$145  Chrome Thunder OB Casters	-OB (included)  Oversize Black	-CM \$30 Cylinder Minus Decrease 2" Height -BB \$35 Ballistic Nylon <i>Outer Back Only</i>
-AO \$180  Adjustable Height Angled Design Brushed Accent Bullet Pad Included	-W \$40  Waterfall Diamond Design	-BA \$145  Brushed Aluminum OB Casters	-OC \$125  Oversize Chrome	-SF \$60 1" Seat Foam Add
-AI \$180  Adjustable Height Adjustable Width Bullet Pad Included			-HF \$35  Hard Floor	
			-GL \$35  Bell Glides	

MECHANISMS

-ST \$165



Synchro Tilting
Seat / Back

IMAGE Guest Seating | Black or Silver Frame

Product Features:

- Black frame with black arms standard
- Silver frame optional - add SLV after model - for example: C-14-SLV (no charge)
- Stacks 4 high
- 300 lb. Test Rating



Refer to page 6 for OCI SEATING Freight Program.

Model	Description	FABRIC / LEATHER GRADES								
		1 COM	2	3 COL	4	5	6	7	8	L2
I-18-NA	Armless Stackable 4 High Seat: 19 W x 17 D Back: 19 W x 17 H Seat Height: 18 Fixed 34.5 OV H x 22 OV W COM: 1.5 yds. Ship Weight: 33 lbs.	705	765	830	890	925	965	1025	1065	NA
I-18	Black Poly Arm Standard Stackable 4 High Seat: 19 W x 17 D Back: 19 W x 17 H Seat Height: 18 Fixed 34.5 OV H x 25 OV W COM: 2 yds. Ship Weight: 35 lbs.	745	805	870	930	965	1005	1065	1105	NA






ANYWHERE FABRIC | Guest Seating

Product Features:

- Fabric Seat / Back
- Black or Silver Frame
- Black or Silver Arms
- Wall Saver Legs
- With or Without Arms or Casters
- Stacks 5 High
- 300 lb. Test Rating



Refer to page 6 for OCI SEATING Freight Program.

Model	Description	FABRIC / LEATHER GRADES								L2
		1 COM	2	3 COL	4	5	6	7	8	
 A-14-NA Armless Four Leg Guest Seat: 22 W x 18.25 D Back: 18.25 W x 16.75 H Seat Height: 19 33.25 OV H x 22 OV W COM: 1.25 yds. Ship Weight: 22 lbs.	545	595	660	700	730	780	815	885	NA	
 A-14-NA-C Armless Four Leg Guest with Casters Seat: 22 W x 18.25 D Back: 18.25 W x 16.75 H Seat Height: 19 33.25 OV H x 22 OV W COM: 1.25 yds. Ship Weight: 23 lbs.	575	625	690	730	760	810	845	915	NA	
 A-14 Four Leg Guest Seat: 22 W x 18.25 D Back: 18.25 W x 16.75 H Seat Height: 19 33.25 OV H x 25 OV W COM: 1.25 yds. Ship Weight: 23 lbs.	595	645	710	750	780	830	865	935	NA	
 A-14-C Four Leg Guest with Casters Seat: 22 W x 18.25 D Back: 18.25 W x 16.75 H Seat Height: 19 33.25 OV H x 25 OV W COM: 1.25 yds. Ship Weight: 24 lbs.	625	675	740	780	810	860	895	965	NA	
 A-14-500 Bariatric Guest Seat: 28.5 W x 19 D Back: 28.5 W x 16.75 H Seat Height: 19.75 34.25 OV H x 34 OV W COM: 2 yds. Ship Weight: 42 lbs.	1170	1280	1360	1445	1545	1620	1720	1820	NA	





ANYWHERE Poly Back | Guest Seating

Product Features:

- Black Poly Back Standard / Fabric Seat
- Black or Silver Frame
- Black or Silver Arms
- Wall Saver Legs
- With or Without Arms or Casters
- Stacks 6 High
- 300 lb. Test Rating



Refer to page 6 for OCI SEATING Freight Program.

Model	Description	FABRIC / LEATHER GRADES								
		1 COM	2	3 COL	4	5	6	7	8	L2
A-14-NA-PB 	Armless Four Leg Guest Seat: 20 W x 19.5 D Back: 18.25 W x 17 H Seat Height: 19 33.25 OV H x 25 OV W COM: .75 yds. Ship Weight: 21 lbs.	525	575	620	660	695	735	775	840	NA
A-14-NA-PB-C 	Armless Four Leg Guest with Casters Seat: 20 W x 19.5 D Back: 18.25 W x 17 H Seat Height: 19 33.25 OV H x 25 OV W COM: .75 yds. Ship Weight: 22 lbs.	560	610	655	695	730	770	810	875	NA
A-14-PB 	Four Leg Guest Seat: 20 W x 19.5 D Back: 18.25 W x 17 H Seat Height: 19 33.25 OV H x 25 OV W COM: .75 yds. Ship Weight: 22 lbs.	580	630	675	715	750	790	830	895	NA
A-14-PB-C 	Four Leg Guest with Casters Seat: 20 W x 19.5 D Back: 18.25 W x 17 H Seat Height: 19 33.25 OV H x 25 OV W COM: .75 yds. Ship Weight: 23 lbs.	610	660	705	745	780	920	860	925	NA

G2 | Guest Seating | Designed by Francisco Romero



Product Features:

- Fully Upholstered Guest, Bariatric, 26" and 30" Café Stool Models
- Available with Arms or Armless
- Round Tubular Steel Frame
- Guest chair offered in two standard frame finish options:
Metallic Silver and Black
- Bariatric model offered in Metallic Silver and Black
- Silver and Black Arm Finishes
- Available with Glides or Casters
- Wall-Saver Leg Design
- Stacks up to 5-high on Dolly or 4-high From the Floor
- 300 lb. Weight Capacity
- Bariatric model 500 lb. Weight Capacity
- Accompanying Counter and Bar Height Stools also Available
- Starting COM List Price = \$565

Optional / Upgrades

-G2SC	Stacking Cart	\$450 List
-FO	1" Additional Foam	\$65 List
-GC	Ganging Connector	\$45 List
-HFC	Hard Floor Casters	\$30 List
-VCT	VCT Tile Glides	\$30 List
-MB	Moisture Barrier	\$65 List

- When combining different grade fabric, use the higher grade.
- When combining fabric of the same grade, Two Tone \$75 List.

Refer to page 6 for OCI SEATING Freight Program.





G2 | Guest Seating

Ordering Requirements:

- Model Number
- Upholstery Selections



Refer to page 6 for OCI SEATING Freight Program.

Model	Description	FABRIC GRADES							
		1 COM	2	3 COL	4	5	6	7	8
2610 	Guest Chair, Glide, Armless Fully Upholstered 21 W x 23.5 D x 31 H Seat: 18.5 W x 18.5 D Back: 17.25 W x 13.5 H Seat Height: 17.75 COM: 1.25 yds. Ship Weight: 20 lbs	565	615	680	720	750	800	835	905
2615 	Guest Chair, Glide, Arm Fully Upholstered 23.5 W x 23.5 D x 31 H Seat: 18.5 W x 18.5 D Back: 17.25 W x 13.5 H Seat Height: 17.75 Arm Height from Seat: 26 COM: 1.25 yds. Ship Weight: 22 lbs	615	665	730	770	800	850	885	955
2620 	Guest Chair, Caster, Armless Fully Upholstered 21 W x 23.5 D x 31 H Seat: 18.5 W x 18.5 D Back: 17.25 W x 13.5 H Seat Height: 17.75 COM: 1.25 yds. Ship Weight: 20 lbs	595	645	710	750	780	830	865	935
2625 	Guest Chair, Caster, Arm Fully Upholstered 23.5 W x 23.5 D x 31 H Seat: 18.5 W x 18.5 D Back: 17.25 W x 13.5 H Seat Height: 17.75 Arm Height from Seat: 26 COM: 1.25 yds. Ship Weight: 22 lbs	650	700	765	805	835	885	920	990






G2 | Guest Seating

Ordering Requirements:

- Model Number
- Upholstery Selections



Refer to page 6 for OCI SEATING Freight Program.

Model	Description	FABRIC GRADES							
		1 COM	2	3 COL	4	5	6	7	8
2630	Stool Chair 30", Glide, Armless Fully Upholstered 21.5 W x 24.5 D x 41 H Seat: 18.5 W x 18.5 D Back: 17.25 W x 13.5 H Seat Height: 30 COM: 1.25 yds. Ship Weight: 26 lbs	735	785	850	890	920	970	1005	1075
									
2635	Stool Chair 30", Glide, Arm Fully Upholstered 23.5 W x 24.5 D x 41 H Seat: 18.5 W x 18.5 D Back: 17.25 W x 13.5 H Seat Height: 26 Arm Height from Seat: 26 COM: 1.25 yds. Ship Weight: 28 lbs	790	840	905	945	975	1025	1060	1130
									
2640	Stool Chair 26", Glide, Armless Fully Upholstered 21.5 W x 24.5 D x 37 H Seat: 18.5 W x 18.5 D Back: 17.25 W x 13.5 H Seat Height: 26 COM: 1.25 yds. Ship Weight: 25 lbs	735	785	850	890	920	970	1005	1075
									
2645	Stool Chair 26", Glide, Arm Fully Upholstered 23.5 W x 24.5 D x 37 H Seat: 18.5 W x 18.5 D Back: 17.25 W x 13.5 H Seat Height: 18.5 Arm Height from Seat: 26 COM: 1.25 yds. Ship Weight: 27 lbs	790	840	905	945	975	1025	1060	1130
									
2655	Bariatric Chair, Glide, Arm Fully Upholstered 34.5 W x 24.5 D x 32 H Seat: 30 W x 19 D Back: 29 W x 14.5 H Seat Height: 18 Arm Height from Seat: 26 COM: 2.5 yds. Ship Weight: 50 lbs	1170	1305	1385	1485	1550	1610	1695	1795
									

Refer to terms and conditions for general information regarding fabrics, finishes, warranty, freight, complete condition of sales and more.

Effective Date: 3/15/2023 | ociseating.com

FINESSE Midback Knee Tilt | Conference Seating

Product Features:

- Deluxe knee tilt control
- Multiple arm options available
- High density foam creates comfort and support all day
- Mechanism functions on page 77
- 300 lb. Test Rating



Refer to page 6 for OCI SEATING Freight Program.

Model	Description	FABRIC / LEATHER GRADES								
		1 COM	2	3 COL	4	5	6	7	8	L2
F-35	Black Metal Arm with PVC Pads Seat: 20.5 W x 18 D Back: 20.5 W x 20.5 H Seat Height: 17.5 - 21.5 41.5 OV H x 25 OV W COM: 2.5 yds. Ship Weight: 55 lbs.	1050	1185	1265	1365	1430	1490	1575	1675	1950
F-25	Cantilever Base Guest Chair Seat: 20.5 W x 18 D Back: 20.5 W x 22 H Seat Height: 18 38 OV H x 25 OV W COM: 2.5 yds. Ship Weight: 55 lbs.	1000	1135	1215	1315	1380	1440	1525	1625	1900

Optional / Upgrades

-Chrome Thunder Base / OB Casters (CT) - \$145 List



-Brushed Aluminum Base / OB Casters (BA) - \$145 List



FINESSE Highback Knee Tilt | Conference Seating

Product Features:

- Deluxe knee tilt control
- Multiple arm options available
- High density foam creates comfort and support all day
- Mechanism functions on page 77
- 300 lb. Test Rating



Refer to page 6 for OCI SEATING Freight Program.

Model	Description	FABRIC / LEATHER GRADES								
		1 COM	2	3 COL	4	5	6	7	8	L2
F-45	Black Metal Arm with PVC Pads Seat: 20.5 W x 18 D Back: 20.5 W x 27 H Seat Height: 17.5 - 21.5 47 OV H x 25 OV W COM:3 yds. Ship Weight: 60 lbs.	1150	1310	1370	1470	1545	1615	1690	1800	2250
F-25	Cantilever Base Guest Chair Seat: 20.5 W x 18 D Back: 20.5 W x 22 H Seat Height: 18 38 OV H x 25 OV W COM: 2.5 yds. Ship Weight: 55 lbs.	1000	1135	1215	1315	1380	1440	1525	1625	1900

Optional / Upgrades

-Chrome Thunder Base / OB Casters (CT) - \$145 List



-Brushed Aluminum Base / OB Casters (BA) - \$145 List



FORUM | Exec & Conference Seating | Designed by David Dahl



Product Features:

- Signature Arm Available with Black Urethane Arm Cap
- Two Arm Finish Options: Chrome, Black
- Synchro-Tilt Mechanism
- Fixed Back Height
- Standard Dual Wheel Casters
- Mechanism functions on page 77
- 300 lb. Test Rating

Standard Configuration Options:

- BB** - Black Satin Arm with Black Poly Base
- BP** - Black Satin Arm with Polished Aluminum Base
- CP** - Chrome Arm with Polished Aluminum Base



Model	Description	Standard Config.	FABRIC / LEATHER GRADES									
			1 COM	2	3 COL	4	5	6	7	8	L2	
	Midback, Synchro-Tilt Urethane Arm Cap Seat: 19.5 W x 19 D Arm Height: 25.5-29.5 Seat Height: 17 - 21 25 W x 25.5 D x 37-41 H COM: 2.0 yds. Ship Weight: 51 lbs.	-BB	1125	1235	1305	1395	1455	1510	1585	1675	2010	
		-BP	1150	1260	1330	1420	1480	1535	1610	1700	2035	
		-CP	1150	1260	1330	1420	1480	1535	1610	1700	2035	
	Highback, Synchro-Tilt Urethane Arm Cap Seat: 19.5 W x 19 D Arm Height: 25.5-29.5 Seat Height: 17 - 21 25 W x 25.5 D x 42-46 H COM: 2.25 yds. Ship Weight: 55 lbs.	-BB	1170	1305	1385	1485	1550	1610	1695	1795	2170	
		-BP	1195	1330	1410	1510	1575	1635	1720	1820	2195	
		-CP	1195	1330	1410	1510	1575	1635	1720	1820	2195	

Optional / Upgrades:

- HF Casters - \$35.00 List
- SF 1" Additional Seat Foam - \$100 List

Evolve | Executive & Conference Seating

Product Features:

- In-stock 48 hour Quick Ship
- Chrome frame with black, white or grey synthetic leather cover
- Chrome arms with removable arm covers
- Chrome 5-leg base standard
- Pneumatic knee-tilt mechanism with lock in upright position only
- Mechanism functions on page 77
- Ships KD with assembly required



Qualifies for OCI Seating KD Freight Program.

Please refer to page 6 for more information.

Orders fewer than five (5) chairs are subject to a \$85 freight surcharge.




















Orders of six (6) or more combined in one shipment are freight free anywhere in the continuous 48 states in the U.S.

For non KD products please refer to page 6 for OCI SEATING Freight Program.



Model	Description		QUICK SHIP
EV-45	Highback Knee Tilt Seat: 19 W x 17.5 D Back: 18.5 W x 26 H Seat Height: 18 - 21.5 43 - 46 OV H x 22 OV W COM: NA. Ship Weight: 50 lbs.		895
EV-35	Midback Knee Tilt Seat: 19 W x 17.5 D Back: 18.5 W x 19 H Seat Height: 18 - 21.5 36 - 39 OV H x 22 OV W COM: NA. Ship Weight: 48 lbs.		870
EV-25	Guest Chair Cantilever Base Seat: 19 W x 17.5 D Back: 18.5 W x 19 H Seat Height: 18.5 36 OV H x 22 OV W COM: NA. Ship Weight: 40 lbs.		790

REPLACEMENT PARTS

ARMS (PAIR)	ARM PADS (PAIR)	BASE	CASTERS (EACH)	UPGRADES
-A \$175  Adjustable Height Adjustable Width Comfort Pad Included	-B \$50  Bullet Design	-S \$100  Black Spyder SB Casters	-SB \$20  Standard Black	-SS \$125  Seat Slider Not Available on Basic Mechanism
-PCA \$180  Poly C-Arm	-K \$50  Komfort Waterfall	-T \$100  Black Thunder OB Casters	-SA \$20  Silver Accent	-RC \$75 Replacement Pneumatic Cylinder (Task)
-AO \$195  Adjustable Height Angled Design Brushed Accent Bullet Pad Included	-W \$50  Waterfall Diamond Design	-CT \$200  Chrome Thunder OB Casters	-OB \$25  Oversize Black	-RCS \$125 Replacement Pneumatic Cylinder (Stool)
-AI \$195  Adjustable Height Adjustable Width Bullet Pad Included		-BA \$200  Brushed Aluminum OB Casters	-OC \$25  Oversize Chrome	
			-SL \$35  Self Locking	
			-HF \$35  Hard Floor	
			-GL \$25  Bell Glides	

Above costs are all List Price.
 Shipping and handling charges will apply on all parts orders.

Fabric/Vinyl/Faux Leather/Genuine Leather

Grade 1 Fabric, Vinyl	\$66/Yard List
Grade 2 Fabric, Vinyl or Faux Leather	\$88/Yard List
Grade 3 Fabric, Vinyl or Faux Leather	\$115/Yard List
Grade 4 Fabric, Vinyl or Faux Leather	\$170/Yard List
Grade 5 Fabric, Vinyl or Faux Leather	\$205/Yard List
Grade 6 Fabric, Vinyl or Faux Leather	\$245/Yard List
Grade 7 Fabric, Vinyl or Faux Leather	\$270/Yard List
Grade 8 Fabric, Vinyl or Faux Leather	\$300/Yard List

Cartons

Task/Ergo Seating (Assembled)	\$25 Net
Wood Reception/Management	\$25 Net
Club Chair	\$30 Net
Love Seat	\$60 Net
Sofa	\$70 Net
Reception Tables and Benches	\$25 Net

Other Options

Chrome, Brushed Silver, Satin Nickel or Black Legs (Soft Seating). (Set of 4)	\$170 List
Wood Legs (Soft Seating). (Set of 4)	\$200 List
Casters (Soft Seating). (Set of 2)	\$50 List

Shipping and handling charges will apply on all parts orders.



OCi
SEATING

2023 Price Guide

