



2021 price guide

Effective March 15, 2021

Please add 5% Price Surcharge to all List Prices



GSA

SITWELLNEXT

2020 GIZA
TECHNOLOGIES | STUDIO

OCI SITWELL | Table of Contents

Seating by Category	2	C.O.M. Information	8
About Us	3	Fabric Program	9-11
Sustainability	4	(CF Stinson, Mayer, Momentum)	
Terms and Conditions	5	Chair Mechanisms and Controls	51
Freight Program	6	Replacement Parts, Sitwell Next	84
Warranty	7	Fabric, Carton and Soft Seating Parts	85

OCI Contract Soft Seating & Occasional Tables

500 Symphony	12
510 Flair	13
540 Edge	14
550 Flux	15-16
560 Tux	17
570 Imperial	18
590 Tahoe	19
600 Style	20
610 Harmony	21
710 Tux Lite	22
2000 Masso	23-24
TMK Masso Occasional Tables	25-26
2200 Instint	27-29
1000 Unite Modular Seating	30-34
TL/TLF Occasional & Reception Tables	35
TLT/TLR/TLB Occasional Tables & Benches	36

OCI Contract Wood Seating

100 Geo	37
151 Diva	38
160-170 Solo	38
260/270 Duo	39
200/400 Entourage	40
440 Trilogy	41
460 Protégé	42-43
470/480 Response	44-46
490/620 Arrange	47-49
820 Patron	50

Sitwell Next

Melita	52-54
Score	55
Ovation V	56
Trendi	57-58
Bravo	59
Connect	60-71
(Standard, Full Size, Highback Multi Shift, Stool, Guest & Bariatric)	
Capacity 450	72-73
Image	74-78
Anywhere	79,80
Finesse	81-82
Evolve	83

OCI SITWELL | Seating by Category

Benches/Ottomans

Edge Series	14
TLB Series	36
Unite Series	33,34

Lounge/ Soft Seating

Symphony	12
Flair	13
Edge	14
Flux	15,16
Tux	17
Imperial	18
Tahoe	19
Style	20
Harmony	21
Tux Lite	22
Masso	23,24
Instint	27-29
Unite	30-34

Modular Seating

Flux	16
Unite	30-33

Tables Occasional and Modular

Flux Modular	15,16
Masso Occasional	25,26
Unite Modular	31-34
TL Occasional	35
TLF Occasional	35
TLT Occasional	36
TLR Occasional	36

Wood Guest Seating

Geo	37
Diva / Solo	38
Duo	39
Entourage	40
Trilogy	41
Protégé	42,43
Response	44-46
Arrange	47-49
Patron	50

Bariatric Wood Guest

Trilogy	41
Protégé	42,43
Response	44-45
Arrange	47-44

Bariatric Task / Metal Guest

Capacity	72,73
Connect	71

Stools

Response Hip	44,45
Arrange Hip	47
Connect Guest	70
Connect Task	68
Melita Guest	53,54

Multi-shift Task

Connect	66,67
-------------------	-------

Executive and Task

Evolve	83
Finesse	81,82
Image	74-77
Connect	60-71
(Standard, Full Size, Highback Multi Shift, Stool, Guest & Bariatric)	
Bravo	59
Trendi	57,58
Ovation V	56
Score	55

Metal Guest, Nesting and Stackable

Anywhere	79,80
Image	74-78
Connect	70
Trendi	57,58
Melita	52-54

About us:

OCI Sitwell joined the contract furniture market determined to offer our customers a quality product at an excellent value with shorter lead-times. By maintaining this service-oriented perspective, customers have been drawn to our ability to design and develop innovative products, while offering personal support and exceptional experiences. Our exceptional value, combined with design motivated products, on-time delivery, and our dedication to customer experiences have made us stand out in the furniture industry.

Founded in 1974, owned and operated as a family business to date, we have enjoyed incredible growth since. From our beginning in Whittier California, our innovative spirit influences our operations and commitment to being flexible to meet our customers' needs.

We started making budget wood seating many years ago and have grown into a company making a wide selection of products for the contract market today. Our main philosophy has been that our commitment to customer satisfaction begins from the time an order is placed to well after the customer has received their products.

With over 40 years of experience in manufacturing office seating, we maintain the highest industry standards by standing behind our product with a full written guarantee. Our success is also attributed to the many representative, dealers and customers who have been affiliated with our company. Because of these efforts, OCISitwell has become a name that means reliability.

At OCISitwell our products range from Executive, Conference, Guest, Reception and Soft seating. Through our relationship with Momentum Textiles, CF Stinson, Mayer and many other textile firms we offer a palette of over 500 fabrics from which to choose. As part of our service, we offer lead times that range from 2-3 weeks. These lead times are some of the best and most reliable in the industry. Our chairs meet ANSI-BIFMA X5.1-2017 certified by an independent laboratory. They are engineered, designed and constructed to conform to the proper ergonomic dimensions as defined by the "National Standard for Human Factors".

In today's ever changing office environment, OCI Sitwell has positioned itself in providing a product that is a great value, produced in a timely manner with many options from which to choose. Please take a look at our many products.

OCI Sustainability Footprint

At OCISitwell our commitment to sustainability is an essential part of every decision we make. This is not only true about the products we bring to market, but in how we manufacture, distribute, and market them. Standard recycling procedures along with the implementation of lean practices and best practices which lead to good habits, we can meaningfully minimize any negative impact we may have on our environment.

Best Practices - OCISitwell may not fit into the category of a multinational but we certainly understand our responsibility to minimize our disruption to our surrounding environment. We encourage our employees, vendors, and customers to participate in our sustainability program by following these “Best Practices”:

- Minimize waste in our supply chain by working together with our suppliers to minimize waste in their packaging by developing reusable containers for parts.
 - We go out of our way to approve suppliers based on quality of parts produced to eliminate needless non-conformances that helps reduce the production of unusable parts.
 - We continually work together with our suppliers to find efficient means of production and transport of their parts to our facility for production.
- Minimize shipment of finished product in carton by focusing on more blanket wrapped shipments. Blanket wrapped shipments reduce the need for packaging materials and cardboard boxes, better utilization of trucks by being able to ship more finished products in a trailer and saves our customers time and waste by not having to unpack and dispose of packing materials and cardboard at their end.

- Continuous product improvement by our engineers not only works on product improvement but wasteful and excess materials that are normally trimmed off like foam, wood and fabric which may find their way into our landfills.
 - Use as much recycled material in the manufacture, fabrication and administration of our products.
 - Design our products so that as much material as possible is recyclable.
 - Create products that, during their functional life, emit as few toxic or harmful contaminants as possible.

Product Life - OCISitwell produces products that are built to last. It is the practice of not only purchasing materials that are made responsibly, but also made to last. Using responsible suppliers and their materials allows us to build long lasting responsible products that we are proud of.

Recycled Material - There is both post-consumer waste recycling [old tires can get ground up and used as input for new tires] and post-industrial [manufacturing rejects, setup waste, overruns]. Because the technology [and therefore the cost] of recycling post-consumer waste to any significant extent is still in the lab stage, most companies are in the postindustrial recycling category. Specifically, OCISitwell uses raw materials [and office materials] that all have some percentage of recycled input. Please contact Customer Service for more information on the percentages of recycled material in our products as this varies by model.

OCI SITWELL | TERMS AND CONDITIONS

Order Placement

OCISitwell requires that all orders be submitted in writing via a formal Purchase Order form. Purchase Orders can be submitted by email.

Email – Orders@OCISitwell.com

All orders are subject to acceptance by OCISitwell credit department. Possession of this Price List does not constitute an offer to sell.

All submitted orders will be confirmed to the purchaser by way of OCISitwell's Order Acknowledgement. It is the purchaser's responsibility to review this document for accuracy and to contact Customer Service within 24 hours should an error exist.

Prices

The prices indicated in this price list are for standard OCISitwell product. This price list supersedes any previous price lists or supplemental price list. We reserve the right to modify prices without prior notification.

Lead Times

OCISitwell lead times indicate our standard production time only and do not include transit times. We reserve the right to modify our production times should business needs require us to do so. Business days are from receipt of a clean order and approved credit terms. Please contact Customer Service for current lead times.

Email – CustomerService@OCISitwell.com

Terms

All published prices are to be paid USD and are Net 30 days from date of invoice for established credit accounts. Past due accounts are subject to a 1.5% late charge for each month after 30 days or 18% per year. The customer will be liable for any cost incurred in attempting to collect any past due amounts, including collection and/or attorney fees.

A \$40 fee will be charged for return checks.

OCISitwell Accepts MasterCard®, Visa® and American Express®. There will be a 3% convenience fee for all transactions using this payment method.

Credit

A line of credit may be established upon acceptance of satisfactory references, including the completion of our credit application form. All new customers are required to remit 50% of the purchase order amount with the placement of the purchase order, with the remaining balance due prior to merchandise release for shipment.

Ordering Procedures

To help avoid unnecessary order entry delays, please be sure each order specifies the following information below:

1. Purchase Order Number and Date
2. Complete Bill to and Ship to name, address and phone number
3. Quantity
4. Complete model number and description
5. Finish (Wood and/or Metal finish)
6. Fabric (including and special instructions)
7. Options (list for each specific product)
8. Drawing for modular seating configuration (if applicable)
9. Shipping Destination or Will Call, contact name and phone number
10. Special Instructions if any
11. Required Delivery Date

Ordering Procedures (cont.)

Dealer/purchaser is solely responsible for providing correct information when placing an order. Orders with incomplete information or pricing discrepancies will be held as "Pending". Orders with a "Pending" status will be scheduled for production when incomplete or incorrect information is resolved. If needed a new completion date will be provided.

Purchase orders placed by telephone will be accepted but will not be scheduled for production until a written, signed confirmation of order is received. Emails to Orders@OCISitwell.com of purchase orders will be accepted.

Order Changes and Cancellations

An order may be changed prior to an order being placed into production or fabric has been ordered and not cut. Changes made to an order once it has been placed into production or after fabric has been ordered is subject to a 30% change order charge. Contact Customer Service for applicable charges. Additions or changes to acknowledged orders may be subject to rescheduling of order.

All changes or cancellation of orders must be made in writing and approved by OCISitwell.

Cancellations cannot be accepted once fabric has been cut, orders and production or materials have been ordered.

Wood Disclaimer

Due to natural variations and distinctive characteristics of wood, the furniture that you receive may have a slight variation in color and grain.

Custom Wood Finishing

OCISitwell accepts custom wood finishing. There is a \$195 Net upcharge per color, per order, for all products. All future orders with the same special stain will incur an 8% upcharge per order. Please send us the wood sample you would like us to match along with your completed purchase order. We will produce a strike-off and send it to you for approval. Once we have received final approval, we will place the order into production.

Wood Finish Maintenance

As with all fine finishes, care should be taken to protect the finish from sharp, unprotected objects. The top coat has a natural characteristic to repel the most common liquids used around wood components, yet spills or soil marks should be cleaned up immediately to avoid moisture seeping into open-pore areas. Please note that constant polishing and cleaning of the finish may raise the sheen level, whereas neglect in cleaning will dull and possibly abrade the finish.

Customer's Own Material (C.O.M)

Use of C.O.M. must be approved by OCISitwell prior to order acceptance. Fabric Yardage requirements are estimate and additional yardage may be required if pattern matching is required. Please refer to page 8 for more information and instructions when requiring C.O.M. for your order.

OCI SITWELL | FREIGHT PROGRAM

OCISitwell Freight Program

Standard shipments made via the OCISitwell freight program are made via common carrier unless otherwise specified. Special routing request made by the customer or the consignee may result in additional charges.

Standard deliveries are dock-to-dock and are scheduled to occur Monday thru Friday between the hours of 8 a.m. and 5 p.m. not including holidays. We will not be held responsible for issues or costs arising from carrier transit delays, missed delivery appointments, etc. Standard delivery does not include expedited shipping, inside delivery, residential delivery, lift gates, installation, unpacking or removal of carton or packing materials. Shipments made to remote locations outside metropolitan areas may incur additional freight charges. OCI/Sitwell reserves the right to charge for nonstandard customer deliveries. For information concerning these charges, contact Customer Service.

Freight Terms

Freight terms apply to the continental U.S. only. This excludes Alaska, Hawaii, and Puerto Rico. Shipments to Alaska, Hawaii, Puerto Rico and outside of the continuous U.S and Canada will be made to the appropriate point of embarkation. All charges beyond point of embarkation will be at the customer's expense.

The OCISitwell freight program guarantees that all standard deliveries of our product based on a minimum shipment value of \$4,500 Net will be delivered freight prepaid. If the value of the shipment falls under the minimum requirement, a freight surcharge per shipment will be added based on the destination territory as listed on the map below. OCI Sitwell product can be combined to meet minimum shipment value.

For shipments to Canada please contact customer service for corresponding surcharges.

Based on the fluctuation of fuel prices; we reserve the right to impose a freight surcharge for any shipments.

The OCISitwell freight program does not apply to "Will Call" orders.

For shipments of components parts, fabrics and textiles, actual freight charges will apply and will be invoiced to the customer.

For expedited shipments please contact OCISitwell Customer Service for additional costs

For shipments shipping inside these territories:

Zone 1 – California (up to Sacramento), Southern Nevada and Phoenix Metro - \$95

Zone 2 – California (north of Sacramento), Nevada and Arizona - \$145

Zone 3 – \$175

*Alaska included in **Zone 2**

*Hawaii included in **Zone 1**

*Puerto Rico included in **Zone 3**



Sitwell KD Freight Program



Products featuring this symbol qualify for OCISitwell KD Freight Program. All products shown to the right can ship KD (knocked down) and are exempt from the minimum shipment value and have a different freight surcharge. These KD item's freight value can be combined with the OCI freight program to help meet the minimum shipment value when necessary or applicable.

The following series have a freight surcharge of \$65 for combined shipment quantities of 5 or less. Quantities of 6 or more combined on one shipment is freight free anywhere in the continuous 48 states in the U.S.

**Score Task - Ovation V Task - Bravo Task - Trendi Task
Connect Task - Evolve Series - Image Task**

OCI SITWELL | WARRANTY POLICY

OCISitwell warrants to the original purchaser that its products are free from defects in materials and workmanship for the applicable warranty period as indicated below.

If a product fails under normal use within the warranty period - OCISitwell at its sole discretion – will repair or replace, with a compatible part, at its option, without charge to the original purchaser only any item found to be defective as a result of normal commercial use (normal use is defined as user weighing up to 275 pounds, eight (8) hour shift, 5 days per week). Certain models with Bariatric designations can accommodate users up to 450 pounds.

Due to the inherent stretch properties of fabrics and/or vinyl upholstery materials, OCISitwell cannot be held responsible for wrinkles or puddling that can occur in some materials.

This warranty does not apply to items subject to abuse, misuse, neglect, alteration, damage caused by shipment, storage, accident, fire, flood or act of God.

Lifetime Warranty	Mechanism, Cylinders, Base and Casters for all Task, Side and Conference/Executive Seating.	Standard 275 pound weight capacity, 8 hour, and 5 days per week
10 Year Warranty	Exposed Wood, Metal Side Chair Frames, Tables, Structural Frames (Exceptions – Duo, Diva and Solo Models)	Standard 275 pound weight capacity, 8 hour, and 5 days per week
5 Year Warranty	Exposed Wood and Structural Frames for Duo, Diva and Solo Models	Standard 275 pound weight capacity, 8 hour, and 5 days per week
3 Year Warranty	Seat Suspension, Foam, Stitching, Knit and Mesh	Standard 275 pound weight capacity, 8 hour, and 5 days per week
1 Year Warranty	Fabric/Vinyl (excluding COM, COV and COL) Stool Footrings, Electrical Units	Standard 300 pound weight capacity, 8 hour, and 5 days per week 275/450 pound weight capacity, 24 Hour and 7 days per week.

COM, COV, and COL are also not covered by this warranty. Normal wear and tear is the responsibility of the specifier. Please consult with upholstery material supplier for performance criteria of individual materials.

Returns and Repair

Should any item fail, contact the dealer from whom it was purchased. A photograph of the damage(s)/issue(s) and the label underneath the seat will be required to help OCISitwell determine the cause and extent of any issues. Service request are the responsibility of OCISitwell's Authorized Dealers. If it is determined that a return is necessary, and upon authorization from OCISitwell, return that item and its product proof of purchase to the dealer. The dealer may return defective product to our warehouse, freight prepaid. OCISitwell will repair or replace the defective parts at our discretion and return repaired or replaced item to the dealer freight prepaid. This warranty does not cover dealer labor, field service or delivery charges. OCISitwell does not assume responsibility for unauthorized repairs to the chairs.

Contact OCISitwell customer service for further explanation or questions about said warranty.

Email CustomerService@OCISitwell.com

OCISitwell recommends that moving parts such as chair mechanisms and casters be inspected periodically, lubricated and cleaned as necessary.

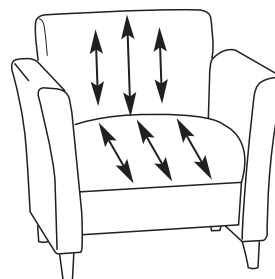
TO THE EXTENT ALLOWED BY LAW, ANY IMPLIED WARRANTY OF MERCHANTABILITY OR FITNESS FOR A PARTICULAR PURPOSE APPLICABLE TO THIS OCISITWELL SEATING PRODUCT IS LIMITED IN DURATION TO THE DURATION OF THE ABOVE EXPRESSED WRITTEN WARRANTY. LIMITATION ON LIABILITY: IN NO EVENT SHALL OCISITWELL BE LIABLE TO THE PURCHASER FOR ANY INCIDENTAL, INDIRECT, CONSEQUENTIAL, SPECIAL, OR EXEMPLARY DAMAGES OR LOSS PROFITS, EVEN IF OCISITWELL HAS BEEN ADVISED OF THE POSSIBILITY OF SUCH DAMAGES.

Some states do not allow the exclusion or limitation of incidental or consequential damages; hence the above restrictions or exclusions may not apply to you. This warranty gives you specific legal rights and you may also have other rights that vary from state to state.

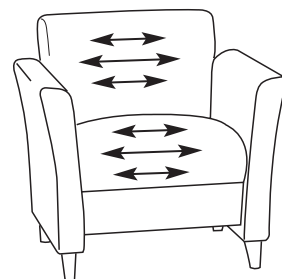
Customer's Own Material (COM)

All COM should be shipped prepaid to:
 OCISitwell
 14815 Radburn Avenue
 Santa Fe Springs, CA 90670

Collect shipments of COM/COL fabrics will not be accepted. OCISitwell assumes no responsibility for the quality durability or sustainability of COM Materials. Surplus COM will be returned to the customer only if specifically requested. Please furnish a sample cutting of COM or COL with the original purchase order so that identification of COM/COL can be verified. In the absence of specific written instructions accompanying the order, fabrics will be cut, seamed, and applied at our discretion and at the customer's own risk. An additional up charge may be assessed for COM or COL materials that are deemed abnormal and additional labor required to cut, sew and/or match these said materials.



Vertical



Horizontal

Please specify on the purchase order the direction you wish your pattern to run on the chair. Vertical or Horizontal.

All yardage figures are based upon our receipt of plain 54" wide material. Extra fabric is required to match any pattern with matching repeats. Please use chart below as a guide and add to playing yardage requirements listed in your price book.

Fabric Repeat	Increase COM Requirement by:
2.9 and under	0%
3" – 11.9" Repeat	18%
12" – 16.9" Repeat	25%
17" – 20.9"	30%
21" – 27.9"	35%
28" – and above	40%

While OCISitwell inspects all fabrics for imperfections from the mill, some imperfections are difficult to recognize. OCISitwell cannot be responsible for defects, dye lot variations, color accuracies and other flaws and suggest that our customers inspect fabrics before furnishing them to us. OCISitwell will not assume responsibility for COM/COL shortages, flaws, or other such problems. OCISitwell will not be responsible for order/delivery delays caused by delays in the delivery of COM/COL fabrics to OCISitwell.

All COM orders are not put into production until all COM is received and approved. Upon receipt of COM, the order will then be placed into our normal production schedule. If there is a combination of OCISitwell fabrics and COM on the order, please advise customer service if you wish to split the order for shipping. Applicable drop ship charges will apply.

Fabrics

Some COM fabrics, polyurethane fabrics and PVC free materials may be susceptible to puddling or comfort wrinkles overtime. While we will do our best to eliminate it, this is sometimes due to the inherent properties of the fabric and not an indication of inferior upholstery techniques. Please keep this in mind when selecting fabrics for upholstery.

COM Pricing

The approved COM price for non-directional fabric is the Grade 1 price and the approved COL (Customer Own Leather) is Grade 3. For all chair series, hand cut and matched stripes, patterns or prints you must add the up chart below.

Chair/Lounge - \$85 List
 Love Seat - \$95 List
 Sofa - \$135 List

Flammability

OCISitwell manufacturers all its chairs to comply with California technical bulletin #117 (Cal TB117). If customer's own material is specified, OCISitwell is not liable for said COM fabrics non-compliance with Cal TB 117. On January 22nd, 2019, California Technical bulletin number 133, the Flammability Test Procedure for Seating Furniture for use in Public Occupancies, was replaced by the California legislature. If compliance to TB 133 is required, add \$70 list per yard of fabric utilized by the seating product specified for the application of fire barrier.

Application of Fabric

OCISitwell requires that all COM fabrics come "backed" with, at minimum, an acrylic or similar backing. We cannot be responsible for stretching of fabrics that are not "backed" during upholstery process. OCISitwell cannot be held responsible for the appearance, behavior, quality, or performance of any COM as well as COM that are rolled reverse by the fabric supplier.

The application of patterned fabrics on curved units will be stitched to match pattern requirements. All patterns will be stitched together to produce the best results. Modifications to the stitching pattern can occur to gain the best look or results when matching patterns.

CF STINSON | Fabric Program

OCISITWELL GRADE Performance Fabric		OCISITWELL GRADE Performance Fabric		OCISITWELL GRADE Performance Fabric		OCISITWELL GRADE Performance Fabric		OCISITWELL GRADE Performance Fabric	
Ace	4	Fractal	8+5%	Piccadilly	7	Whirl	8+5%	Mica/	
Acrobat	8+10%	Full turn	8+10%	Pinball	7	Wish	(call OCI)	Mica 2.0	7
Adagio	7	Furrows	5	Pivot	4	Zanzibar	8+20%	Moccasin/	
Aero	5	Gesture	(call OCI)	Polka	4	Zoom	7	Moccasin 2.0	5
Alfresco	8	Gradation	6	Posey	7			Montana/	
Alignment	8	Graph	7	Posh	7	Vinyl & Non-PVC		Montana 2.0	5
Anagram	7	Gravity	7	Power Grid	8	Amplify	4	Natural World/	
Armature	8+10%	Handwork	8	Prodigy	8+20%	Ardent	5	Natural World 2.0	8+10%
Artisan	5	Happy Tappy	8+15%	Profile	5	Avant	5	Naugaleather	6
Bass Line	8	Haven	8	Progression	8	Bistro	5	Naugasoft	5
Batik	8+5%	Helix	8+5%	Queue	8	Budget Black	2	Nishiki/	
Beatbox	8	Hexie	8+15%	Raquette	8	Burkshire	6	Nishiki 2.0	6
Bespoke	7	Hi-Fi	4	Realm	7	Carlisle	5	Orbit/	
Blip	4	Highlands	6	Refraction	4	Casablanca/		Orbit 2.0	7
Bliss	8+15%	Highlight	4	Retrograde	4	Casablanca 2.0	8+10%	Overlay	7
Block Party	8+15%	Hive	4	Revolution	8	Cassidy/		Oxford/	
Bloom	(call OCI)	Hush	8	Rhythm	(call OCI)	Cassidy 2.0	8+10%	Oxford 2.0	6
Bongo	8+5%	I Spy	8	Riddle	5	Catalyst	5	Patriot Plus/	
Boomerang	8+10%	Infinity Plush	8	Ritz	7	Channel/		Patriot Plus II 2.0	5
Borderline	8	Inside Track	5	Rubric	8+5%	Channel 2.0	7	Ping Pong	8+10%
Breton	8	Jillian	4	Salinas	(call OCI)	Chroma	7	Pod	8+10%
Brilliant	5	Kalahari	8	San Simeon	8+20%	Citadel/		Promenade/	
Brixton	8+10%	Kennebunk	8	Satellite	6	Citadel 2.0	5	Promenade 2.0	7
Broadband	8+5%	Kinetic	8	Season	8+15%	Clean Slate/		Raffia/	
Brushwork	8	Knot	7	Semaphore	7	Clean State 2.0	6	Raffia 2.0	7
Bryant Park	4	Lateral	4	Sensor	8+5%	Colorguard/		Rally	5
Calibration	8+5%	Lifecycle	8+15%	Sequence	5	Colorguard 2.0	4	Rialyo	6
Cannon Beach	8+15%	Lift	8+15%	Serene	8+20%	Connect/		Rogue II	5
Catalina	8	Lorelai	7	Shift	4	Connect 2.0	6	Round Trip	8+10%
Celeste	7	Luster	7	Shimmy	7	Core/		Route	6
Ceremony	8	Madox - MB	6	Shuffle	(call OCI)	Core 2.0	5	Satchel	6
Charlotte	5	Malone - MB	6	Sideline	6	Criss Cross/		Scout/	
Cinema	8	Mandala	7	Sleeping Bear Dunes	8	Criss Cross 2.0	6	Scout 2.0	6
Cirro	8	Mantra	8+15%	Splice	8+15%	Diva/		Script/	
Coco	8	Marquetry	8	Sprint	4	Diva 2.0	6	Script 2.0	6
Colden	8+5%	Maxwell	5	Square One	5	Dodgeball/		Sentry HC/	
Color Block	8+10%	Maze	8+10%	Squire	7	Dogeball 2.0	8	SentryHC 2.0	5
Comeback	8+10%	Migration	8+20%	Stellar	6	English Pub	5	Shantung/	
Continuum	6	Mingle	8	Steppe	8+5%	Essential	4	Shantung 2.0	5
Converge	8+10%	Moby	4	Storyboard	8+20%	Expressions	5	Sirocco	8+10%
Current	8+10%	Mod	8+5%	Stuff	(call OCI)	Fizz/		Sleek/	
Dart	5	Modernist	8+15%	Summit	7	Fizz 2.0	7	Sleek 2.0	6
Delfection	8	Monhegan	8	Sunburst	8+5%	Flanders	6	Smoothie/	
Detail	6	Montage	7	Supersilyness	8+15%	Frequency/		Smoothie 2.0	6
Divvy	8+15%	Multiply	(call OCI)	Swipe	8	Frequency 2.0	7	Stat-Con	8
Donegal	7	Nest	8	Swivel	8+5%	Fuse/		Stitch in Time	4
Drift	7	Network	8	Sync	8+15%	Fuse 2.0	5	Strand	6
Drizzle	8+15%	New Hempstead	4	Tangram	7	GeoMet	6	Stride	7
Duet	7	Nimble	8	Thrive	8+15%	Grand Sierra/		Tendril/	
Eddy	8+20%	Nova	6	Tidbit	8	Grand Sierra	2.0 5	Tendril 2.0	5
Elderberry	8+10%	Obsura	6	Torus	8	Grille/		Tessuto/	
Equator	8+5%	Offset	8+5%	Touch Base	6	Grille 2.0	7	Tessuto 2.0	6
Equinox	7	Olivia	4	Tranquility	8	Hopsack	7	Touchstone	6
Euclid	5	Outlander	5	Transcend	4	Kusari/		Vegas	6
Fast Lane	4	Pacifica	8+10%	Tribeca	4	Kusari 2.0	4	Walk the Line/	
Feature	(call OCI)	Paloma	5	Trio	8+10%	Lara	5	Walk the Line 2.0	8+10%
Fenestra too	8+10%	Paradox	8	Tweed	8	Laredo	5	Weft	6
Figment	8	Park Avenue	8	Twiggy	7	Level/		Ziggy/Ziggy 2.0	6
Fleck	4	Passport	7	Vanish	8+15%	Level 2.0	6	Zodiac	7
Flex	4	Penelope	7	Vapor	8+10%	Loophole	6		
Flip Flops	8+5%	Pergola	7	Velocity	7	Matrix	7		
Folio	8+5%	Perimeter	6	Voltage	8+10%	Meteor	8+10%		

Refer to terms and conditions for general information regarding fabrics, finishes, warranty, freight, complete condition of sales and more.

Effective Date: 9/1/2021 | ocisitwell.com

MAYER | Fabric Program

OCISITWELL GRADE FABRIC		OCISITWELL GRADE FABRIC		OCISITWELL GRADE FABRIC		OCISITWELL GRADE FABRIC		OCISITWELL GRADE FABRIC	
Abbey	5	Disco	4	Intrigue	4	Outback	4	Tango	3
Acclaim	5	Drake	5	Jekyll & Hyde	4	Oxen SP Black	1	Tattersall	6
Acuco	8	Dublin Tweed	5	Jitterbug	4	Palermo	5	Textura	8
Akoya	5	Durango	4	Jive	3	Paragon	4	Theory 10	3
Align	4	Duraweave 10	2	Journey	4	Parallel	3	Time Line	5
All Seasons	3	Echo	5	Jubilee	4	Patio	4	Turnabout	8
Amadeus	8	Ecosphere	7	Kantha	8	Pebble Beach	3	Valet	4
Ankara	7	Eden	6	Katagami	8	Phoenix	4	Variant 10	3
Antique	4	Elevation	6	Kensington	5	Plaza	6	Vector	8
Apollo Silicone	8	Embellish	6	Key Largo	3	Polygon	5	Venetian	(call OCI)
Arabesque	4	Engrave	3	Kobe	4	Positive Thoughts	8	Verona	4
Arcade	8	Enliven	3	Labyrinth	8	Primo	6	Vibrant	6
Aristocrat	4	Entwine	4	Landscape	6	Prism 10	3	Viewpoint	8
Array	5	Ephesus	7	Latitude	6	Puno	8	Villa	7
Ascension	7	Equal	3	Lavish	5	Quattro	3	Vintage Mohair	(call OCI)
Avenue	7	Essence	5	Links	5	Ranchero	2	Vinyl Stat ESD	6
Bali	4	Etch	3	London	5	Reflector	8	Vipassana	8
Basic	2	Evolve	5	Longhorn	5	Refuge	7	Vogue	5
Batik	4	Facets	7	Lotus	8+5%	Rejuvenate	8	Volante	(call OCI)
Blueprint	2	Fanfare	8	Luminary	3	Relativity	8	Voyager	6
Boardwalk	5	Fedora	4	Madras	4	Replay	7	Wallaby SP Black	1
Bolero	5	Fiji	3	Madrid SP Black	1	Reveal	6	Whirling	8+5%
Boro	8	Finale	5	Malibu	5	Reverb	4	Whirlwind	3
Bontica	6	Flair	4	Mandala	8+10%	Rift	5	Wildflower	8
Botany	7	Florentino	3	Marathon II	2	Rumba	2	Wilson	8
Boteh	8+10%	Form	7	Marmara	6	Samba	3	Wool Boucle	8+15%
Caressa	4	Forte	1	Matka	5	Samuri	8	Felt	6
Cascade	5	Fortune	5	Matter	6	Saori	8	Wool Heather	7
Catwalk	5	Foundation 10	3	Maverick	3	Score	6	Xanadu	8
Channel	4	Fresco	2	Mayfair	6	Sequel	3	Zazen	8
Chaps	4	Fretwork	8	Meadowlands	6	Sequel plus	5	Zen	8
Charette	4	Friendship Quilt	6	Meander	4	nanoguard		Zest	2
Chequers	6	Function	5	Melange	4	Sequence	4		
Chopsticks	5	Fusion	5	Metal Strips	8	Shantung	4		
Cipher	2	Gala	5	Micro Dot	4	Sherlock	4		
Circuit	8	Galveston	5	Midway	4	Sierra SP Black	1		
Circumference	8	Gatsby	5	Milagro	8+5%	Signs	8+10%		
Cirque	5	Geisha	8+5%	Milano	5	Silk Screen	4		
Cityscape	5	Gem	3	Mingle	5	SilverWeave	5		
Code	2	Gensis	4	Mode	5	Sketch	4		
Collage	8	Genesis plus	4	Molecule	8+5%	Slick	5		
Comalapa	8	nanoguard		Monogram	4	Social Network	5		
Contempo	4	Graph	2	Moonscape	4	Soho	6		
Continuum	3+5%	Grasscloth	3	Mosaic	4	Soleil	8		
Copa	3	Gravity	7	Mosaic plus	5	Sophisticate	5		
Cosmopolitan	5	Gridline	3	nanoguard		Space Odyssey	4		
Crazy Quilt	2	Groundworks	6	Multi-Crepe	3	Spacer Mesh	3		
Cross Check	2	Haarlem	8+5%	Neo	5	Spectre	4		
Cube	3	Haberdash	4	Nexus	3	Splendor	6		
Cuddle Up	8	Havana	3	Niche	6	Spokes	8		
Curlicue	4	Hexagon	5	Nirvana	8	Static	8		
Dande	4	Holiday	6	Noble	3	Stellar	3		
Darning	8	Huipil	8	Nomad	6	Strata	3		
Dazzle	5	Images	4	Nostalgia	5	Striae	2		
Debonair	7	Imprint	3	Nylon-Stat ESD	8	Sula	8+5%		
Decoy	4	Infinity	7	Obi	8	Suna	8+5%		
Destiny	4	Interlace	5	Obsession	8	Sutra	8		
Destiny plus	5	Interlochen	5	Odessa	6	Sydney	3		
nanoguard		Interlude	3	Optic 10	3	Synapse	8		

Refer to terms and conditions for general information regarding fabrics, finishes, warranty, freight, complete condition of sales and more.

Effective Date: 3/15/2021 | ocisitwell.com

MOMENTUM | Fabric Program

OCISITWELL GRADE FABRIC		OCISITWELL GRADE FABRIC		OCISITWELL GRADE FABRIC		OCISITWELL GRADE FABRIC		OCISITWELL GRADE FABRIC	
Ace	4	Free	4	Plan	6	Crypton		Halo	8+5%
Aldo	(call OCI)	Fuse	2	Platform	8	Acrobat	7	Hark Epu	7
Allegory	8+10%	Geo	8+20%	Point	5	Almanac	8+10%	Hive	8
Amenity II	8+5%	Glide	7	Polka	8+10%	Analog	8+10%	Icon	8
Amuse	5	Graph	5	Propel	8+5%	Ascend	7	Kindred	8
April	8	Grid	4	Propensity II	5	Byways	8+10%	Leno	8+10%
Audubon	8+15%	Guideline	8+5%	Prospect	7	Central	7	Mogul Epu	6
Bandwidth II	8+15%	Guild	4	Proximity	8+15%	Channel	7	Nifty	6
Bangle	2	Habit	5	Pursue	8+5%	Cover Cloth	7	Printwork Epu	6
Banter	8+15%	Hearsay	8+10%	Quince	8+15%	Docket	8+20%	Progress Epu	6
Beep	6	Highline	8+10%	Raft	8+5%	Domain	8	Rein II	6
Beta	6	Hitch	7	Reveal	8+15%	Etude	8+20%	Row	6
Bobby	2	Hop	8	Revolve	8+20%	Evolve	8+15%	Sidestep	8+5%
Boom II	6	Hue	5	Riga	8+15%	Faux Felt	7	Silica	8
Borders	8+15%	Insight	2	Ring	8	Faux Mo	7	Silica Andy	8+5%
Boxcar	8+10%	Interim	8+10%	Rise	5	Flock	7	Silica Arc	8+5%
Brink	8	Interlock	(call OCI)	Rivet	5	Gatsby	8+5%	Silica Bauble	8+5%
Brisk	8+10%	Intermix II	7	Rubato	8+10%	Hobnob	6	Silica Bracket	8+5%
Build	7	Iota	8	Rush Hour	8+10%	Infinity C-Zero	5	Silica Checker	8+5%
Buoy	8+5%	Jitney	8	Sail	8+20%	Infusion	8	Silica Chopsticks	8+5%
Cairns	8+20%	Jot	5	Scrabble	5	Kayak	8+20%	Silica Compass	8+5%
Camber	8+15%	Journal	8+15%	Site Line	8+20%	Keynote	7	Silica Cusp	8+5%
Carlo	(call OCI)	Kindle	8	Sketching Air	(call OCI)	Kit	7	Silica Deflect	8+5%
Centric	8+15%	Kinney	5	Skip	5	Marathon C-Zero	5	Silica Effloresce	8+5%
Chipper	8+10%	Knack	4	Slice	5	Millennium C-Zero	5	Silica Etc.	8
Chromatic	8	Lateral	8	Small Tank	8+10%	Oath	8	Silica Fiona	8+5%
Cityscape	8+20%	Ledge	7	Solace	6	Odyssey C-Zero	5	Silica Flick	8+5%
Civil	8+5%	Lella	8+15%	Spontaneous	8+10%	Phase	8+15%	Silica Fritz	8+5%
Clang	6	Lens	5	Starboard	8+10%	Reverb	8+10%	Silica Gadget	8+5%
Climb	8+10%	Level	8	Story	8+20%	Roster	8+15%	Silica Hiatus	8+5%
Collect	7	Lina	(call OCI)	Stroll	5	Score	7	Silica Hoop	8+5%
Colowheel	8	Lineup	4	Strum	8	Shuttle	7	Silica Jig	8+5%
Croquet	8+10%	Lloyd	(call OCI)	Strut	6	Solitaire	6	Silica Kip	8+5%
Crossing Colors	(call OCI)	Lore	8+10%	Sunny	8	Sport	6	Silica Leather	8
Cube	8+5%	Lucio	(call OCI)	Swim	5	Synergy	6	Silica Likely	8+5%
Culture	7	Ludwig	(call OCI)	Syntax	5	Tag	8+5%	Silica Motive	8+5%
Current	5	Mandala	8	Tack	5	Tradition C-Zero	5	Silica Reach	8+5%
Cutout	(call OCI)	Mapping Ideas	(call OCI)	Tactic	8+20%	Trefoil	8	Silica Roam	8+5%
Dart	5	Marcel	(call OCI)	Tech Weave	(call OCI)	Trilogy	7	Silica Scout	8+5%
Dash	8+5%	Memory	(call OCI)	Tesla	8+5%	Viva II	8	Silica Spoke	8+5%
Dayspell	8+5%	Nagoya	8+20%	Tilt	8	Waver	7	Silica Strata	8+5%
Decode	4	Nimble	8+20%	Toggle	4	Coated Fabrics		Silica Stride	8+5%
Delve	8	Ohs II	8+15%	Traction	8+15%	Beeline Epu	4	Silica Tao	8+5%
Dive	8	Origin	2	Trapeze	8+10%	Canter Epu	4	Silica Tech	8
Drawing Line	8+5%	Otto	6	Trvia	8+10%	Acoustic	8+5%	Silica Thatcher	8+5%
Drift	8+5%	Painting Stroke	8+15%	Tufted	8+15%	Agora II	6	Silica Today	
Ebb	8+5%	Panorama	8+15%	Turin	8+20%	Archer	8+5%	Here Now	8+5%
Edison	8+10%	Pantheon	8+15%	Uplift	8	Bravo II	8	Silica Triad	8
Embark	8	Parable	8+15%	Veer	8	Cashmere II	7	Silica Waltz	8+5%
Epic	3	Parenthesis	2	Via	3	Chime Epu	7	Stamp Epu	7
Essay	8+10%	Pax	8+5%	Vox	4	Club Epu	7	Sublime II	7
Explore	8+15%	Perk	2	Wander	8+5%	Cycle	7	Tact II	8+10%
Expo	2	Photon	8+10%	Weaving Palettes	8+10%	Echo II	6	Tanner	5
Fleet	8	Phrase	8+5%	Well Well Well	(call OCI)	Endurance Epu	6	Tetra	6
Float	5	Pierre	(call OCI)	Whim	8+5%	Eon Epu	6	Tribeca CV	6
Flow	8+5%	Ping	6	Why Why Why	(call OCI)	Evo CV	5	Vanguard CV	6
Flux	8+15%	Pique	6	Widget	3	Foray	7	Velocity	7
Focal	5	Places Spaces				Fringe	7	Vertu Epu	7
Fold	8+20%	Faces	(call OCI)			Groove Epu	6	Whit Epu	6
								Zipped	8+10%

Refer to terms and conditions for general information regarding fabrics, finishes, warranty, freight, complete condition of sales and more.

Effective Date: 3/15/2021 | ocisitwell.com

SYMPHONY | Reception Seating

Product Features:

- Engineered Solid Alder Hardwood Frames
- Fixed Seat Cushion With Steel Sinuous Spring Suspension
- High Resilient Long Lasting Polyfoam
- Wood Legs Standard in 18 Finishes
- Chrome, Satin Nickel or Black (3") Legs Optional
- Front Leg Caster Optional
- Tablet Arm Option Available with Side Stow
- 300 LB Test Rating
- 4 Different Styles of Free Standing Tables (pages 35, 36)

OCISitwell Finishes:


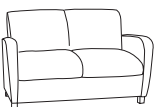
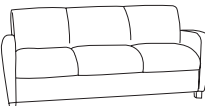
Mahogany, Summit Cherry, Dark Cherry, Clear Maple, Pacific Cherry, OFS Cherry, Summit Maple, OCI Jade, OCI Espresso, Walnut, Cognac, OCI Light Cherry, Black Lacquer, CI Honey, CI Cherry, OCI Café, Slate Grey & Smoke Grey

Optional Power Unit consists of 1 power module and 2 USB ports. Six foot power cord is standard. Silver flush mounted cover plate. Units will be located on right front as seated unless otherwise specified.

2020 GIZA TECHNOLOGIES STUDIO **GSA**



Refer to page 6 for New OCI Sitwell Freight Program.

Model	Description	FABRIC / LEATHER GRADES									
		1 COM	2	3 COL	4	5	6	7	8	L1	L2
500 	Club Chair 31.5 W x 34 D x 34 H Seat: 22 W x 21.5 D Seat Height: 19 Arm Height: 26 COM: 4 yds. Carton: 24 Cu. Ft. Ship Weight: 62 lbs.	1500	1650	1800	1900	2050	2200	2300	2450	2100	2600
502 	Love Seat 57.5 W x 34 D x 34 H Seat: 48 W x 21.5 D Seat Height: 19 Arm Height: 26 COM: 6 yds. Carton: 43 Cu. Ft. Ship Weight: 99 lbs.	2075	2350	2460	2625	2800	3000	3225	3400	2925	4075
503 	Sofa 79.5 W x 34 D x 34 H Seat: 70 W x 21.5 D Seat Height: 19 Arm Height: 26 COM: 8 yds. Carton: 58 Cu. Ft. Ship Weight: 122 lbs.	2600	2925	3010	3225	3470	3755	4060	4285	3560	5060

Optional / Upgrades

Solid Wood Tablet Arm with Side Stow	\$525 List
500C - Front Caster Option	\$95 List
500CL - Chrome, Satin Nickel or Black (3") Legs Option	\$95 List
Contrasting Welt	\$75 List
Power Unit	\$360 List

- When combining material of different grades, use the higher grade. When combining materials of the same grade, Two Tone \$60 List.
- Custom wood finishes available upon request
- add \$195.00 Net per color.

FLAIR | Reception Seating

Product Features:

- Engineered Solid Alder Hardwood Frames
- Fixed Seat Cushion With Steel Sinuous Spring Suspension
- High Resilient Long Lasting Polyfoam
- Wood Legs Standard in 18 Finishes
- Chrome Legs Optional
- 300 LB Test Rating
- 4 Different Styles of Free Standing Tables (pages 35, 36)

OCISitwell Finishes:


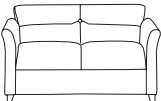
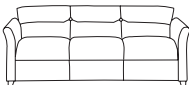
Mahogany, Summit Cherry, Dark Cherry, Clear Maple, Pacific Cherry, OFS Cherry, Summit Maple, OCI Jade, OCI Espresso, Walnut, Cognac, OCI Light Cherry, Black Lacquer, CI Honey, CI Cherry, OCI Café, Slate Grey & Smoke Grey

Optional Power Unit consists of 1 power module and 2 USB ports. Six foot power cord is standard. Silver flush mounted cover plate. Units will be located on right front as seated unless otherwise specified.

GSA



Refer to page 6 for New OCI Sitwell Freight Program.

Model	Description	FABRIC / LEATHER GRADES									
		1 COM	2	3 COL	4	5	6	7	8	L1	L2
510 	Club Chair 31.25 W x 30 D x 30.5 H Seat: 21.5 W x 20.25 D Seat Height: 19.25 Arm Height: 25.75 COM: 4 yds. Carton: 24 Cu. Ft. Ship Weight: 64 lbs.	1650	1810	1900	2015	2145	2300	2425	2550	2350	3150
512 	Love Seat 54 W x 30 D x 30.5 H Seat: 44.25 W x 20.25 D Seat Height: 19.25 Arm Height: 25.75 COM: 6 yds. Carton: 43 Cu. Ft. Ship Weight: 99 lbs.	2275	2525	2660	2825	3000	3225	3525	3650	3175	4275
513 	Sofa 76.5 W x 31 D x 30.5 H Seat: 66 W x 20.25 D Seat Height: 19.25 Arm Height: 25.75 COM: 7.5 yds. Carton: 58 Cu. Ft. Ship Weight: 121 lbs.	2775	3100	3225	3470	3685	3970	4275	4500	3975	5375

Optional / Upgrades

510CL - Chrome Legs **\$95 List**

Contrasting Welt **\$75 List**

Power Unit **\$360 List**

- When combining material of different grades, use the higher grade. When combining materials of the same grade, Two Tone \$60 List.
- Custom wood finishes available upon request - add \$195.00 Net per color.

Refer to terms and conditions for general information regarding fabrics, finishes, warranty, freight, complete condition of sales and more.

Effective Date: 3/15/2021 | ocisitwell.com

EDGE | Reception Seating

GSA

Product Features:



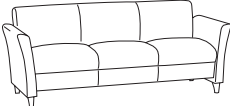

- Engineered Solid Alder Hardwood Frames
- Fixed Seat Cushion With Steel Sinuous Spring Suspension
- High Resilient Long Lasting Polyfoam
- Wood Legs Standard in 18 Finishes
- Chrome Legs Optional
- 300 LB Test Rating
- 4 Different Styles of Free Standing Tables (pages 35, 36)

OCISitwell Finishes:

Mahogany, Summit Cherry, Dark Cherry, Clear Maple, Pacific Cherry, OFS Cherry, Summit Maple, OCI Jade, OCI Espresso, Walnut, Cognac, OCI Light Cherry, Black Lacquer, CI Honey, CI Cherry, OCI Café, Slate Grey & Smoke Grey



Refer to page 6 for New OCI Sitwell Freight Program.

Model	Description	FABRIC / LEATHER GRADES									
		1 COM	2	3 COL	4	5	6	7	8	L1	L2
540	Club Chair 32.5 W x 30.5 D x 31 H Seat: 23 W x 20.25 D Seat Height: 19 Arm Height: 25.25 COM: 3.75 yds. Carton: 24 Cu. Ft. Ship Weight: 64 lbs.	1625	1785	1875	1990	2120	2275	2400	2525	2325	3025
											
542	Love Seat 55 W x 30.5 D x 31 H Seat: 45 W x 20.25 D Seat Height: 19 Arm Height: 25.25 COM: 6 yds. Carton: 43 Cu. Ft. Ship Weight: 95 lbs.	2205	2455	2590	2755	2930	3105	3380	3500	3105	4205
											
543	Sofa 78.25 W x 30.5 D x 31 H Seat: 68 W x 20.25 D Seat Height: 19 Arm Height: 25.25 COM: 7.5 yds. Carton: 58 Cu. Ft. Ship Weight: 117 lbs.	2695	2995	3090	3345	3545	3795	4090	4295	3895	5295
											
544	Ottoman 20 W x 20 D x 16 H COM: 1.25 yds. Carton: 5.5 Cu. Ft. Ship Weight: 25 lbs.	850	900	950	1015	1100	1125	1175	1200	NA	1350
											

Optional / Upgrades

540CL Chrome Legs

\$95 List

- When combining material of different grades, use the higher grade. When combining materials of the same grade, Two Tone \$60 List.

FLUX | Modular / Reception Seating

Product Features:

- Engineered Solid Alder Hardwood Frames
- 2 Piece Separate Seat and Back with Web Suspension
- High Resilient Long Lasting Polyfoam
- Chrome, Satin Nickel or Black (3") Legs
- Optional
- Gangable Options
- 300 LB Test Rating
- Choose From Two Different Table Styles

OCISitwell Finishes:


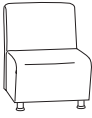
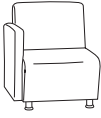
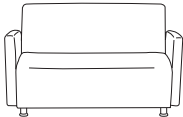

Mahogany, Summit Cherry, Dark Cherry, Clear Maple, Pacific Cherry, OFS Cherry, Summit Maple, OCI Jade, OCI Espresso, Walnut, Cognac, OCI Light Cherry, Black Lacquer, CI Honey, CI Cherry, OCI Café, Slate Grey & Smoke Grey

Optional Power Unit consists of 1 power module and 2 USB ports. Six foot power cord is standard. Silver flush mounted cover plate. Units will be located on right front as seated unless otherwise specified.

2020 GIZA TECHNOLOGIES | 2020 GSA



Refer to page 6 for New OCI Sitwell Freight Program.

Model	Description	FABRIC / LEATHER GRADES								L1	L2
		1 COM	2	3 COL	4	5	6	7	8		
550C	Club Chair 30 W x 29 D x 33.5 H Seat: 24.75 W x 21.5 D Seat Height: 19 Arm Height: 26 COM: 4.25 yds. Carton: 24 Cu. Ft. Ship Weight: 65 lbs.	1580	1730	1880	1980	2130	2280	2380	2530	NA	2680
											
550	Armless 25 W x 29 D x 33.5 H Seat: 25 W x 21.5 D Seat Height: 19 COM: 2.75 yds. Carton: 17 Cu. Ft. Ship Weight: 46 lbs.	1275	1400	1480	1530	1580	1625	1800	1905	NA	2175
											
550L/R	Left or Right 28 W x 29 D x 33.5 H Seat: 24.75 W x 21.5 D Seat Height: 19 Arm Height: 26 COM: 3.5 yds. Carton: 24 Cu. Ft. Ship Weight: 57 lbs.	1420	1580	1670	1785	1915	2070	2195	2320	NA	2920
											
552C	Love Seat 53 W x 29 D x 33.5 H Seat: 47 W x 21.5 D Seat Height: 19 Arm Height: 26 COM: 5.5 yds. Carton: 43 Cu. Ft. Ship Weight: 98 lbs.	2100	2375	2485	2650	2825	3000	3275	3395	NA	3900
											
552	Armless 48 W x 29 D x 33.5 H Seat: 48 W x 21.5 D Seat Height: 19 COM: 4.25 yds. Carton: 43 Cu. Ft. Ship Weight: 68 lbs.	1800	1960	2050	2165	2295	2450	2575	2700	NA	3000
											

Optional / Upgrades

Unite Ganging Bracket	\$120 List
Ganging Bracket	\$100 List
Power Unit	\$360 List
Solid Wood Tablet Arm with Side Stow	\$525 List

- When combining material of different grades, use the higher grade. When combining materials of the same grade, Two Tone \$60 List.

Important Note: Please include a layout drawing with your order so we can help you specify left, right or left and right ganging along with any information of applying special fabrics in the absence of specific fabric instructions, OCI reserves the right to upholster units at our discretion.

Refer to terms and conditions for general information regarding fabrics, finishes, warranty, freight, complete condition of sales and more.

Effective Date: 3/15/2021 | ocisitwell.com

FLUX | Modular / Reception Seating

Product Features:

- Engineered Solid Alder Hardwood Frames
- 2 Piece Separate Seat and Back with Web Suspension
- High Resilient Long Lasting Polyfoam
- Chrome, Satin Nickel or Black (3") Legs Optional
- Gangable Options
- 300 LB Test Rating
- Choose From Two Different Table Styles

OCISitwell Finishes:



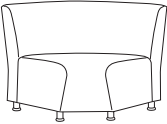


Mahogany, Summit Cherry, Dark Cherry, Clear Maple, Pacific Cherry, OFS Cherry, Summit Maple, OCI Jade, OCI Espresso, Walnut, Cognac, OCI Light Cherry, Black Lacquer, CI Honey, CI Cherry, OCI Café, Slate Grey & Smoke Grey

Optional Power Unit consists of 1 power module and 2 USB ports. Six foot power cord is standard. Silver flush mounted cover plate. Units will be located on right front as seated unless otherwise specified.

2020 GIZA TECHNOLOGIES & STUDIO **GSA**



Refer to page 6 for New OCI Sitwell Freight Program.

Model	Description	FABRIC / LEATHER GRADES									
		1 COM	2	3 COL	4	5	6	7	8	L1	L2
552L/R	Left or Right 51 W x 29 D x 33.5 H Seat: 47.5 W x 21.5 D Seat Height: 19 Arm Height: 26 COM: 4.75 yds. Carton: 43 Cu. Ft. Ship Weight: 77 lbs.	1980	2180	2280	2405	2580	2705	2880	3080	NA	3980
											
550W	Wedge 30 W x 35 D x 33.5 H Seat: 22 W x 21.5 D Seat Height: 19 COM: 3.25 yds. Carton: 43 Cu. Ft. Ship Weight: 46 lbs.	1500	1660	1750	1865	1995	2150	2275	2400	NA	3000
											
550CW	Corner Wedge 52 W x 31 D x 33.5 H Seat: 24.75 W x 21.5 D Seat Height: 19 COM: 5 yds. Carton: 43 Cu. Ft. Ship Weight: 85 lbs.	2000	2250	2385	2550	2725	2900	3175	3295	NA	4500
											
550IT	Inner Table 24 W x 24 D x 16 H COM: 1 yds. Carton: 9 Cu. Ft. Ship Weight: 47 lbs.	1190	1245	1310	1335	1405	1430	1465	1515	NA	1640
											
550CT	Corner Table 30 W x 30 D x 16 H COM: 1.5 yds. Carton: 11 Cu. Ft. Ship Weight: 55 lbs.	1500	1585	1635	1700	1800	1850	1925	1975	NA	2025
											
	When space planning, allow 39" x 39" from corner										

Optional / Upgrades

Unite Ganging Bracket	\$120 List
Ganging Bracket	\$100 List
Power Unit	\$360 List
Solid Wood Tablet Arm with Side Stow	\$525 List

Refer to terms and conditions for general information regarding fabrics, finishes, warranty, freight, complete condition of sales and more.

Effective Date: 3/15/2021 | ocisitwell.com

TUX | Reception Seating

Product Features:

- Engineered Solid Alder Hardwood Frames
- Separate Seat Cushion With Steel Sinuous Spring Suspension
- High Resilient Long Lasting Polyfoam
- Standard Chrome, Black Leg Option
- Tablet Arm Option Available with Side Stow
- 300 LB Test Rating
- 4 Different Styles of Free Standing Tables (pages 35, 36)

OCISitwell Finishes:

Mahogany, Summit Cherry, Dark Cherry, Clear Maple, Pacific Cherry, OFS Cherry, Summit Maple, OCI Jade, OCI Espresso, Walnut, Cognac, OCI Light Cherry, Black Lacquer, CI Honey, CI Cherry, OCI Café, Slate Grey & Smoke Grey

Optional Power Unit consists of 1 power module and 2 USB ports. Six foot power cord is standard. Silver flush mounted cover plate. Units will be located on right front as seated unless otherwise specified.

2020 GSA TECHNOLOGIES STUDIO

GSA



Refer to page 6 for New OCI Sitwell Freight Program.

Model	Description	FABRIC / LEATHER GRADES									
		1 COM	2	3 COL	4	5	6	7	8	L1	L2
560	Club Chair 31 W x 30.5 D x 33.5 H Seat: 23.25 W x 20.5 D Seat Height: 18 Arm Height: 27 COM: 5 yds. Carton: 24 Cu. Ft. Ship Weight: 70 lbs.	1750	1930	2025	2140	2275	2435	2575	2700	2500	3800
562	Love Seat 56.25 W x 30.5 D x 33.5 H Seat: 48.5 W x 20.5 D Seat Height: 18 Arm Height: 27 COM: 7.5 yds. Carton: 43 Cu. Ft. Ship Weight: 112 lbs.	2425	2750	2875	3120	3335	3620	3925	4150	3625	4925
563	Sofa 78.5 W x 30.5 D x 33.5 H Seat: 70.5 W x 20.5 D Seat Height: 18 Arm Height: 27 COM: 10 yds. Carton: 58 Cu. Ft. Ship Weight: 137 lbs.	2860	3335	3435	3710	3985	4160	4560	4855	4660	6060

Optional / Upgrades

Choose from Chrome or Black Leg Option	No Charge
Solid Wood Tablet Arm with Side Stow	\$525 List
Power Unit	\$360 List

- When combining material of different grades, use the higher grade. When combining materials of the same grade, Two Tone \$60 List.

IMPERIAL | Reception Seating

GSA

Product Features:

- Engineered Solid Alder Hardwood Frames
- Fixed Seat Cushion With Steel Sinuous Spring Suspension
- High Resilient Long Lasting Polyfoam
- Wood Legs Standard in 18 Finishes
- Tablet Arm Option Available with Side Stow
- Choose From Plain Back or Two Different Sewing Patterns (CS-Cross Stitch or HS-Horizontal Stitch)
- 4 Different Styles of Free Standing Tables (pages 35, 36)

OCISitwell Finishes:

Mahogany, Summit Cherry, Dark Cherry, Clear Maple, Pacific Cherry, OFS Cherry, Summit Maple, OCI Jade, OCI Espresso, Walnut, Cognac, OCI Light Cherry, Black Lacquer, CI Honey, CI Cherry, OCI Café, Slate Grey & Smoke Grey

Optional Power Unit consists of 1 power module and 2 USB ports. Six foot power cord is standard. Silver flush mounted cover plate. Units will be located on right front as seated unless otherwise specified.



Refer to page 6 for New OCI Sitwell Freight Program.

Model	Description	FABRIC / LEATHER GRADES									
		1 COM	2	3 COL	4	5	6	7	8	L1	L2
570	Club Chair 30.5 W x 31.75 D x 36 H Seat: 21.75 W x 20 D Seat Height: 19 Arm Height: 26 COM: 4.25 yds. Carton: 24 Cu. Ft. Ship Weight: 65 lbs.	1800	1960	2050	2165	2295	2450	2575	2700	2500	3300
572	Love Seat 64 W x 31.75 D x 36 H Seat: 55 W x 20 D Seat Height: 19 Arm Height: 26 COM: 7 yds. Carton: 43 Cu. Ft. Ship Weight: 107 lbs.	2450	2750	2845	3100	3300	3550	3845	4050	3650	4850

Optional / Upgrades

Solid Wood Tablet Arm with Side Stow	\$525 List
Power Unit	\$360 List

- When combining material of different grades, use the higher grade. When combining materials of the same grade, Two Tone \$60 List.
- Custom wood finishes available upon request
- add \$195.00 Net per color.

TAHOE | Reception Seating

GSA

Product Features:

- Engineered Solid Alder Hardwood Frames
- Fixed Seat Cushion With Steel Sinuous Spring Suspension
- High Resilient Long Lasting Polyfoam
- Chrome, Pewter or Satin Nickel Leg
- Mobile Front Caster Option with Satin Nickel Back Handle
- Tablet Arm Option Available with Side Stow
- 300 LB Test Rating
- 4 Different Styles of Free Standing Tables (pages 35, 36)

OCISitwell Finishes:

Mahogany, Summit Cherry, Dark Cherry, Clear Maple, Pacific Cherry, OFS Cherry, Summit Maple, OCI Jade, OCI Espresso, Walnut, Cognac, OCI Light Cherry, Black Lacquer, CI Honey, CI Cherry, OCI Café, Slate Grey & Smoke Grey

Optional Power Unit consists of 1 power module and 2 USB ports. Six foot power cord is standard. Silver flush mounted cover plate. Units will be located on right front as seated unless otherwise specified.



Refer to page 6 for New OCI Sitwell Freight Program.

Model	Description	FABRIC / LEATHER GRADES									
		1 COM	2	3 COL	4	5	6	7	8	L1	L2
590	Club Chair 31.5 W x 31 D x 33.5 H Seat: 22.75 W x 21.25 D Seat Height: 19 Arm Height: 25.24 COM: 4.25 yds. Carton: 24 Cu. Ft. Ship Weight: 73 lbs.	1650	1810	1900	2015	2145	2300	2425	2550	2400	3150
592	Love Seat 64 W x 31.75 D x 36 H Seat: 55 W x 20 D Seat Height: 19 Arm Height: 25.24 COM: 6.75 yds. Carton: 43 Cu. Ft. Ship Weight: 107 lbs.	2300	2600	2695	2950	3150	3400	3695	3900	3500	4700

Optional / Upgrades

Choose from Chrome, Pewter or Satin Nickel Legs	No Charge
Solid Wood Tablet Arm with Side Stow	\$525 List
590 Mobile with Front Casters & Satin Nickel Back Handle	\$195 List
Power Unit	\$360 List

- When combining material of different grades, use the higher grade. When combining materials of the same grade, Two Tone \$60 List.

STYLE | Reception Seating

Product Features:

- Engineered Solid Alder Hardwood Frames
- Fixed Seat Cushion With Steel Sinuous Spring Suspension
- High Resilient Long Lasting Polyfoam
- Standard Satin Nickel Legs
- Tablet Arm Option Available with Side Stow
- 300 LB Test Rating

OCISitwell Finishes:

Mahogany, Summit Cherry, Dark Cherry, Clear Maple, Pacific Cherry, OFS Cherry, Summit Maple, OCI Jade, OCI Espresso, Walnut, Cognac, OCI Light Cherry, Black Lacquer, CI Honey, CI Cherry, OCI Café, Slate Grey & Smoke Grey

Optional Power Unit consists of 1 power module and 2 USB ports. Six foot power cord is standard. Silver flush mounted cover plate. Units will be located on right front as seated unless otherwise specified.



Refer to page 6 for New OCI Sitwell Freight Program.

Model	Description	FABRIC / LEATHER GRADES									
		1 COM	2	3 COL	4	5	6	7	8	L1	L2
600	Club Chair 29 W x 30 D x 33 H Seat: 22.5 W x 21.5 D Seat Height: 19 Arm Height: 25.5 COM: 4 yds. Carton: 24 Cu. Ft. Ship Weight: 65 lbs.	1700	1860	1950	2065	2195	2350	2475	2600	2400	3000
602	Love Seat 54.25 W x 30 D x 33 H Seat: 47.5 W x 21.5 D Seat Height: 19 Arm Height: 25.5 COM: 6.5 yds. Carton: 43 Cu. Ft. Ship Weight: 98 lbs.	2300	2550	2685	2850	3025	3250	3550	3675	3200	4100
603	Sofa 76 W x 30 D x 33 H Seat: 69.5 W x 21.5 D Seat Height: 19 Arm Height: 25.5 COM: 8 yds. Carton: 58 Cu. Ft. Ship Weight: 121 lbs.	2800	3125	3250	3495	3710	3995	4300	4525	4000	5400

Optional / Upgrades

Solid Wood Tablet Arm with Side Stow

\$525 List

Power Unit

\$360 List

- When combining material of different grades, use the higher grade. When combining materials of the same grade, Two Tone \$60 List.

HARMONY | Reception Seating

Product Features:

- Engineered Solid Alder Hardwood Frames
- Fixed Seat Cushion With Steel Sinuous Spring Suspension
- High Resilient Long Lasting Polyfoam
- Standard Black Wood Legs
- Chrome or Satin Nickel Legs Optional
- Tablet Arm Option Available with Side Stow
- 300 LB Test Rating
- 4 Different Styles of Free Standing Tables (pages 35, 36)

OCISitwell Finishes:

Mahogany, Summit Cherry, Dark Cherry, Clear Maple, Pacific Cherry, OFS Cherry, Summit Maple, OCI Jade, OCI Espresso, Walnut, Cognac, OCI Light Cherry, Black Lacquer, CI Honey, CI Cherry, OCI Café, Slate Grey & Smoke Grey

2020 GIZA
TECHNOLOGIES & STUDIO



Refer to page 6 for New OCI Sitwell Freight Program.

Model	Description	FABRIC / LEATHER GRADES								L1	L2
		1 COM	2	3 COL	4	5	6	7	8		
610	Club Chair 31.5 W x 30 D x 31.5 H Seat: 19.25 W x 20.25 D Seat Height: 19 Arm Height: 23.5 COM: 3.75 yds. Carton: 24 Cu. Ft. Ship Weight: 70 lbs.	1225	1385	1475	1590	1720	1875	2000	2125	NA	2725
613	Sofa 75.25 W x 30 D x 31.25 H Seat: 55 W x 20.25 D Seat Height: 19 Arm Height: 23.5 COM: 7 yds. Carton: 43 Cu. Ft. Ship Weight: 153 lbs.	2250	2525	2650	2925	3125	3400	3550	3900	NA	4450

Optional / Upgrades

Solid Wood Tablet Arm with Side Stow
(Includes Alteration to Arms)

\$700 List

Chrome or Satin Nickel Leg Option - 610CL

\$125 List

Optional Wood Leg Finishes

\$125 List

- When combining material of different grades, use the higher grade.
When combining materials of the same grade, Two Tone \$60 List.

TUX LITE | Reception Seating

Product Features:

- Engineered Solid Alder Hardwood Frames
- Fixed Seat Cushion With Steel Sinuous Spring Suspension
- High Resilient Long Lasting Polyfoam
- Standard Brushed Silver Legs
- Wood Legs in 18 Finishes Optional
- Chrome Sled Base Optional
- Tablet Arm Option Available with Side Stow
- 300 LB Test Rating
- 4 Different Styles of Free Standing Tables (pages 35, 36)

OCISitwell Finishes:

Mahogany, Summit Cherry, Dark Cherry, Clear Maple, Pacific Cherry, OFS Cherry, Summit Maple, OCI Jade, OCI Espresso, Walnut, Cognac, OCI Light Cherry, Black Lacquer, CI Honey, CI Cherry, OCI Café, Slate Grey & Smoke Grey

Optional Power Unit consists of 1 power module and 2 USB ports. Six foot power cord is standard. Silver flush mounted cover plate. Units will be located on right front as seated unless otherwise specified.

2020 GIZA TECHNOLOGIES STUDIO GSA



Refer to page 6 for New OCI Sitwell Freight Program.

Model	Description	FABRIC / LEATHER GRADES									
		1 COM	2	3 COL	4	5	6	7	8	L1	L2
710	Club Chair 28.5 W x 30 D x 34.25 H Seat: 22.25 W x 20.75 D Seat Height: 18.5 Arm Height: 26.75 COM: 4 yds. Carton: 24 Cu. Ft. Ship Weight: 68 lbs.	1350	1550	1650	1750	1900	2050	2150	2300	NA	2575
712	Love Seat 55 W x 30 D x 34.25 H Seat: 47.75 W x 20.75 D Seat Height: 18.5 Arm Height: 26.75 COM: 5.5 yds. Carton: 43 Cu. Ft. Ship Weight: 106 lbs.	2200	2450	2575	2725	2900	3100	3250	3400	NA	3900
713	Sofa 72.75 W x 30 D x 34.25 H Seat: 65.75 W x 20.75 D Seat Height: 18.5 Arm Height: 26.75 COM: 7 yds. Carton: 97 Cu. Ft. Ship Weight: 125 lbs.	2825	3100	3275	3520	3735	4020	4325	4550	NA	5100

Optional / Upgrades

Solid Wood Tablet Arm with Side Stow	\$525 List
Wood Leg Option	\$125 List
Chrome Sled Base	\$425 List
Power Unit	\$360 List

- When combining material of different grades, use the higher grade. When combining materials of the same grade, Two Tone \$60 List.



2020 GIZA
TECHNOLOGIES & STUDIO

Product Features:

- Lounge, Love Seat and Sofa Models
- 6" raised legs allow for easy cleaning
- Complementing tables available
- Metal Base available in Chrome, Silver and Black
- Wood Tablet Option available in solid wood
- Power Unit Option available
- Starting List Price \$1,570

Standard Metal Base Finishes:

- C - Chrome
- S - Silver
- B - Black

Optional / Upgrades

Solid Wood Tablet Arm with Side Stow	\$525 List
Power Unit (2 USB, 1 Plug)	\$360 List
Cup Holder	\$175 List

Refer to page 6 for New OCI Sitwell Freight Program.

MASSO | Reception Seating

Product Features:

- Lounge, Love Seat and Sofa Models
- 6" raised legs allow for easy cleaning
- Complementing tables available
- Metal Base available in Chrome, Silver and Black
- Wood Tablet Option available in solid wood
- Power Unit Option available
- Starting List Price \$1,570



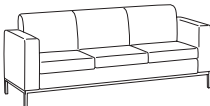
Standard Metal Base Finishes:

- C - Chrome
- S - Silver
- B - Black

2020 GIZA
TECHNOLOGIES RESEARCH STUDIO



Refer to page 6 for New OCI Sitwell Freight Program.

Model	Description	FABRIC / LEATHER GRADES								
		1 COM	2	3 COL	4	5	6	7	8	L2
2001 	Lounge Chair 35 W x 32 D x 34 H Seat: 22 W x 20.5 D Seat Height: 17.5 Arm Height: 27.5 COM: 4.25 yds. Carton: 25 Cu. Ft. Ship Weight: 68 lbs.	1650	1825	1950	2030	2175	2300	2425	2575	3245
2002 	Love Seat 61 W x 32 D x 34 H Seat: 48 W x 20.5 D Seat Height: 17.5 Arm Height: 27.5 COM: 6 yds. Carton: 44 Cu. Ft. Ship Weight: 97 lbs.	2241	2491	2626	2791	2966	3191	3491	3616	4936
2003 	Sofa 82 W x 32 D x 34 H Seat: 69 W x 20.5 D Seat Height: 17.5 Arm Height: 27.5 COM: 7.75 yds. Carton: 58 Cu. Ft. Ship Weight: 127 lbs.	2850	3175	3300	3575	3840	4120	4400	4700	6350

Optional / Upgrades

Solid Wood Tablet Arm with Side Stow	\$525 List
Power Unit (2 USB, 1 Plug)	\$360 List
Cup Holder	\$175 List

- When combining material of different grades, use the higher grade.
When combining materials of the same grade, Two Tone \$60 List.



2020 GIZA
TECHNOLOGIES & STUDIO

Product Features:

- Square, Round and Rectangular top shapes
- Designed to coordinate with Masso Seating Line
- Laminate and Veneer top material options
- Laminate and Veneer tops are .75" thick
- Laminate available in 6 standard colors
- For custom Laminate or Veneer options pre-approval is required. Please contact customer service.
- Veneer available in all standard OCI finishes on Maple. Please refer to our website for current veneer colors
- Standard laminate top finishes comes standard with matching PVC edge color
- For veneer tops, edge will match top finish color, unless specified
- Square metal legs available in 3 standard finishes Chrome, Silver and Black
- All dimensions are nominal
- Tables available in 17" and 20" heights
- Refer to terms and conditions for general information, finishes, warranty, freight and complete terms and condition of sales and more.

Standard Metal Leg Finishes:

- C - Chrome
- S - Silver
- B - Black

Standard Laminate Finishes:

- White
- Black
- Fog
- Bleached Legno
- Millennium Oak
- Weathered Ash

Optional / Upgrades

For Custom Laminate or Custom Finish on Veneer
Please call for Special Pricing

Refer to page 6 for New OCI Sitwell Freight Program.

MASSO | Occasional Tables

Product Features:

- Square, Round and Rectangular top shapes
- Designed to coordinate with Masso Seating Line
- Laminate and Veneer top material options
- Laminate and Veneer tops are .75" thick
- Laminate available in 6 standard colors
- For custom Laminate or Veneer options pre-approval is required.
Please contact customer service.
- Veneer available in all standard OCI finishes on Maple.
Please refer to our website for current veneer colors
- Standard laminate top finishes comes standard with matching PVC edge color
- For veneer tops, edge will match top finish color, unless specified
- Square metal legs available in 3 standard finishes
Chrome, Silver and Black

- All dimensions are nominal
- Tables available in 17" and 20" heights
- Refer to terms and conditions for general information, finishes, warranty, freight and complete terms and condition of sales and more.

Standard Metal Base Finishes:

- C - Chrome
- S - Silver
- B - Black




Standard Laminate Finishes:

- White
- Black
- Fog
- Bleached Legno
- Millennium Oak
- Weathered Ash

2020 GIZA
TECHNOLOGIES | STUDIO



Refer to page 6 for New OCI Sitwell Freight Program.

Table Shape	Model	Description	Laminate Top (-L)	Veneer Top (-V)
Square 	TMK222217	22 W x 22 D x 17 H Ship Weight: 16 lbs. Carton: 8 Cu. Ft.	805	845
	TMK222220	22 W x 22 D x 20 H Ship Weight: 18 lbs. Carton: 8 Cu. Ft.	820	860
	TMK303017	30 W x 30 D x 17 H Ship Weight: 30 lbs. Carton: 14 Cu. Ft.	1010	1060
	TMK303020	30 W x 30 D x 20 H Ship Weight: 32 lbs. Carton: 14 Cu. Ft.	1025	1070
Round 	TMK2217	22 Dia x 17 H Ship Weight: 16 lbs. Carton: 8 Cu. Ft.	845	885
	TMK2220	22 Dia x 20 H Ship Weight: 18 lbs. Carton: 8 Cu. Ft.	860	900
	TMK3017	30 Dia x 17 H Ship Weight: 30 lbs. Carton: 14 Cu. Ft.	1300	1365
	TMK3020	30 Dia x 20 H Ship Weight: 32 lbs. Carton: 14 Cu. Ft.	1315	1380
Rectangular 	TMK482017	48 W x 20 D x 17 H Ship Weight: 35 lbs. Carton: 14.6 Cu. Ft.	1100	1155

Optional / Upgrades

For Custom Laminate or Custom Finish on Veneer
Please call for Special Pricing

Refer to terms and conditions for general information regarding fabrics, finishes, warranty, freight, complete condition of sales and more..

Effective Date: 9/1/2021 | ocisitwell.com



2020 GIZA
TECHNOLOGIES RSTUDIO

Product Features:

- Lounge, Extended Lounge, Love Seat and Sofa in Arm and Armless Models
- 8" raised legs allow for easy cleaning
- Signature Metal Legs available in Chrome, Silver and Black
- Wood Tablet Option available for both Arm and Armless Models.
Tablet Side Stow feature available on Arm Models only.
- Power Unit Option (2 USB, 1 Plug)

Standard Metal Leg Finishes:

- C - Chrome
- S - Silver
- B - Black

Optional / Upgrades

Solid Wood Tablet Arm with Side Stow
(Tablet Side Stow feature available on Arm Models Only) **\$525 List**

Power Unit (2 USB, 1 Plug) **\$360 List**

Refer to page 6 for New OCI Sitwell Freight Program.

INSTINT | Reception Seating

Product Features:

- Lounge, Extended Lounge, Love Seat and Sofa in Arm and Armless Models
- 8" raised legs allow for easy cleaning
- Signature Metal Legs available in Chrome, Silver and Black
- Wood Tablet Option available for both Arm and Armless Models. Tablet Side Stow feature available on Arm Models only.
- Power Unit Option (2 USB, 1 Plug)




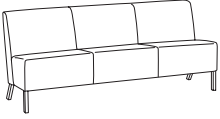
Standard Metal Leg Finishes:

- C - Chrome
- S - Silver
- B - Black



2020 GIZA
TECHNOLOGIES & STUDIO

Refer to page 6 for New OCI Sitwell Freight Program.

Model	Description	FABRIC / LEATHER GRADES								
		1 COM	2	3 COL	4	5	6	7	8	L2
2200 	Lounge Chair Armless 22 W x 30 D x 32 H Seat: 22 W x 20 D Seat Height: 17.5 COM: 2 yds. Col: 33 Sq. Ft. Carton: 17.5 Cu. Ft. Ship Weight: 41 lbs.	1332	1410	1482	1582	1682	1747	1852	1957	2632
2201 	Lounge Chair Extended Seat Armless 28 W x 30 D x 32 H Seat: 28 W x 20 D Seat Height: 17.5 COM: 2.25 yds. Col: 43 Sq. Ft. Carton: 23.5 Cu. Ft. Ship Weight: 45 lbs.	1698	1788	1875	2023	2123	2223	2298	2423	3096
2202 	Love Seat Armless 49 W x 30 D x 32 H Seat: 49 W x 20 D Seat Height: 17.5 COM: 3.5 yds. Col: 69 Sq. Ft. Carton: 36 Cu. Ft. Ship Weight: 72 lbs.	1762	1922	2012	2127	2257	2412	2537	2662	3762
2203 	Sofa Armless 70 W x 30 D x 32 H Seat: 70 W x 20 D Seat Height: 17.5 COM: 5 yds. Col: 104 Sq. Ft. Carton: 51 Cu. Ft. Ship Weight: 88 lbs.	2270	2460	2595	2870	3065	3265	3570	3865	4770

Optional / Upgrades

Solid Wood Tablet with Telescopic Pole	\$525 List
Power Unit (2 USB, 1 Plug)	\$360 List

- When combining material of different grades, use the higher grade.
When combining materials of the same grade, Two Tone \$60 List.

INSTINT | Reception Seating

Product Features:

- Lounge, Extended Lounge, Love Seat and Sofa in Arm and Armless Models
- 8" raised legs allow for easy cleaning
- Signature Metal Legs available in Chrome, Silver and Black
- Wood Tablet Option available for both Arm and Armless Models. Tablet Side Stow feature available on Arm Models only.
- Power Unit Option (2 USB, 1 Plug)




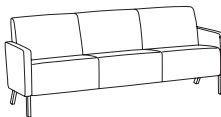
Standard Metal Leg Finishes:

- C - Chrome
- S - Silver
- B - Black

2020 GIZA
TECHNOLOGIES
STUDIO



Refer to page 6 for New OCI Sitwell Freight Program.

Model	Description	FABRIC / LEATHER GRADES								
		1 COM	2	3 COL	4	5	6	7	8	L2
2210 	Lounge Chair Arms Seat: 22 W x 20 D Seat Height: 17.5 COM: 3.75 yds. Col: 74 Sq. Ft. Carton: 19 Cu. Ft. Ship Weight: 48 lbs.	1492	1652	1742	1857	1987	2142	2242	2392	2992
2211 	Lounge Chair Extended Seat Arms 33 W x 30 D x 32 H Seat: 28 W x 20 D Seat Height: 17.5 COM: 4 yds. Col: 79 Sq. Ft. Carton: 26.5 Cu. Ft. Ship Weight: 52 lbs.	1538	1713	1813	1938	2063	2238	2383	2513	3338
2212 	Love Seat Arms 54 W x 30 D x 32 D Seat: 49 W x 20 D Seat Height: 17.5 COM: 5.5 yds. Col: 110 Sq. Ft. Carton: 39 Cu. Ft. Ship Weight: 79 lbs.	1922	2172	2307	2472	2647	2872	3172	3297	4122
2213 	Sofa Arms 75 W x 30 D x 32 H Seat: 70 W x 20 D Seat Height: 17.5 COM: 7 yds. Col: 145 Sq. Ft. Carton: 54 Cu. Ft. Ship Weight: 95 lbs.	2430	2755	2880	3125	3340	3625	3930	4155	5730

Optional / Upgrades

Solid Wood Tablet Arm with Side Stow **\$525 List**

Power Unit (2 USB, 1 Plug) **\$360 List**

- When combining material of different grades, use the higher grade.
When combining materials of the same grade, Two Tone \$60 List.

Refer to terms and conditions for general information regarding fabrics, finishes, warranty, freight, complete condition of sales and more.

Effective Date: 3/15/2021 | ocisitwell.com

UNITE | Modular/Reception Seating



Product Specifications:

- Engineered Solid Alder Hardwood Frames with Web Suspension
- A Modern and Interchangeable Design for Today's Collaborative Hospitality and Open Plan Environments
- Combine Curvilinear and Rectilinear Options Into a Configuration that Suits Your Space
- Left, Right or Armless Arm Options
- Standard Brushed Silver Legs
- Chrome, Satin Nickel or Black (3") Legs Optional
- Tablet Arm Option Available with Side Stow
- 3 Veneer Table Styles Available in 16 OCISitwell Finishes
- Seat, Bench and Ottomans (except round) Can be Specified with Power/USB Option
- 300 LB Test Rating

OCISitwell Finishes:

Mahogany, Summit Cherry, Dark Cherry, Clear Maple, Pacific Cherry, OFS Cherry, Summit Maple, OCI Jade, OCI Espresso, Walnut, Cognac, OCI Light Cherry, Black Lacquer, CI Honey, CI Cherry, OCI Café, Slate Grey & Smoke Grey

Optional Power Unit consists of 1 power module and 2 USB ports. Six foot power cord is standard. Silver flush mounted cover plate. Units will be located on right front as seated unless otherwise specified.

Optional / Upgrades

1001C Mobile Front Caster & Back Handle	\$195 List
Power Unit	\$360 List
Solid Wood Tablet Arm with Side Stow	\$525 List
Solid Wood Tablet with Telescopic Pole (see page 28)	\$525 List
Table Top Power Supply	\$686 List
Wood Legs in 16 Finishes	\$125 List
500CL Chrome, Satin Nickel or Black (3") Legs Option	\$95 List
Ganging Option	\$100 List

- When combining material of different grades, use the higher grade. When combining materials of the same grade, Two Tone \$60 List.

Refer to page 6 for New OCI Sitwell Freight Program.

UNITE | Modular/Reception Seating

Product Features:

- Engineered Solid Alder Hardwood Frames with Web Suspension
- A Modern and Interchangeable Design for Today's Collaborative Hospitality and Open Plan Environments
- Combine Curvilinear and Rectilinear Options Into a Configuration that Suits Your Space
- Left, Right or Armless Arm Options
- Standard Brushed Silver Legs
- Chrome, Satin Nickel or Black (3") Legs Optional
- Tablet Arm Option Available with Side Stow
- 3 Veneer Table Styles Available in 16 OCISitwell Finishes

- Seat, Bench and Ottomans (except round) Can be Specified with Power/USB Option
- 300 LB Test Rating

OCISitwell Finishes:





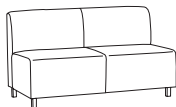

Mahogany, Summit Cherry, Dark Cherry, Clear Maple, Pacific Cherry, OFS Cherry, Summit Maple, OCl Jade, OCl Espresso, Walnut, Cognac, OCl Light Cherry, Black Lacquer, Cl Honey, Cl Cherry, OCl Café, Slate Grey & Smoke Grey

Optional Power Unit consists of 1 power module and 2 USB ports. Six foot power cord is standard. Silver flush mounted cover plate. Units will be located on right front as seated unless otherwise specified.

2020 GIZA
TECHNOLOGIES | STUDIO GSA



Refer to page 6 for New OCl Sitwell Freight Program.

Model	Description	FABRIC / LEATHER GRADES									
		1 COM	2	3 COL	4	5	6	7	8	L1	L2
1001C	Club Chair 31 W x 27 D x 33.5 H Seat: 23 W x 20.5 D Seat Height: 18 Arm Height: 25 COM: 4 yds. Carton: 24 Cu. Ft. Ship Weight: 61 lbs.	1630	1780	1930	2030	2180	2330	2430	2580	NA	2780
											
1001	Armless 23 W x 27 D x 33.5 H Seat: 23 W x 20.5 D Seat Height: 18 Arm Height: NA COM: 2.75 yds. Carton: 24 Cu. Ft. Ship Weight: 39 lbs.	1400	1525	1605	1695	1795	1855	1965	2055	NA	2500
											
1001L/R	Left or Right 27 W x 27 D x 33.5 H Seat: 23 W x 20.5 D Seat Height: 18 Arm Height: 25 COM: 3.25 yds. Carton: 24 Cu. Ft. Ship Weight: 51 lbs.	1500	1660	1750	1865	1995	2150	2275	2400	NA	2600
											
1002C	Love Seat (48")	2300	2575	2685	2850	3025	3225	3450	3625	NA	4500
1003C	Love Seat (60") 56 / 68 W x 27 D x 33.5 H Seat: 48 / 60 W x 20.5 D Seat Height: 18 Arm Height: 25 COM: 6 / 7.75 yds. Carton: 43 / 97 Cu. Ft. Ship Weight: 82 / 98 lbs.	2700	3025	3110	3325	3570	3855	4060	4325	NA	5100
											
1002	Armless (48")	2055	2205	2355	2455	2605	2755	2855	3005	NA	3255
1003	Armless (60") 48 / 60 W x 27 D x 33.5 H Seat: 48 / 60 W x 20.5 D Seat Height: 18 Arm Height: NA COM: 4 / 5.75 yds. Carton: 43 / 97 Cu. Ft. Ship Weight: 64 / 76 lbs.	2460	2735	2845	3010	3185	3385	3610	3785	NA	4460
											
1002L/R	Left or Right (48")	2200	2400	2500	2625	2850	3000	3175	3400	NA	4400
1003L/R	Left or Right (60") 52 / 64 W x 27 D x 33.5 H Seat: 48 / 60 W x 20.5 D Seat Height: 18 Arm Height: 25 COM: 5 / 7.25 yds. Carton: 43 / 97 Cu. Ft. Ship Weight: 75 / 87 lbs.	2700	3025	3110	3325	3510	3855	4060	4325	NA	5100
											

Refer to terms and conditions for general information regarding fabrics, finishes, warranty, freight, complete condition of sales and more.

Effective Date: 3/15/2021 | ocisitwell.com

UNITE | Modular/Reception Seating

Product Features:

- Engineered Solid Alder Hardwood Frames with Web Suspension
- A Modern and Interchangeable Design for Today's Collaborative Hospitality and Open Plan Environments
- Combine Curvilinear and Rectilinear Options Into a Configuration that Suits Your Space
- Left, Right or Armless Arm Options
- Standard Brushed Silver Legs
- Chrome, Satin Nickel or Black (3") Legs Optional
- Tablet Arm Option Available with Side Stow
- 3 Veneer Table Styles Available in 16 OCISitwell Finishes

- Seat, Bench and Ottomans (except round) Can be Specified with Power/USB Option
- 300 LB Test Rating

OCISitwell Finishes:

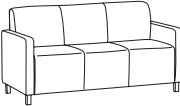

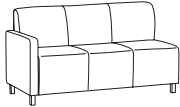



Mahogany, Summit Cherry, Dark Cherry, Clear Maple, Pacific Cherry, OFS Cherry, Summit Maple, OCI Jade, OCI Espresso, Walnut, Cognac, OCI Light Cherry, Black Lacquer, CI Honey, CI Cherry, OCI Café, Slate Grey & Smoke Grey

Optional Power Unit consists of 1 power module and 2 USB ports. Six foot power cord is standard. Silver flush mounted cover plate. Units will be located on right front as seated unless otherwise specified.

2020 GIZA TECHNOLOGIES & STUDIO **GSA**



Refer to page 6 for New OCI Sitwell Freight Program.

Model	Description	FABRIC / LEATHER GRADES									
		1 COM	2	3 COL	4	5	6	7	8	L1	L2
1003SC	Sofa (69") 77 W x 27 D x 33.5 H Seat: 69 W x 20.5 D Seat Height: 18 Arm Height: 25 COM: 8.5 yds. Carton: 97 Cu. Ft. Ship Weight: 108 lbs.	2950	3375	3475	3675	3900	4225	4400	4775	NA	5650
											
1003S	Armless 69 W x 27 D x 33.5 H Seat: 69 W x 20.5 D Seat Height: 18 Arm Height: NA COM: 6 yds. Carton: 97 Cu. Ft. Ship Weight: 86 lbs.	2700	2975	3085	3250	3425	3625	3850	4025	NA	4900
											
1003SL/R	Left or Right 73 W x 27 D x 33.5 H Seat: 69 W x 20.5 D Seat Height: 18 Arm Height: 25 COM: 7.25 yds. Carton: 97 Cu. Ft. Ship Weight: 97 lbs.	2800	3125	3210	3425	3670	3955	4160	4425	NA	5200
											
1004	Corner 27 W x 27 D x 33.5 H Seat: 20.5 W x 20.5 D Seat Height: 18 Arm Height: NA COM: 4 yds. Carton: 24 Cu. Ft. Ship Weight: 54 lbs.	1870	2020	2170	2270	2370	2570	2670	2820	NA	3070
											
1005	30° Curved Setee - OR 41 W x 27 D x 33.5 H Seat: 27.5 - 37 W x 20.5 D Seat Height: 18 Arm Height: NA COM: 4 yds. Carton: 45 Cu. Ft. Ship Weight: 56 lbs.	2085	2235	2385	2485	2635	2785	2885	3035	NA	3285
											
1006	30° Curved Setee - IR 41 W x 27 D x 33.5 H Seat: 27.5 - 38 W x 20.5 D Seat Height: 18 Arm Height: 25 COM: 4 yds. Carton: 45 Cu. Ft. Ship Weight: 55 lbs.	2085	2235	2385	2485	2635	2785	2885	3035	NA	3285
											

UNITE | Modular/Reception Seating

Product Features:

- Engineered Solid Alder Hardwood Frames with Web Suspension
- A Modern and Interchangeable Design for Today's Collaborative Hospitality and Open Plan Environments
- Combine Curvilinear and Rectilinear Options Into a Configuration that Suits Your Space
- Left, Right or Armless Arm Options
- Standard Brushed Silver Legs
- Chrome, Satin Nickel or Black (3") Legs Optional
- Tablet Arm Option Available with Side Stow
- 3 Veneer Table Styles Available in 16 OCISitwell Finishes

- Seat, Bench and Ottomans (except round) Can be Specified with Power/USB Option
- 300 LB Test Rating

OCISitwell Finishes:



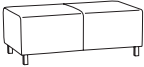
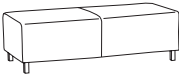
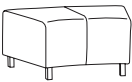
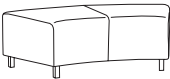
Mahogany, Summit Cherry, Dark Cherry, Clear Maple, Pacific Cherry, OFS Cherry, Summit Maple, OCI Jade, OCI Espresso, Walnut, Cognac, OCI Light Cherry, Black Lacquer, CI Honey, CI Cherry, OCI Café, Slate Grey & Smoke Grey

Optional Power Unit consists of 1 power module and 2 USB ports. Six foot power cord is standard. Silver flush mounted cover plate. Units will be located on right front as seated unless otherwise specified.

2020 GIZA
TECHNOLOGIES & STUDIO **GSA**



Refer to page 6 for New OCI Sitwell Freight Program.

Model	Description	FABRIC / LEATHER GRADES									
		1 COM	2	3 COL	4	5	6	7	8	L1	L2
1007	45° Curved Setee - OR 59.5 W x 27 D x 33.5 H Seat: 40 - 55 W x 20.5 D Seat Height: 18 Arm Height: NA COM: 5.75 yds. Carton: 48 Cu. Ft. Ship Weight: 74 lbs.	2310	2585	2695	2860	3035	3235	3460	3635	NA	4510
											
1008	45° Curved Setee - IR 59.5 W x 27 D x 33.5 H Seat: 40 - 54 W x 20.5 D Seat Height: 18 Arm Height: 25 COM: 6 yds. Carton: 48 Cu. Ft. Ship Weight: 72 lbs.	2310	2585	2695	2860	3035	3235	3460	3635	NA	4510
											
1009	Bench (48") NA W x NA D x NA H Seat: 48 W x 27 D Seat Height: 18 Arm Height: NA COM: 2.75 yds. Carton: 24 Cu. Ft. Ship Weight: 48 lbs.	1460	1585	1665	1715	1785	1860	1985	2090	NA	2560
											
1010	Bench (60") NA W x NA D x NA H Seat: 60 W x 27 D Seat Height: 18 Arm Height: NA COM: 4 yds. Carton: 24 Cu. Ft. Ship Weight: 61 lbs.	1700	1850	2000	2100	2250	2400	2500	2650	NA	2900
											
1011	30° Bench NA W x NA D x NA H Seat: 27 - 41 W x 27 D Seat Height: 18 Arm Height: NA COM: 3 yds. Carton: 24 Cu. Ft. Ship Weight: 61 lbs.	1700	1860	1920	2020	2095	2165	2240	2350	NA	2900
											
1012	45° Bench NA W x NA D x NA H Seat: 40 - 59.5 W x 27 D Seat Height: 18 Arm Height: NA COM: 4 yds. Carton: 24 Cu. Ft. Ship Weight: 61 lbs.	1700	1850	2000	2100	2250	2400	2500	2650	NA	2900
											

Refer to terms and conditions for general information regarding fabrics, finishes, warranty, freight, complete condition of sales and more.

Effective Date: 3/15/2021 | ocisitwell.com

UNITE | Modular/Reception Seating

Product Features:

- Engineered Solid Alder Hardwood Frames with Web Suspension
- A Modern and Interchangeable Design for Today's Collaborative Hospitality and Open Plan Environments
- Combine Curvilinear and Rectilinear Options Into a Configuration that Suits Your Space
- Left, Right or Armless Arm Options
- Standard Brushed Silver Legs
- Chrome, Satin Nickel or Black (3") Legs Optional
- Tablet Arm Option Available with Side Stow
- 3 Veneer Table Styles Available in 16 OCISitwell Finishes

- Seat, Bench and Ottomans (except round) Can be Specified with Power/USB Option
- 300 LB Test Rating

OCISitwell Finishes:








Mahogany, Summit Cherry, Dark Cherry, Clear Maple, Pacific Cherry, OFS Cherry, Summit Maple, OCI Jade, OCI Espresso, Walnut, Cognac, OCI Light Cherry, Black Lacquer, CI Honey, CI Cherry, OCI Café, Slate Grey & Smoke Grey

Optional Power Unit consists of 1 power module and 2 USB ports. Six foot power cord is standard. Silver flush mounted cover plate. Units will be located on right front as seated unless otherwise specified.

2020 GIZA
TECHNOLOGIES & STUDIO **GSA**



Refer to page 6 for New OCI Sitwell Freight Program.

Model	Description	FABRIC / LEATHER GRADES										L1	L2
		1 COM	2	3 COL	4	5	6	7	8				
1013	Square Ottoman (24") Seat: 24 W x 24 D Seat Height: 18 COM: 1.75 yds. Carton: 9 Cu. Ft. Ship Weight: 32 lbs.	940	1020	1090	1190	1315	1365	1490	1565			NA	1940
													
1014	Square Ottoman (27") Seat: 27 W x 27 D Seat Height: 18 COM: 2.5 yds. Carton: 9 Cu. Ft. Ship Weight: 36 lbs.	1190	1325	1405	1475	1570	1630	1715	1815			NA	2290
													
1015	Round Ottoman (24") Seat: 24 W x 24 D Seat Height: 18 COM: 2 yds. Carton: 9 Cu. Ft. Ship Weight: 38 lbs.	1090	1200	1280	1365	1465	1540	1640	1740			NA	2090
													
1016	Round Ottoman (30") Seat: 30 W x 30 D Seat Height: 18 COM: 2 yds. Carton: 11 Cu. Ft. Ship Weight: 41 lbs. (48 lbs. cartoned)	1500	1610	1690	1775	1875	1950	2050	2150			NA	2500
													
1017	Inner Table 16.25 - 24.5 W x 27 D x 18 H COM: 1 yds. Carton: 9 Cu. Ft. Ship Weight: 48 lbs.	1335	1425	1485	1585	1685	1760	1860	1960			NA	2335
													
1018	End Table (27" x 27") 27 W x 27 D x 18 H COM: 1.75 yds. Carton: 11 Cu. Ft. Ship Weight: 47 lbs.	1450	1560	1640	1700	1825	1900	2000	2100			NA	2450
													
1019	Corner Table (30" x 30") 30 W x 30 D x 18 H COM: 2 yds. Carton: 11 Cu. Ft. Ship Weight: 54 lbs.	1650	1760	1840	1925	2025	2100	2200	2300			NA	2650
													

TL / TLF | Occasional and Reception Tables

OCISitwell offers four styles of occasional tables to fit all your design requirements. Choose from end tables, coffee tables, round tables and sofa tables. All of our tables are hand crafted to ensure quality and finish that meets the demands of our customers. Our rectilinear tables are made with veneer tops, mitered hardwood edge banding and solid hardwood aprons and legs. Round tables are constructed with solid hardwood tops, aprons and legs.

OCISitwell Finishes:

Mahogany, Summit Cherry, Dark Cherry, Clear Maple, Pacific Cherry, OFS Cherry, Summit Maple, OCI Jade, OCI Espresso, Walnut, Cognac, OCI Light Cherry, Black Lacquer, CI Honey, CI Cherry, OCI Café, Slate Grey & Smoke Grey

Special Size Tables can be made, starting from \$75 Net. Call OCI for more information and a price quote.





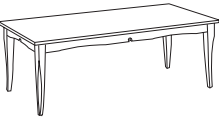

Add a Two-Tone finish for 15% up -charge.

2020 GSA
TECHNOLOGIES STUDIO

GSA



Refer to page 6 for New OCI Sitwell Freight Program.

	Model	Dimensions	Shipping Info	
TL Square Tables				
	TL 2424 End Table	24 W x 24 D x 20 H	Carton: 9 Cu. Ft. Weight: 24 lbs.	874
	TL 2828 End Table	28 W x 28 D x 20 H	Carton: 9 Cu. Ft. Weight: 28 lbs.	930
TL Rectangular Tables				
	TL 2448 Coffee Table	48 W x 24 D x 19 H	Carton: 14 Cu. Ft. Weight: 42 lbs.	985
	TL 1854 Sofa Table	54 W x 18 D x 29 H	Carton: 24 Cu. Ft. Weight: 52 lbs.	1085
TL Round Tables				
	TL 20R Round Table	20 Dia. x 20 H	Carton: 9 Cu. Ft. Weight: 24 lbs.	1025
	TL 24R Round Table	24 Dia. x 20 H	Carton: 9 Cu. Ft. Weight: 28 lbs.	1085
TLF Square Tables				
	TLF 2424 End Table	24 W x 24 D x 20 H	Carton: 9 Cu. Ft. Weight: 24 lbs.	960
	TLF 2828 End Table	28 W x 28 D x 20 H	Carton: 9 Cu. Ft. Weight: 28 lbs.	1000
TLF Rectangular Tables				
	TLF 2448 Coffee Table	48 W x 24 D x 19 H	Carton: 14 Cu. Ft. Weight: 42 lbs.	1065
TLF Round Tables				
	TLF 20R Round Table	20 Dia. x 20 H	Carton: 9 Cu. Ft. Weight: 24 lbs.	1100
	TLF 24R Round Table	24 Dia. x 20 H	Carton: 9 Cu. Ft. Weight: 28 lbs.	1200

Refer to terms and conditions for general information regarding fabrics, finishes, warranty, freight, complete condition of sales and more.

Effective Date: 3/15/2021 | ocisitwell.com

TLT / TLR / TLB | Occasional Tables and Benches

OCISitwell offers four styles of occasional tables to fit all your design requirements. Choose from end tables, coffee tables, round tables and sofa tables. All of our tables are hand crafted to ensure quality and finish that meets the demands of our customers. Our rectilinear tables are made with veneer tops, mitered hardwood edge banding and solid hardwood aprons and legs. Round tables are constructed with solid hardwood tops, aprons and legs.

Refer to page 6 for New OCI Sitwell Freight Program.

OCISitwell Finishes:





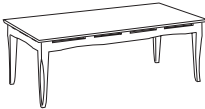

Mahogany, Summit Cherry, Dark Cherry, Clear Maple, Pacific Cherry, OFS Cherry, Summit Maple, OCI Jade, OCI Espresso, Walnut, Cognac, OCI Light Cherry, Black Lacquer, CI Honey, CI Cherry, OCI Café, Slate Grey & Smoke Grey

Special Size Tables can be made, starting from \$50 Net. Call OCI for more information and a price quote.

Add a Two-Tone finish for 15% up -charge.

2020 GIZA TECHNOLOGIES STUDIO GSA



	Model	Dimensions	Shipping Info								
TLT Square Tables											
	TLT 2424 End Table	24 W x 24 D x 20 H	Carton: 9 Cu. Ft. Weight: 24 lbs.	1220							
TLT Rectangular Tables											
	TLT 2448 Coffee Table	48 W x 24 D x 19 H	Carton: 14 Cu. Ft. Weight: 42 lbs.	1320							
TLT Round Tables											
	TLT 20R Round Table	20 Dia. x 20 H	Carton: 9 Cu. Ft. Weight: 24 lbs.	1400							
	TLT 24R Round Table	24 Dia. x 20 H	Carton: 9 Cu. Ft. Weight: 28 lbs.	1500							
TLR Square Tables											
	TLR 2424 End Table	24 W x 24 D x 20 H	Carton: 9 Cu. Ft. Weight: 24 lbs.	1075							
	TLR 2828 End Table	28 W x 28 D x 20 H	Carton: 9 Cu. Ft. Weight: 28 lbs.	1200							
TLR Rectangular Tables											
	TLR 2448 Coffee Table	48 W x 24 D x 19 H	Carton: 14 Cu. Ft. Weight: 42 lbs.	1155							
TLR Round Tables											
	TLR 20R Round Table	20 Dia. x 20 H	Carton: 9 Cu. Ft. Weight: 24 lbs.	1220							
	TLR 24R Round Table	24 Dia. x 20 H	Carton: 9 Cu. Ft. Weight: 28 lbs.	1315							
FABRIC / LEATHER GRADES											
Model / Description		1 COM	2	3 COL	4	5	6	7	8	L1	L2
TLB Benches	TLB2048 Bench 48 W x 20 D x 18 H COM: 1.25 yds. Carton: 24 Cu. Ft. Ship Weight: 52 lbs.	1240	1285	1330	1400	1460	1500	1540	1585	NA	NA
	TLB2060 Bench 60 W x 20 D x 18 H COM: 1.75 yds. Carton: 24 Cu. Ft. Ship Weight: 76 lbs.	1450	1565	1650	1690	1730	1780	1830	1880	NA	NA

Refer to terms and conditions for general information regarding fabrics, finishes, warranty, freight, complete condition of sales and more.

Effective Date: 3/15/2021 | ocisitwell.com

GEO | Guest Seating

Product Features:



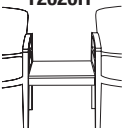
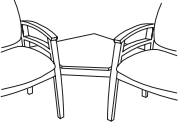
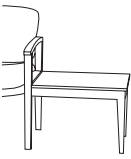
- Solid Beech Hardwood Frames
- 16 OCISitwell Wood Finishes
- High Resilient Poly Foam
- 5-Year Limited Warranty
- 300 lb. BIFMA Test Rating

OCISitwell Finishes:

Mahogany, Summit Cherry, Dark Cherry, Pacific Cherry, OFS Cherry, OCI Jade, OCI Espresso, Walnut, Cognac, OCI Light Cherry, Black Lacquer, CI Cherry, OCI Café, Natural Beech, Slate Grey & Smoke Grey



Refer to page 6 for New OCI Sitwell Freight Program.

Model	Description	FABRIC / LEATHER GRADES									
		1 COM	2	3 COL	4	5	6	7	8	L1	L2
100 	Guest Chair 22 W x 25 D x 34 H Seat: 19.25 W x 20.5 D Seat Height: 19 Arm Height: 26.5 COM: 1.25 yds. Carton: 15 Cu. Ft. Ship Weight: 32 lbs.	650	695	740	810	870	910	950	995	NA	NA
101 	Guest Chair with Armcap 22 W x 25 D x 34 H Seat: 19.25 W x 20.5 D Seat Height: 19 Arm Height: 27 COM: 1.25 yds. Carton: 15 Cu. Ft. Ship Weight: 32 lbs.	765	810	855	925	985	1025	1065	1110	NA	NA
T2020IT 	Inner Table 20 W x 20 D x 20 H Carton: .5 Cu. Ft. Ship Weight: 12 lbs.	725									
T3030CT 	Corner Table 30 W x 30 D x 20 H Carton: 3 Cu. Ft. Ship Weight: 31 lbs. When specifying, you need to allow 36" x 36" in corner	1050									
T2024ET 	End Table 20 W x 24 D x 20 H Carton: 9Cu. Ft. Ship Weight: 27 lbs.	900									

- When combining material of different grades, use the higher grade.
When combining materials of the same grade, Two Tone \$60 List.
- Custom wood finishes available upon request - add \$195.00 Net per color.

Refer to terms and conditions for general information regarding fabrics, finishes, warranty, freight, complete condition of sales and more.

Effective Date: 3/15/2021 | ocisitwell.com

DIVA/SOLO | Guest Seating

Product Features:

- Solid Beech Hardwood Frames
- 16 OCISitwell Wood Finishes
- High Resilient Poly Foam
- 5-Year Limited Warranty
- 300 lb. BIFMA Test Rating

OCISitwell Finishes:

Mahogany, Summit Cherry, Dark Cherry, Pacific Cherry, OFS Cherry, OCI Jade, OCI Espresso, Walnut, Cognac, OCI Light Cherry, Black Lacquer, CI Cherry, OCI Café, Natural Beech, Slate Grey & Smoke Grey



Refer to page 6 for New OCI Sitwell Freight Program.

Model	Description	FABRIC / LEATHER GRADES									
		1 COM	2	3 COL	4	5	6	7	8	L1	L2
151	DIVA Guest Chair 22 W x 22.75 D x 34 H Seat: 19.25 W x 20.5 D Seat Height: 18.5 Arm Height: 26.5 COM: 1 yds. Carton: 17 Cu. Ft. Ship Weight: 33 lbs.	775	820	865	935	995	1035	1075	1120	NA	NA
160	SOLO Guest Chair 21.5 W x 23.25 D x 32.5 H Seat: 18.75 W x 20 D Seat Height: 19 Arm Height: 26 COM: .75 yds. Carton: 17 Cu. Ft. Ship Weight: 31 lbs.	775	820	865	935	995	1035	1075	1120	NA	NA
170	SOLO Guest Chair 21.5 W x 23.25 D x 34.75 H Seat: 19 W x 19 D Seat Height: 19 Arm Height: 26 COM: 1.25 yds. Carton: 17 Cu. Ft. Ship Weight: 32 lbs.	805	850	895	965	1025	1065	1105	1150	NA	NA
171	SOLO Guest Chair 21.5 W x 23.25 D x 34.75 H Seat: 19 W x 19 D Seat Height: 19 Arm Height: 26 COM: 1.25 yds. Carton: 17 Cu. Ft. Ship Weight: 32 lbs.	825	870	915	985	1045	1085	1125	1170	NA	NA

- When combining material of different grades, use the higher grade.
When combining materials of the same grade, Two Tone \$60 List.
- Custom wood finishes available upon request - add \$195.00 Net per color.

Refer to terms and conditions for general information regarding fabrics, finishes, warranty, freight, complete condition of sales and more.

Effective Date: 3/15/2021 | ocisitwell.com

DUO | Guest Seating

Product Features:




- Solid Beech Hardwood Frames
- 16 OCISitwell Wood Finishes
- 270/271 Not available in Vinyl or Leather
- High Resilient Poly Foam
- 5-Year Limited Warranty
- 300 lb. BIFMA Test Rating

OCISitwell Finishes:

Mahogany, Summit Cherry, Dark Cherry, Pacific Cherry, OFS Cherry, OCI Jade, OCI Espresso, Walnut, Cognac, OCI Light Cherry, Black Lacquer, CI Cherry, OCI Café, Natural Beech, Slate Grey & Smoke Grey



Refer to page 6 for New OCI Sitwell Freight Program.

Model	Description	FABRIC / LEATHER GRADES									
		1 COM	2	3 COL	4	5	6	7	8	L1	L2
260	Guest Chair 21.75 W x 22.75 D x 33 H Seat: 19 W x 19 D Seat Height: 19 Arm Height: 26.5 COM: .75 yds. Carton: 17 Cu. Ft. Ship Weight: 37 lbs.	800	845	890	960	1020	1060	1100	1145	NA	NA
											
270	Guest Chair 21.75 W x 23.25 D x 33.5 H Seat: 19 W x 19 D Seat Height: 19 Arm Height: 26.5 COM: 1 yds. Carton: 15 Cu. Ft. Ship Weight: 37 lbs.	830	875	920	990	1050	1090	1130	1175	NA	NA
											
271	Guest Chair 21.75 W x 23.25 D x 33.5 H Seat: 19 W x 19 D Seat Height: 19 Arm Height: 26.5 COM: 1.25 yds. Carton: 15 Cu. Ft. Ship Weight: 36 lbs.	850	895	930	1010	1070	1110	1150	1195	NA	NA
											

- When combining material of different grades, use the higher grade.
When combining materials of the same grade, Two Tone \$60 List.
- Custom wood finishes available upon request - add \$195.00 Net per color.

ENTOURAGE | Guest Reception Seating

Product Features:

- Solid Maple Hardwood Frames
- Small Gap For Clean-Out For Healthcare Applications
- 18 OCISitwell Wood Finishes
- 3 Different Gangable Tables and 4 Different Styles of Free Standing Tables (pages 35,36)
- Special Spacer Designed to Attach Multiple Chairs - \$120 List
- 300 lb. BIFMA Test Rating




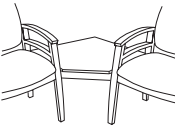
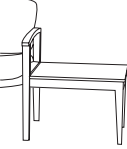
OCISitwell Finishes:

Mahogany, Summit Cherry, Dark Cherry, Clear Maple, Pacific Cherry, OFS Cherry, Summit Maple, OCI Jade, OCI Espresso, Walnut, Cognac, OCI Light Cherry, Black Lacquer, CI Honey, CI Cherry, OCI Café, Slate Grey & Smoke Grey

2020 GIZA TECHNOLOGIES | 2020 STUDIO GSA



Refer to page 6 for New OCI Sitwell Freight Program.

Model	Description	FABRIC / LEATHER GRADES									
		1 COM	2	3 COL	4	5	6	7	8	L1	L2
200 	Guest Chair 24 W x 26 D x 35 H Seat: 20 W x 19.5 D Seat Height: 19 Arm Height: 27.25 COM: 1.5 yds. Carton: 17 Cu. Ft. Ship Weight: 38 lbs.	845	890	935	1005	1065	1105	1145	1190	NA	NA
400 	Guest Chair 24 W x 26 D x 35 H Seat: 20 W x 19.5 D Seat Height: 19 Arm Height: 27.25 COM: 1.5 yds. Carton: 17 Cu. Ft. Ship Weight: 42 lbs.	890	935	980	1050	1110	1150	1190	1235	NA	NA
T2020IT 	Inner Table 20 W x 20 D x 20 H Carton: .5 Cu. Ft. Ship Weight: 12 lbs.	725									
T3030CT 	Corner Table 30 W x 30 D x 20 H Carton: 3 Cu. Ft. Ship Weight: 31 lbs. When specifying, you need to allow 36" x 36" in corner	1050									
T2024ET 	End Table 20 W x 24 D x 20 H Carton: 9Cu. Ft. Ship Weight: 27 lbs.	900									

Important: When connecting chairs or tables please provide a drawing that specifies below.

LS - Left side sitting

RS - Right side sitting

LRS - Left and Right side sitting

- When combining material of different grades, use the higher grade. When combining materials of the same grade, Two Tone \$60 List.
- Custom wood finishes available upon request - add \$195.00 Net per color.

Refer to terms and conditions for general information regarding fabrics, finishes, warranty, freight, complete condition of sales and more.

Effective Date: 3/15/2021 | ocisitwell.com

TRILOGY | Guest Reception Seating

Product Features:


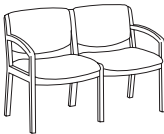



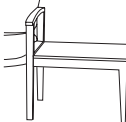
- Solid Maple Hardwood Frames
- 18 OCISitwell Wood Finishes
- 3 Different Gangable Tables and 4 Different Styles of Free Standing Tables (pages 35,36)
- Special Spacer Designed to Attach Multiple Chairs - \$120 List
- 300 lb. BIFMA Test Rating (440)
- 500lb. BIFMA Test Rating (442, 444)

OCISitwell Finishes:

Mahogany, Summit Cherry, Dark Cherry, Clear Maple, Pacific Cherry, OFS Cherry, Summit Maple, OCI Jade, OCI Espresso, Walnut, Cognac, OCI Light Cherry, Black Lacquer, CI Honey, CI Cherry, OCI Café, Slate Grey & Smoke Grey



Refer to page 6 for New OCI Sitwell Freight Program.

Model	Description	FABRIC / LEATHER GRADES									
		1 COM	2	3 COL	4	5	6	7	8	L1	L2
440	Guest Chair 22.75 W x 26 D x 33.25 H Seat: 21 W x 20 D Seat Height: 19 Arm Height: 26.75 COM: 1.5 yds. Carton: 17 Cu. Ft. Ship Weight: 37 lbs.	900	945	990	1060	1120	1160	1200	1245	NA	NA
											
442	Settee 48.25 W x 26 D x 33.25 H Seat: 45.5 W x 20 D Seat Height: 19 Arm Height: 26.75 COM: 2.25 yds. Carton: 34 Cu. Ft. Ship Weight: 62 lbs.	1700	1810	1890	1930	1980	2030	2080	2130	NA	NA
											
444	Bariatric 32.75 W x 26 D x 33.25 H Seat: 29.25 W x 20 D Seat Height: 19 Arm Height: 26.75 COM: 2.25 yds Carton: 17 Cu. Ft. Ship Weight: 37 lbs.	1800	1910	1990	2030	2080	2130	2180	2230	NA	NA
											
T2020IT	Inner Table 20 W x 20 D x 20 H Carton: .5 Cu. Ft. Ship Weight: 12 lbs.	725									
											
T3030CT	Corner Table 30 W x 30 D x 20 H Carton: 3 Cu. Ft. Ship Weight: 31 lbs. When specifying, you need to allow 36" x 36" in corner	1050									
											
T2024ET	End Table 20 W x 24 D x 20 H Carton: 9Cu. Ft. Ship Weight: 27 lbs.	900									
											

Important: When connecting chairs or tables please provide a drawing that specifies below.

LS - Left side sitting

RS - Right side sitting

LRS - Left and Right side sitting

- When combining material of different grades, use the higher grade. When combining materials of the same grade, Two Tone \$60 List.
- Custom wood finishes available upon request - add \$195.00 Net per color.

Refer to terms and conditions for general information regarding fabrics, finishes, warranty, freight, complete condition of sales and more.

Effective Date: 3/15/2021 | ocisitwell.com

PROTÉGÉ | Guest Reception Seating

Product Features:

- Solid Maple Hardwood Frames
- 18 OCISitwell Wood Finishes
- 3 Different Gangable Tables and 4 Different Styles of Free Standing Tables (pages 35,36)
- Special Spacer Designed to Attach Multiple Chairs - \$120 List
- 500lb. BIFMA Test Rating (464)



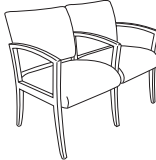

OCISitwell Finishes:

Mahogany, Summit Cherry, Dark Cherry, Clear Maple, Pacific Cherry, OFS Cherry, Summit Maple, OCI Jade, OCI Espresso, Walnut, Cognac, OCI Light Cherry, Black Lacquer, CI Honey, CI Cherry, OCI Café, Slate Grey & Smoke Grey

2020 GIZA TECHNOLOGIES STUDIO GSA



Refer to page 6 for New OCI Sitwell Freight Program.

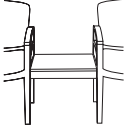
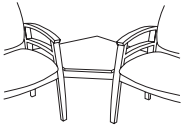
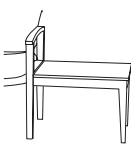
Model	Description	FABRIC / LEATHER GRADES									
		1 COM	2	3 COL	4	5	6	7	8	L1	L2
460	Guest Chair 22.5 W x 26 D x 35.75 H Seat: 20 W x 18.5 D Seat Height: 19.25 Arm Height: 27.5 COM: 1.5 yds. Carton: 17 Cu. Ft. Ship Weight: 40 lbs.	925	970	1015	1085	1145	1185	1225	1270	NA	NA
											
462	2 - Seat Bench 49 W x 26 D x 36 H Seat: 46 W x 18.5 D Seat Height: 19.25 Arm Height: 27.5 COM: 2.5 yds. Carton: 26 Cu. Ft. Ship Weight: 61 lbs.	1500	1635	1715	1815	1880	1940	2025	2125	NA	NA
											
463	2-Seat Settee 44.25 W x 26 D x 35.75 H Seat: 20 W x 18.5 D Seat Height: 19.25 Arm Height: 27.5 COM: 2.25 yds. Carton: 26 Cu. Ft. Ship Weight: 52 lbs.	1800	1925	2005	2060	2105	2225	2290	2390	NA	NA
											
464	Bariatric 31.5 W x 26 D x 35.75 H Seat: 27.5 W x 18.5 D Seat Height: 19.25 Arm Height: 27.5 COM: 2.5 yds. Carton: 25 Cu. Ft. Ship Weight: 45 lbs.	1850	1985	2065	2165	2230	2290	2375	2475	NA	NA
											

CONTINUES ON FOLLOWING PAGE

- When combining material of different grades, use the higher grade.
When combining materials of the same grade, Two Tone \$60 List.

PROTÉGÉ | Gangable / Connecting Tables

Refer to page 6 for New OCI Sitwell Freight Program.

Model	Description	FABRIC / LEATHER GRADES									
		1 COM	2	3 COL	4	5	6	7	8	L1	L2
T2020IT 	Inner Table 20 W x 20 D x 20 H Carton: .5 Cu. Ft. Ship Weight: 12 lbs.	725									
T3030CT 	Corner Table 30 W x 30 D x 20 H Carton: 3 Cu. Ft. Ship Weight: 31 lbs. When specifying, you need to allow 36" x 36" in corner	1050									
T2024ET 	End Table 20 W x 24 D x 20 H Carton: 9Cu. Ft. Ship Weight: 27 lbs.	900									

Important: When connecting chairs or tables please provide a drawing that specifies below.

LS - Left side sitting

RS - Right side sitting

LRS - Left and Right side sitting

- Custom wood finishes available upon request - add \$195.00 Net per color.

RESPONSE 470 Series | Guest Reception Seating

Product Features:






- Solid Maple Hardwood Frames
- 18 OCISitwell Wood Finishes
- 3 Different Gangable Tables and 4 Different Styles of Free Standing Tables (pages 35,36)
- New Round Corner Connecting Table with Retractable Folding Rear Leg
- Special Spacer Designed to Attach Multiple Chairs - \$120 List
- 300lb. BIFMA Test Rating (470/475)
- 500lb. BIFMA Test Rating (472/473/474)

OCISitwell Finishes:

Mahogany, Summit Cherry, Dark Cherry, Clear Maple, Pacific Cherry, OFS Cherry, Summit Maple, OCI Jade, OCI Espresso, Walnut, Cognac, OCI Light Cherry, Black Lacquer, CI Honey, CI Cherry, OCI Café, Slate Grey & Smoke Grey



Refer to page 6 for New OCI Sitwell Freight Program.

Model	Description	FABRIC / LEATHER GRADES									
		1 COM	2	3 COL	4	5	6	7	8	L1	L2
470	Guest Chair 23.75 W x 26 D x 33.5 H Seat: 20.25 W x 20.25 D Seat Height: 19.25 Arm Height: 27 COM: 1.5 yds. Carton: 17 Cu. Ft. Ship Weight: 44 lbs.	960	1005	1050	1120	1180	1220	1260	1305	NA	NA
											
472	2-Seat Settee 49.25 W x 26 D x 33.5 H Seat: 20.25 W x 20.25 D Seat Height: 19.25 Arm Height: 27 COM: 2.25 yds. Carton: 26 Cu. Ft. Ship Weight: 71 lbs.	1750	1860	1940	1980	2030	2080	2130	2180	NA	NA
											
473	3-Seat Settee 70.5 W x 26 D x 33.5 H Seat: 20.25 W x 20.25 D Seat Height: 19.25 Arm Height: 27 COM: 3.5 yds. Carton: 26 Cu. Ft. Ship Weight: 97 lbs.	2730	2905	3025	3180	3330	3480	3555	3730	NA	NA
											
474	Bariatric 31.75 W x 26 D x 33.5 H Seat: 28 W x 20.5 D Seat Height: 19.25 Arm Height: 27 COM: 2.25 yds. Carton: 25 Cu. Ft. Ship Weight: 58 lbs.	1890	2000	2080	2120	2170	2230	2280	2320	NA	NA
											
475	Hip Stool 23.75 W x 26 D x 39 H Seat: 20.25 W x 20.25 D Seat Height: 23.75 Arm Height: 32.5 COM: 1.5 yds. Carton: 17 Cu. Ft. Ship Weight: 44 lbs.	1730	1735	1820	1890	1950	1990	2030	2075	NA	NA
											

CONTINUES ON FOLLOWING PAGE

Refer to terms and conditions for general information regarding fabrics, finishes, warranty, freight, complete condition of sales and more.

Effective Date: 3/15/2021 | ocisitwell.com

RESPONSE 480 Series | Guest Reception Seating

Product Features:

- Solid Maple Hardwood Frames
- 18 OCISitwell Wood Finishes
- 3 Different Gangable Tables and 4 Different Styles of Free Standing Tables (pages 35,36)
- New Round Corner Connecting Table with Retractable Folding Rear Leg
- Special Spacer Designed to Attach Multiple Chairs - \$120 List
- 300lb. BIFMA Test Rating (480/485)
- 500lb. BIFMA Test Rating (482/483/484)

OCISitwell Finishes:

Mahogany, Summit Cherry, Dark Cherry, Clear Maple, Pacific Cherry, OFS Cherry, Summit Maple, OCI Jade, OCI Espresso, Walnut, Cognac, OCI Light Cherry, Black Lacquer, CI Honey, CI Cherry, OCI Café, Slate Grey & Smoke Grey

2020 GIZA TECHNOLOGIES STUDIO GSA



Refer to page 6 for New OCI Sitwell Freight Program.

Model	Description	FABRIC / LEATHER GRADES										L1	L2
		1 COM	2	3 COL	4	5	6	7	8				
480	Guest Chair with Poly Cap 23.75 W x 26 D x 33.5 H Seat: 20.25 W x 20.25 D Seat Height: 19.25 Arm Height: 27 COM: 1.5 yds. Carton: 17 Cu. Ft. Ship Weight: 44 lbs.	1100	1145	1200	1260	1320	1360	1400	1445			NA	NA
482	2-Seat Settee with Poly Cap 49.25 W x 26 D x 33.5 H Seat: 20.25 W x 20.25 D Seat Height: 19.25 Arm Height: 27 COM: 2.25 yds. Carton: 26 Cu. Ft. Ship Weight: 71 lbs.	2000	2110	2190	2230	2280	2330	2380	2430			NA	NA
483	3-Seat Settee with Poly Cap 70.5 W x 26 D x 33.5 H Seat: 20.25 W x 20.25 D Seat Height: 19.25 Arm Height: 27 COM: 3.5 yds. Carton: 26 Cu. Ft. Ship Weight: 97 lbs.	2900	3075	3195	3350	3450	3600	3700	3850			NA	NA
484	Bariatric with Poly Cap 31.75 W x 26 D x 33.5 H Seat: 28 W x 20.5 D Seat Height: 19.25 Arm Height: 27 COM: 2.25 yds. Carton: 25 Cu. Ft. Ship Weight: 58 lbs.	2000	2100	2190	2230	2260	2330	2390	2430			NA	NA
485	Hip Stool with Poly Cap 23.75 W x 26 D x 39 H Seat: 20.25 W x 20.25 D Seat Height: 23.75 Arm Height: 32.5 COM: 1.5 yds. Carton: 17 Cu. Ft. Ship Weight: 44 lbs.	1830	1875	1930	1990	2050	2090	2130	2175			NA	NA



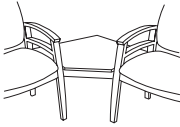
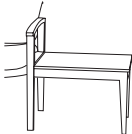
CONTINUES ON FOLLOWING PAGE

Refer to terms and conditions for general information regarding fabrics, finishes, warranty, freight, complete condition of sales and more.

Effective Date: 3/15/2021 | ocisitwell.com

RESPONSE | Gangable / Connecting Tables

Refer to page 6 for New OCI Sitwell Freight Program.

Model	Description	FABRIC / LEATHER GRADES									
		1 COM	2	3 COL	4	5	6	7	8	L1	L2
T2020IT 	Inner Table 20 W x 20 D x 20 H Carton: .5 Cu. Ft. Ship Weight: 12 lbs.	725									
T2121RCT 	Round Corner Table 21 W x 21 D x 20 H Carton: 5 Cu. Ft. Ship Weight: 32 lbs. When specifying, you need to allow 36" x 36" in corner	1400									
T3030CT 	Corner Table 30 W x 30 D x 20 H Carton: 3 Cu. Ft. Ship Weight: 31 lbs. When specifying, you need to allow 36" x 36" in corner	1050									
T2024ET 	End Table 20 W x 24 D x 20 H Carton: 9Cu. Ft. Ship Weight: 27 lbs.	900									

Important: When connecting chairs or tables please provide a drawing that specifies below.

LS - Left side sitting

RS - Right side sitting

LRS - Left and Right side sitting

- When combining material of different grades, use the higher grade. When combining materials of the same grade, Two Tone \$60 List.
- Custom wood finishes available upon request - add \$195.00 Net per color.

ARRANGE 490 Series | Reception Seating

Product Features:

- Solid Maple Hardwood Frames with Poly Arm Cap
- 18 OCISitwell Wood Finishes
- 3 Different Gangable Tables and 4 Different Styles of Free Standing Tables (pages 35,36)
- New Round Corner Connecting Table with Retractable Folding Rear Leg
- Special Spacer Designed to Attach Multiple Chairs - \$120 List

- 300lb. BIFMA Test Rating (490)
- 500lb. BIFMA Test Rating (491/492/493/494/495)

OCISitwell Finishes:

Mahogany, Summit Cherry, Dark Cherry, Clear Maple, Pacific Cherry, OFS Cherry, Summit Maple, OCI Jade, OCI Espresso, Walnut, Cognac, OCI Light Cherry, Black Lacquer, CI Honey, CI Cherry, OCI Café, Slate Grey & Smoke Grey

2020 GIZA
TECHNOLOGIES & STUDIO



Refer to page 6 for New OCI Sitwell Freight Program.

Model	Description	FABRIC / LEATHER GRADES								L1	L2
		1 COM	2	3 COL	4	5	6	7	8		
490	Guest Chair 24 W x 25.5 D x 33.5 H Seat: 20.5 W x 19.5 D Seat Height: 19.75 Arm Height: 27 COM: 1.5 yds. Carton: 17 Cu. Ft. Ship Weight: 38 lbs.	1060	1105	1150	1220	1280	1320	1360	1404	NA	NA
491	Bench 49.25 W x 25.5 D x 33.5 H Seat: 45.75 W x 19.5 D Seat Height: 19.75 Arm Height: 27 COM: 3 yds. Carton: 43 Cu. Ft. Ship Weight: 71 lbs.	1670	1805	1885	1975	2045	2110	2195	2320	NA	NA
492	2-Seat Settee 46.25 W x 25.5 D x 33.5 H Seat: 20.5 W x 19.5 D Seat Height: 19.75 Arm Height: 27 COM: 2.75 yds. Carton: 43 Cu. Ft. Ship Weight: 67 lbs.	1975	2100	2180	2230	2280	2325	2500	2605	NA	NA
493	3-Seat Settee 69.25 W x 25.5 D x 33.5 H Seat: 20.5 W x 19.5 D Seat Height: 19.75 Arm Height: 27 COM: 4 yds. Carton: 58 Cu. Ft. Ship Weight: 81 lbs.	2730	2880	3030	3130	3280	3430	3530	3680	NA	NA
494	Bariatric 31.25 W x 25.5 D x 33.5 H Seat: 28.5 W x 19.5 D Seat Height: 19.75 Arm Height: 27 COM: 2.5 yds. Carton: 25 Cu. Ft. Ship Weight: 58 lbs.	2000	2135	2215	2315	2380	2440	2525	2625	NA	NA
495	Hip Stool 24 W x 26 D x 40 H Seat: 20.5 W x 19.5 D Seat Height: 26 Arm Height: 33.25 COM: 1.5 yds. Carton: 18 Cu. Ft. Ship Weight: 42 lbs.	1575	1625	1665	1735	1795	1835	1875	1920	NA	NA

CONTINUES ON FOLLOWING PAGE

Refer to terms and conditions for general information regarding fabrics, finishes, warranty, freight, complete condition of sales and more.

Effective Date: 3/15/2021 | ocisitwell.com

ARRANGE 620 Series | Reception Seating

Product Features:

- Solid Maple Hardwood Frames with Poly Arm Cap
- 18 OCISitwell Wood Finishes
- 3 Different Gangable Tables and 4 Different Styles of Free Standing Tables (pages 35,36)
- Special Spacer Designed to Attach Multiple Chairs - \$120 List
- 300lb. BIFMA Test Rating (620)
- 500lb. BIFMA Test Rating (622/624)

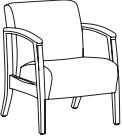
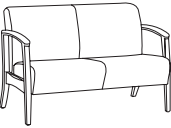

OCISitwell Finishes:

Mahogany, Summit Cherry, Dark Cherry, Clear Maple, Pacific Cherry, OFS Cherry, Summit Maple, OCI Jade, OCI Espresso, Walnut, Cognac, OCI Light Cherry, Black Lacquer, CI Honey, CI Cherry, OCI Café, Slate Grey & Smoke Grey

2020 GIZA
TECHNOLOGIES STUDIO



Refer to page 6 for New OCI Sitwell Freight Program.


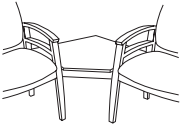
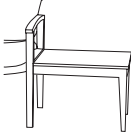
Model	Description	FABRIC / LEATHER GRADES									
		1 COM	2	3 COL	4	5	6	7	8	L1	L2
620 	Guest Chair 25.75 W x 30.5 D x 34 H Seat: 22 W x 21 D Seat Height: 18 Arm Height: 27.5 COM: 2.25 yds. Carton: 24 Cu. Ft. Ship Weight: 51 lbs.	1650	1760	1840	1880	1930	1980	2035	2080	NA	NA
622 	Love Seat 52.5 W x 30.5 D x 34 H Seat: 48 W x 21 D Seat Height: 18 Arm Height: 27.5 COM: 4 yds. Carton: 43 Cu. Ft. Ship Weight: 87 lbs.	2275	2425	2575	2675	2825	2975	3075	3225	NA	NA
624 	Bariatric 31.75 W x 30.5 D x 34 H Seat: 28 W x 21 D Seat Height: 18 Arm Height: 27.5 COM: 3.25 yds. Carton: 25 Cu. Ft. Ship Weight: 56 lbs.	2250	2410	2470	2570	2645	2715	2790	2900	NA	NA

CONTINUES ON FOLLOWING PAGE

- When combining material of different grades, use the higher grade.
When combining materials of the same grade, Two Tone \$60 List.

ARRANGE | Gangable / Connecting Tables

Refer to page 6 for New OCI Sitwell Freight Program.

Model	Description	FABRIC / LEATHER GRADES									
		1 COM	2	3 COL	4	5	6	7	8	L1	L2
T2020IT 	Inner Table 20 W x 20 D x 20 H Carton: .5 Cu. Ft. Ship Weight: 12 lbs.	725									
T3030CT 	Corner Table 30 W x 30 D x 20 H Carton: 3 Cu. Ft. Ship Weight: 31 lbs. When specifying, you need to allow 36" x 36" in corner	1050									
T2024ET 	End Table 20 W x 24 D x 20 H Carton: 9Cu. Ft. Ship Weight: 27 lbs.	900									

Important: When connecting chairs or tables please provide a drawing that specifies below.

LS - Left side sitting

RS - Right side sitting

LRS - Left and Right side sitting

- Custom wood finishes available upon request - add \$195.00 Net per color.

PATRON | Guest Seating

Product Features:


- Solid Maple Hardwood Frames
- 18 OCISitwell Wood Finishes
- 4 Different Styles of Free Standing Tables (pages 35,36)

OCISitwell Finishes:

Mahogany, Summit Cherry, Dark Cherry, Clear Maple, Pacific Cherry, OFS Cherry, Summit Maple, OCl Jade, OCl Espresso, Walnut, Cognac, OCl Light Cherry, Black Lacquer, Cl Honey, Cl Cherry, OCl Café, Slate Grey & Smoke Grey



Refer to page 6 for New OCl Sitwell Freight Program.

Model	Description	FABRIC / LEATHER GRADES									
		1 COM	2	3 COL	4	5	6	7	8	L1	L2
820 	Guest Chair 23 W x 25.25 D x 35 H Seat: 20 W x 19 D Seat Height: 18.5 Arm Height: 27.75 COM: 1.5 yds. Carton: 17 Cu. Ft. Ship Weight: 39 lbs.	980	1025	1070	1140	1200	1240	1280	1325	NA	NA

- When combining material of different grades, use the higher grade.
When combining materials of the same grade, Two Tone \$60 List.
- Custom wood finishes available upon request - add \$195.00 Net per color.

SITWELLNEXT



Mesh

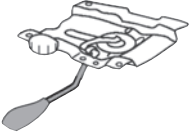
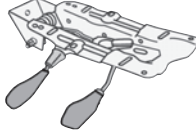
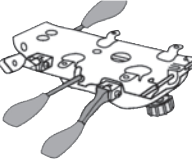
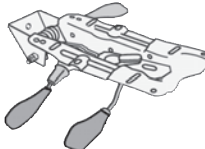
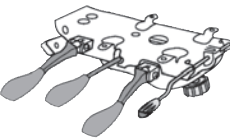
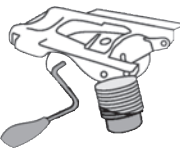
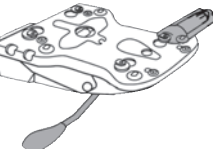
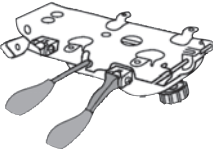
Guest, Stack & Nesting

Ergonomic

Stools

Executive & Conference Seating

CHAIR MECHANISMS & CONTROLS

<p>(0) BASIC TASK - Single Paddle Mechanism</p>  <p>For use with task and computer work. The Basic Task has simple adjustments and works for casual meeting.</p> <p>Swivels 360° Horizontal back rest depth Gas cylinder seat height adjustment.</p> <p>\$85 List</p>	<p>(1) INTENSIVE TASK - 2 Paddle Mechanism</p>  <p>For use with task intensive work and heavy computer work. The Intensive Task line offers a complete range of adjustments to the seat and back angle.</p> <p>Swivels 360° Articulating seat and back Gas cylinder seat height adjustment Ratchet back height adjustment</p> <p>\$200 List</p>
<p>(2) POSTURE TILT - 3 Paddle Mechanism</p>  <p>Used for executives, managers and conference rooms. Posture Tilt offers tilt back and rock or lock in upright position for tasking and has separate back lumbar adjustment.</p> <p>Swivels 360° Seat and back tilt as unit Gas cylinder seat height Upright position tilt lock Tilt tension control Ratchet back height adjustment Independent back adjustment</p> <p>\$200 List</p>	<p>(3) INTENSIVE POSTURE - 3 Paddle Mechanism</p>  <p>For use with task intensive work and heavy computer work. The intensive Posture line offers a complete range of adjustments to the seat and back angle.</p> <p>Swivels 360° Independent articulating seat Gas cylinder seat height adjustment Independent back adjustment Ratchet back height adjustment</p> <p>\$220 List</p>
<p>(4) MULTIFUNCTION - 3 Paddle Mechanism And Front Stop</p>  <p>For use with a variety of task positions and extended hours of usage. The Multifunction offers the most ergonomic controls for an infinite range of movement.</p> <p>Swivels 360° Seat and back tilt as unit Gas cylinder seat height adjustment Infinite seat position tilt and lock Ratchet back height adjustment Seat pivots to a 3° forward position Infinite back angle tilt and lock</p> <p>\$315 List</p>	<p>(5) DELUXE KNEE TILT - Single Paddle Mechanism</p>  <p>Used for executives, managers and conference rooms. The best of traditional tilt with a full range of movement.</p> <p>Swivels 360° Independent articulating seat Seat and back tilt as unit Gas cylinder seat height adjustment Upright position tilt lock Tilt tension control Reduced rise of front seat edge</p> <p>\$200 List</p>
<p>(6) SYNCHRO - 2 Paddle Mechanism</p>  <p>Synchronized tilting action allows the user's feet to remain on the floor as they tilt backwards.</p> <p>Swivels 360° 5 position tilt lock Gas cylinder seat height adjustment Tilt tension control Seat and back tilt in a 1:2 synchronized ratio.</p> <p>\$260 List</p>	<p>(7) SWIVEL TILT - Single Paddle Mechanism</p>  <p>Used for executives, managers and conference rooms. Swivel Tilt offers tilt back and rock or lock in upright position.</p> <p>Swivels 360° Seat and back tilt as unit Gas cylinder seat height adjustment Upright position tilt lock Tilt tension control</p> <p>\$145 List</p>

Shipping and handling charges will apply on all parts orders.



Product Features:

- 18mm Chrome Stackable Tube Frame for all 4 Legged Versions
- 11mm Wire Chrome Metal Sled Base High Density Stacker
- Caster Option on Armless Frame
- 30" 4 Leg Stool Option Armless
- 4 Standard Plastic Colors Available, Ebony, Indigo, Smoke & Cotton
- 3 Special Order Plastic Colors Available, Olive, Apple & Mocha
- Stacks 6 on the Floor, 20 on the Cart (excludes M130 Stool)
- 300 lb. Capacity
- UV Rated Plastic
- Lifetime Warranty
- Clean-Out Space
- Starts at \$229 List

Metal Frame Finishes:

- C - Chrome (Standard + \$0 List)
- S - Silver (Optional + \$25 List)
- B - Black (Optional + \$25 List)

Standard Plastic Colors:

- P10 Ebony
- P20 Indigo
- P30 Smoke
- P40 Cotton

Special Order Plastic Colors:

- P50 Olive
- P60 Apple
- P70 Mocha

Optional / Upgrades

-GC	Ganging Connector (Available on ME120C only)	\$20 List
-HFC	Hard Floor Casters	\$45 List
-HFSLC	Hard Floor Self Locking Caster (Casters available on ME110 only)	\$85 List
-MESC	Stacking Cart	\$380 List

Refer to page 6 for New OCI Sitwell Freight Program.

MELITA | Guest and Stack Chairs

PLASTIC BACK AND SEAT

Ordering Requirements:

- Model Number
- Frame Finish
- Plastic Color
- Options as Applicable

Refer to page 6 for New OCI Sitwell Freight Program.



Model	Description					
ME100 	4 Leg Armless Guest Chair, Glides, Chrome Frame Plastic Back and Seat 19.75 W x 21 D x 33.5 H Seat: 17.25 W x 17 D Seat Height: 18 Ship Weight: 13 lbs.	229				
ME101 	4 Leg Loop Arm Guest Chair, Glides, Chrome Frame Plastic Back and Seat 23 W x 21 D x 33.5 H Seat: 17.25 W x 17 D Seat Height: 18 Arm Height: 25.5 Ship Weight: 16 lbs.	356				
ME110 	4 Leg Armless Guest Chair, Casters, Chrome Frame Plastic Back and Seat 19.75 W x 21 D x 33.5 H Seat: 17.25 W x 17 D Seat Height: 18 Ship Weight: 14 lbs	254				
ME120 	Sled Armless Guest Chair, Glides, Chrome Frame Plastic Back and Seat 19.75 W x 21 D x 33.5 H Seat: 17.25 W x 17 D Seat Height: 18 Ship Weight: 14 lbs	238				
ME130 	4 Leg Armless Stool, Glides, Chrome Frame Plastic Back and Seat 19.75 W x 21 D x 45 H Seat: 17.25 W x 17 D Seat Height: 30 Ship Weight: 19 lbs	410				

MELITA | Guest and Stack Chairs

PLASTIC BACK AND UPHOLSTERED SEAT

Ordering Requirements:

- Model Number
- Frame Finish
- Plastic Color
- Upholstery Selections
- Options as Applicable

Refer to page 6 for New OCI Sitwell Freight Program.



Model	Description	FABRIC GRADES							
		1 COM	2	3 COL	4	5	6	7	8
ME100-SU	4 Leg Armless Guest Chair, Glides, Chrome Frame Plastic Back and Upholstered Seat 19.75 W x 21 D x 33.5 H Seat: 17.25 W x 17 D Seat Height: 18 COM: .75 yds. Ship Weight: 14 lbs	324	359	404	449	479	509	544	589
ME101-SU	4 Leg Loop Arm Guest Chair, Glides, Chrome Frame Plastic Back and Upholstered Seat 23 W x 21 D x 33.5 H Seat: 17.25 W x 17 D Seat Height: 18 Arm Height: 25.5 COM: .75 yds. Ship Weight: 17 lbs.	451	486	531	576	606	636	671	716
ME110-SU	4 Leg Armless Guest Chair, Caster, Chrome Frame Plastic Back and Upholstered Seat 19.75 W x 21 D x 33.5 H Seat: 17.25 W x 17 D Seat Height: 18 COM: .75 yds. Ship Weight: 15 lbs	349	384	429	474	504	534	569	614
ME120-SU	Sled Armless Guest Chair, Glides, Chrome Frame Plastic Back and Upholstered Seat 19.75 W x 21 D x 33.5 H Seat: 17.25 W x 17 D Seat Height: 18 COM: .75 yds. Ship Weight: 15 lbs	333	368	413	458	488	518	553	598
ME130-SU	4 Leg Armless Stool, Glides, Chrome Frame Plastic Back and Upholstered Seat 19.75 W x 21 D x 45 H Seat: 17.25 W x 17 D Seat Height: 30 COM: .75 yds. Ship Weight: 20 lbs	505	540	585	630	660	690	725	770

Refer to terms and conditions for general information regarding fabrics, finishes, warranty, freight, complete condition of sales and more.

Effective Date: 3/15/2021 | ocisitwell.com

Product Features:

- In Stock Black or Grey Fabric
- Basic Synchro Tilt Mechanism w/Lock in Upright Position
- Fixed or Adjustable Up/Down Arms
- Chrome Base Optional
- Stool Model (S-126-F-SK or S-126-A-SK) has Standard 8" Gas Lift & Adjustable Foot Ring
- Mechanism functions on page 51



Qualifies for OCISitwell KD Freight Program.

Please refer to page 6 for more information.

Orders of six (6) chairs or more combined in one shipment are freight free anywhere in the continuous 48 states in the U.S. Five (5) chairs or less are subject to a \$65 freight surcharge.



Model	Description		QUICK SHIP	FABRIC / LEATHER GRADES								L2
				1 COM	2	3 COL	4	5	6	7	8	
S-16	Cantilever Chair, Black or Grey Fabric Seat and Mesh Back Fixed Arm Seat: 19 W x 18 D Back: 19 W x 19.5 H Seat Height: 18.25 36.5 OV H x 24 OV W COM: 1.0 yds. Ship Weight: 38 lbs.		550	615	665	710	750	785	825	865	930	NA
S-126-F	Black or Grey Fabric Seat and Mesh Back Fixed Arm, Standard Black Base Basic Synchro Tilt Mechanism w/Lock in Upright Position Seat: 19 W x 18 D Back: 19 W x 19.5 H Seat Height: 17 - 21 39.75 OV H x 24 OV W COM: 1.0 yds. Ship Weight: 39 lbs.		570	635	685	730	770	805	845	885	950	NA
S-126-A	Black or Grey Fabric Seat and Mesh Back Adjustable Up/Down Arm, Standard Black Base Basic Synchro Tilt Mechanism w/Lock in Upright Position Seat: 19 W x 18 D Back: 19 W x 19.5 H Seat Height: 17 - 21 39.75 OV H x 24 OV W COM: 1.0 yds. Ship Weight: 39 lbs.		585	650	700	745	785	820	860	900	965	NA

Optional / Upgrades:

-CT Chrome Thunder Base Model - \$125 List

-SK Stool Kit - \$190 List

OVATION V | Task Seating

Product Features:



- Standard Seat Slider
- 4 Way Adjustable Up/Down In/Out Arms with Sliding Pad
- Ratchet Back Height Adjustment and Adjustable Lumbar
- Optional Headrest
- Stool Models (-SK) have Standard 8" Gas Lift & Adjustable Foot Ring
- Choose from Black or Grey Mesh Back on the OV-436
- Mechanism functions on page 51



Qualifies for OCISitwell KD Freight Program. Please refer to page 6 for more information.

Orders of six (6) chairs or more combined in one shipment are freight free anywhere in the continuous 48 states in the U.S. Five (5) chairs or less are subject to a \$65 freight surcharge.



Model	Description		QUICK SHIP	FABRIC / LEATHER GRADES								
				1 COM	2	3 COL	4	5	6	7	8	L2
OV-436	Black Fabric Seat and Mesh Back Adjustable Arm Black Poly Base Syncro Tilt w/Seat Slider and (3) position Back Lock Seat: 20 W x 19 D Back: 21.5 W x 22 H Seat Height: 17.5 - 21.5 42.5 OV H x 25.5 OV W COM: 1.0 yds. Ship Weight: 59 lbs.		995	1060	1113	1203	1243	1278	1318	1358	1423	NA
OV-438-M	Black Mesh Seat and Back Adjustable Arm Aluminum Base Cable Activated Syncro Tilt w/Seat Slider and (3) position Back Lock Seat: 20 W x 19 D Back: 21.5 W x 22 H Seat Height: 17.5 - 21.5 42.5 OV H x 25.5 OV W COM: 1.0 yds. Ship Weight: 59 lbs.		1120									

Optional / Upgrades:

- CT Chrome Thunder Base Model - \$125 List
- OV-HR Optional Headrest - \$95.00 List
- SK Stool Kit - \$230.00 List



TRENDI Black Frame | Task, Guest and Nesting Chairs

Product Features:

- In Stock Black Frame/Black Mesh – Black Frame/Grey Mesh with Matching Fabric Seats
- Upgraded Optional Fabric Seat Choices – Black(1) Crimson(2) Grey(3) Lime(4) Ocean(5) Tangerine(6) Teal(7)
- Advanced Synchro Tilt Mechanism
- 3 Way Adjustable Up/Down with Sliding Pad forward/back, Left or Right
- Seat Slider and Adjustable Lumbar
- 300 lb. BIFMA Test Rating
- Mechanism functions on page 51



Qualifies for OCISitwell KD Freight Program. Please refer to page 6 for more information.

Orders of six (6) chairs or more combined in one shipment are freight free anywhere in the continuous 48 states in the U.S. Five (5) chairs or less are subject to a \$65 freight surcharge.

For non KD products please refer to page 6 for New OCI Sitwell Freight Program.



Model	Description		QUICK SHIP	FABRIC / LEATHER GRADES								L2
				1 COM	2	3 COL	4	5	6	7	8	
TR-638-B-B TR-638-B-G	Black Frame with Black Mesh Back Black Frame with Grey Mesh Back Seat: 19.5 W x 18.5 D Back: 18.25 W x 22.5 H Seat Height: 18.5 - 21.5 39.5 - 42.75 OV H x 26.5 OV W COM: .75 yds. Ship Weight: 42 lbs.		755	825	875	915	950	985	1025	1065	1125	NA
TR-20-B-B TR-20-B-G	Black Frame with Black Mesh Back Black Frame with Grey Mesh Back Seat: 19.5 W x 19.5 D Back: 18.5 W x 18 H Seat Height: 17.5 - 20.5 35 - 38 OV H x 25 OV W COM: .75 yds. Ship Weight: 55 lbs. (x2)		595	660	715	755	790	825	865	905	965	NA
TR-14-B-B TR-14-B-G	Black Frame / Black Mesh Back with Gliders Black Frame / Grey Mesh Back with Gliders Available with Silver Frame (TR14S) Seat: 18.25 W x 18.25 D Back: 18.5 W x 18 H Seat Height: 18.5 35 OV H x 23.25 OV W COM: .75 yds. Ship Weight: 70 lbs. (x3)		620	685	735	775	810	845	885	925	985	NA
TR-15-B-B TR-15-B-G	Black Frame / Black Mesh Back with Casters Black Frame / Grey Mesh Back with Casters Available with Silver Frame (TR15S) Seat: 18.25 W x 18.25 D Back: 18.5 W x 18 H Seat Height: 18.5 35 OV H x 23.25 OV W COM: .75 yds. Ship Weight: 70 lbs. (x3)		620	685	735	775	810	845	885	925	985	NA

Optional / Upgrades

Upgraded Optional Fabric Seat Choices - \$32 List
 Polished Loop Arm with Black Vinyl Pad (L) - \$200 List
 Trendi Chrome Base (CTR) - \$100 List
 Stool Kit - \$190 List

TRENDI White Frame | Task, Guest and Nesting Chairs

Product Features:

- In Stock White Frame/Grey Mesh with Matching Fabric Seats
- Upgraded Optional Fabric Seat Choices – Black(1) Crimson(2) Grey(3) Lime(4) Ocean(5) Tangerine(6) Teal(7)
- Advanced Synchro Tilt Mechanism
- 3 Way Adjustable Up/Down with Sliding Pad forward/back, Left or Right
- Seat Slider and Adjustable Lumbar
- Trendi Chrome Base Standard
- Mechanism functions on page 51




Qualifies for OCISitwell KD Freight Program.
Please refer to page 6 for more information.

Orders of six (6) chairs or more combined in one shipment are freight free anywhere in the continuous 48 states in the U.S. Five (5) chairs or less are subject to a \$65 freight surcharge.

For non KD products please refer to page 6 for New OCI Sitwell Freight Program.



Model	Description		FABRIC / LEATHER GRADES									
			QUICK SHIP	1 COM	2	3 COL	4	5	6	7	8	L2
TR-638-W-G	White Frame with Grey Mesh Back Seat: 19.5 W x 18.5 D Back: 18.25 W x 22.5 H Seat Height: 18.5 - 21.5 39.5 - 42.75 OV H x 26.5 OV W COM: .75 yds. Ship Weight: 42 lbs.		830	895	945	985	1020	1055	1095	1135	1195	NA
TR-20-W-G	White Frame with Grey Mesh Back Seat: 19.5 W x 19.5 D Back: 18.5 W x 18 H Seat Height: 17.5 - 20.5 35 - 38 OV H x 25 OV W COM: .75 yds. Ship Weight: 55 lbs. (x2)		660	725	775	820	850	885	925	965	1025	NA
TR-14S-W-G	Silver Frame / White Back/Grey Mesh with Gliders Seat: 18.25 W x 18.25 D Back: 18.5 W x 18 H Seat Height: 18.5 35 OV H x 23.25 OV W COM: .75 yds. Ship Weight: 70 lbs. (x3)		685	745	795	835	870	905	945	985	1045	NA
TR-15S-W-G	Silver Frame / White Back/Grey Mesh with Casters Seat: 18.25 W x 18.25 D Back: 18.5 W x 18 H Seat Height: 18.5 35 OV H x 23.25 OV W COM: .75 yds. Ship Weight: 70 lbs. (x3)		685	745	795	835	870	905	945	985	1045	NA

Optional / Upgrades

Upgraded Optional Fabric Seat Choices - \$32 List
Polished Loop Arm with Black Vinyl Pad (L) - \$200 List
Stool Kit - \$190 List



Refer to terms and conditions for general information regarding fabrics, finishes, warranty, freight, complete condition of sales and more.

Effective Date: 9/1/2021 | ocisitwell.com

BRAVO | Task Seating

Product Features:

- In Stock Black Frame/Black Mesh – Black Frame/Grey Mesh with Matching Seats
- In Stock White Frame/Grey, Blue or Tan Mesh with Matching Seats
- Upgraded Optional Fabric Seat Choices – Black(01) Dove(02) Latte(03) Sky(04)
- Advanced Synchro Tilt Mechanism
- 3 Way Adjustable Up/Down with Sliding Pad forward/back, Left or Right
- Seat Slider and Adjustable Lumbar
- Mechanism functions on page 51



Qualifies for OCISitwell KD Freight Program.

Please refer to page 6 for more information.

Orders of six (6) chairs or more combined in one shipment are freight free anywhere in the continuous 48 states in the U.S. Five (5) chairs or less are subject to a \$65 freight surcharge.



Model	Description		QUICK SHIP	FABRIC / LEATHER GRADES								L2
				1 COM	2	3 COL	4	5	6	7	8	
BR-738-B-B BR-738-B-G	Black Frame with Black Mesh Back Black Frame with Grey Mesh Back Seat: 18.5 W x 19.5 D Back: 17.5 W x 20 H Seat Height: 17.5 - 20.5 35.5 - 38.5 OV H x 26.5 OV W COM: .75 yds. Ship Weight: 44 lbs.		700	750	800	840	875	910	950	990	1050	NA
BR-738-W-G	White Frame with Grey Mesh Back Seat: 18.5 W x 19.5 D Back: 17.5 W x 20 H Seat Height: 17.5 - 20.5 35.5 - 38.5 OV H x 26.5 OV W COM: .75 yds. Ship Weight: 44 lbs.		775	825	875	915	950	985	1025	1065	1125	NA

Optional / Upgrades:

Upgraded Optional Fabric Seat Choices - \$32 List

Poly Loop Arm, Black or White (PLB), (PLW) - NC

Bravo Chrome Base (CBR) - \$100 List

Stool Kit - \$190 List

CONNECT Standard | Task Seating

Product Features:

- Standard seat wrapped with 1/2" memory foam
- Ratchet back height adjustment (N/A on basic)
- Multiple arm options available
- Standard black poly base
- Mechanism functions on page 51



Qualifies for OCISitwell KD Freight Program.
Please refer to page 6 for more information.

Orders fewer than five (5) chairs are subject to a \$65 freight surcharge.

Orders of six (6) or more combined in one shipment are freight free anywhere in the continuous 48 states in the U.S.







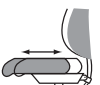











Chairs priced below are without Arms.

Model	Description		FABRIC / LEATHER GRADES								
			1 COM	2	3 COL	4	5	6	7	8	L2
C-110	Basic Task Pneumatic Seat Height Seat: 19 W x 19 D Back: 17 W x 19 H Seat Height: 18 - 22 41 OV H x 27 OV W COM: 1.5 yds. Ship Weight: 35 lbs.		485	545	610	670	705	745	795	845	NA
C-117	Swivel Tilt Pneumatic Seat Height Seat: 19 W x 19 D Back: 17 W x 19 H Seat Height: 18 - 22 41 OV H x 27 OV W COM: 1.5 yds. Ship Weight: 38 lbs.		545	605	670	730	765	805	855	905	NA
C-111	Intensive Task Articulating Seat and Back Seat: 19 W x 19 D Back: 17 W x 19 H Seat Height: 18 - 22 41 OV H x 27 OV W COM: 1.5 yds. Ship Weight: 39 lbs.		605	665	730	790	825	865	915	965	NA
C-112	Posture Tilt Independent Back Adjustment Seat: 19 W x 19 D Back: 17 W x 19 H Seat Height: 18 - 22 41 OV H x 27 OV W COM: 1.5 yds. Ship Weight: 39 lbs.		605	665	730	790	825	865	915	965	NA
C-114	Multifunction Tilt Lock/Forward Seat Tilt Seat: 19 W x 19 D Back: 17 W x 19 H Seat Height: 18.5 - 22.5 42 OV H x 27 OV W COM: 1.5 yds. Ship Weight: 45 lbs.		725	785	850	910	945	985	1035	1085	NA
C-116	Synchro Synchronized Seat/Back Seat: 19 W x 19 D Back: 17 W x 19 H Seat Height: 18 - 22 42 OV H x 27 OV W COM: 1.5 yds. Ship Weight: 43 lbs.		725	785	850	910	945	985	1035	1085	NA

Refer to terms and conditions for general information regarding fabrics, finishes, warranty, freight, complete condition of sales and more.

Effective Date: 3/15/2021 | ocisitwell.com

OPTIONAL UPGRADES |

ARM FUNCTION	ARM PAD	BASE	CASTERS	EXTRAS
-A \$130  Adjustable Height Adjustable Width Comfort Pad Included	-B \$0  Bullet Design	-T \$60  Black Thunder OB Casters	-SA \$25  Silver Accent	-MW \$75 1/2" Additional Memory Seat Wrap  -SS \$95 Seat Slider <i>Not Available on Petite & Basic Mechanism</i> -CM \$30 Cylinder Minus Decrease 2" Height -BB \$20 Ballistic Nylon <i>Outer Back Only</i> -SF \$40 1" Seat Foam Add
-CP \$140  Poly C Black	-K \$0  Komfort Waterfall	-CT \$125  Chrome Thunder OB Casters	-OB \$25  Oversize Black	
-A0 \$160  Adjustable Height Angled Design Brushed Accent Bullet Pad Included	-W \$30  Waterfall Diamond Design	-BA \$125  Brushed Aluminum OB Casters	-OC \$35  Oversize Chrome	
-AI \$160  Adjustable Height Adjustable Width Bullet Pad Included			-HF \$25  Hard Floor	
			-GL \$35  Bell Glides	

CONNECT Full Size | Task Seating

Product Features:

- Standard seat wrapped with 1/2" memory foam
- Ratchet back height adjustment (N/A on basic)
- Multiple arm options available
- Standard black poly base
- Mechanism functions on page 51









Qualifies for OCISitwell KD Freight Program.
Please refer to page 6 for more information.

Orders fewer than five (5) chairs are subject to a \$65 freight surcharge.

Orders of six (6) or more combined in one shipment are freight free anywhere in the continuous 48 states in the U.S.



















Chairs priced below are without Arms.

Model	Description		FABRIC / LEATHER GRADES									L2
			1 COM	2	3 COL	4	5	6	7	8		
C-220	Basic Task Pneumatic Seat Height Seat: 21 W x 19 D Back: 20 W x 22 H Seat Height: 18 - 22 43 OV H x 29 OV W COM: 1.75 yds. Ship Weight: 36 lbs.		485	545	610	670	705	745	795	845	NA	
C-227	Swivel Tilt Pneumatic Seat Height Seat: 21 W x 19 D Back: 20 W x 22 H Seat Height: 18 - 22 43 OV H x 29 OV W COM: 1.75 yds. Ship Weight: 39 lbs.		545	605	670	730	765	805	855	905	NA	
C-221	Intensive Task Articulating Seat and Back Seat: 21 W x 19 D Back: 20 W x 22 H Seat Height: 18 - 22 43 OV H x 29 OV W COM: 1.75 yds. Ship Weight: 40 lbs.		605	665	730	790	825	865	915	965	NA	
C-222	Posture Tilt Independent Back Adjustment Seat: 21 W x 19 D Back: 20 W x 22 H Seat Height: 18 - 22 43 OV H x 29 OV W COM: 1.75 yds. Ship Weight: 40 lbs.		605	665	730	790	825	865	915	965	NA	
C-224	Multifunction Tilt Lock/Forward Seat Tilt Seat: 21 W x 19 D Back: 20 W x 22 H Seat Height: 18.5 - 22.5 44 OV H x 29 OV W COM: 1.75 yds. Ship Weight: 46 lbs.		725	785	850	910	945	985	1035	1085	NA	
C-226	Synchro Synchronized Seat/Back Seat: 21 W x 19 D Back: 20 W x 22 H Seat Height: 18.5 - 22.5 44 OV H x 29 OV W COM: 1.75 yds. Ship Weight: 44 lbs		725	785	850	910	945	985	1035	1085	NA	

Refer to terms and conditions for general information regarding fabrics, finishes, warranty, freight, complete condition of sales and more.

Effective Date: 3/15/2021 | ocisitwell.com

OPTIONAL UPGRADES |

ARM FUNCTION	ARM PAD	BASE	CASTERS	EXTRAS
-A \$130  Adjustable Height Adjustable Width Comfort Pad Included	-B \$0  Bullet Design	-T \$60  Black Thunder OB Casters	-SA \$25  Silver Accent	-MW \$75 1/2" Additional Memory Seat Wrap  -SS \$95 Seat Slider <i>Not Available on Petite & Basic Mechanism</i> -CM \$30 Cylinder Minus Decrease 2" Height -BB \$20 Ballistic Nylon <i>Outer Back Only</i> -SF \$40 1" Seat Foam Add
-CP \$140  Poly C Black	-K \$0  Komfort Waterfall	-CT \$125  Chrome Thunder OB Casters	-OB \$25  Oversize Black	
-A0 \$160  Adjustable Height Angled Design Brushed Accent Bullet Pad Included	-W \$30  Waterfall Diamond Design	-BA \$125  Brushed Aluminum OB Casters	-OC \$35  Oversize Chrome	
-AI \$160  Adjustable Height Adjustable Width Bullet Pad Included			-HF \$25  Hard Floor	
			-GL \$35  Bell Glides	

CONNECT Highback | Task Seating

Product Features:

- Standard seat wrapped with 1/2" memory foam
- Ratchet back height adjustment (N/A on basic)
- Multiple arm options available
- Standard black poly base
- Mechanism functions on page 51



Qualifies for OCISitwell KD Freight Program.
Please refer to page 6 for more information.

Orders fewer than five (5) chairs are subject to a \$65 freight surcharge.

Orders of six (6) or more combined in one shipment are freight free anywhere in the continuous 48 states in the U.S.







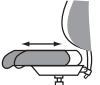











Chairs priced below are without Arms.

Model	Description		FABRIC / LEATHER GRADES								L2
			1 COM	2	3 COL	4	5	6	7	8	
C-237	Swivel Tilt Pneumatic Seat Height Seat: 22 W x 20 D Back: 20 W x 26 H Seat Height: 18 - 22 48 OV H x 29 OV W COM: 2 yds. Ship Weight: 42 lbs.		600	675	785	895	1000	1095	1160	1255	NA
C-231	Intensive Task Articulating Seat and Back Seat: 22 W x 20 D Back: 20 W x 26 H Seat Height: 18 - 22 48 OV H x 29 OV W COM: 2 yds. Ship Weight: 43 lbs.		660	735	845	955	1060	1155	1220	1315	NA
C-232	Posture Tilt Independent Back Adjustment Seat: 22 W x 20 D Back: 20 W x 26 H Seat Height: 18 - 22 48 OV H x 29 OV W COM: 2 yds. Ship Weight: 43 lbs.		660	735	845	955	1060	1155	1220	1315	NA
C-234	Multifunction Tilt Lock/Forward Seat Tilt Seat: 22 W x 20 D Back: 20 W x 26 H Seat Height: 18.5 - 22.5 48.5 OV H x 29 OV W COM: 2 yds. Ship Weight: 49 lbs.		735	810	920	1030	1135	1230	1295	1390	NA
C-236	Synchro Synchronized Seat/Back Seat: 22 W x 20 D Back: 20 W x 26 H Seat Height: 18.5 - 22.5 48.5 OV H x 29 OV W COM: 2 yds. Ship Weight: 47 lbs.		740	815	925	1035	1140	1235	11300	1395	NA

Refer to terms and conditions for general information regarding fabrics, finishes, warranty, freight, complete condition of sales and more.

Effective Date: 3/15/2021 | ocisitwell.com

OPTIONAL UPGRADES |

ARM FUNCTION	ARM PAD	BASE	CASTERS	EXTRAS
-A \$130  Adjustable Height Adjustable Width Comfort Pad Included	-B \$0  Bullet Design	-T \$60  Black Thunder OB Casters	-SA \$25  Silver Accent	-MW \$75 1/2" Additional Memory Seat Wrap  -SS \$95 Seat Slider <i>Not Available on Petite & Basic Mechanism</i> -CM \$30 Cylinder Minus Decrease 2" Height -BB \$20 Ballistic Nylon <i>Outer Back Only</i> -SF \$40 1" Seat Foam Add
-CP \$140  Poly C Black	-K \$0  Komfort Waterfall	-CT \$125  Chrome Thunder OB Casters	-OB \$25  Oversize Black	
-A0 \$160  Adjustable Height Angled Design Brushed Accent Bullet Pad Included	-W \$30  Waterfall Diamond Design	-BA \$125  Brushed Aluminum OB Casters	-OC \$35  Oversize Chrome	
-AI \$160  Adjustable Height Adjustable Width Bullet Pad Included			-HF \$25  Hard Floor	
			-GL \$35  Bell Glides	

CONNECT Multi-Shift | Task Seating

Product Features:

- Standard seat wrapped with 1/2" memory foam
- Ratchet back height adjustment
- Multiple arm options available
- Heavy duty black spyder base
- Multifunction Mechanism
- Mechanism functions on page 51



Qualifies for OCISitwell KD Freight Program.
Please refer to page 6 for more information.

Orders fewer than five (5) chairs are subject to a \$65 freight surcharge.

















Orders of six (6) or more combined in one shipment are freight free anywhere in the continuous 48 states in the U.S.



Chairs priced below are without Arms.

Model	Description		FABRIC / LEATHER GRADES								L2
			1 COM	2	3 COL	4	5	6	7	8	
C-114-MS	Standard Size Tilt Lock/Forward Seat Tilt Seat: 19 W x 19 D Back: 17 W x 19 H Seat Height: 18.5 - 22.5 42 OV H x 27 OV W COM: 1.5 yds. Ship Weight: 50 lbs.		865	925	1045	1120	1220	1300	1365	1465	NA
C-224-MS	Full Size Tilt Lock/Forward Seat Tilt Seat: 21 W x 19 D Back: 20 W x 22 H Seat Height: 18.5 - 22.5 44 OV H x 29 OV W COM: 1.75 yds. Ship Weight: 50 lbs.		880	955	1060	1135	1235	1335	1380	1480	NA
C-234-MS	Highback Tilt Lock/Forward Seat Tilt Seat: 22 W x 20 D Back: 20 W x 26 H Seat Height: 18.5 - 22.5 48 OV H x 29 OV W COM: 2 yds. Ship Weight: 53 lbs.		950	1025	1130	1205	1305	1405	1450	1550	NA

OPTIONAL UPGRADES |

ARM FUNCTION	ARM PAD	BASE	CASTERS	EXTRAS
-A \$130  Adjustable Height Adjustable Width Comfort Pad Included	-B \$0  Bullet Design	-T \$60  Black Thunder OB Casters	-SA \$25  Silver Accent	-MW \$75 1/2" Additional Memory Seat Wrap  -SS \$95 Seat Slider <i>Not Available on Petite & Basic Mechanism</i> -CM \$30 Cylinder Minus Decrease 2" Height -BB \$20 Ballistic Nylon <i>Outer Back Only</i> -SF \$40 1" Seat Foam Add
-CP \$140  Poly C Black	-K \$0  Komfort Waterfall	-CT \$125  Chrome Thunder OB Casters	-OB \$25  Oversize Black	
-A0 \$160  Adjustable Height Angled Design Brushed Accent Bullet Pad Included	-W \$30  Waterfall Diamond Design	-BA \$125  Brushed Aluminum OB Casters	-OC \$35  Oversize Chrome	
-AI \$160  Adjustable Height Adjustable Width Bullet Pad Included			-HF \$25  Hard Floor	
			-GL \$35  Bell Glides	

CONNECT Stools | Task Seating

Product Features:

- Standard seat wrapped with 1/2" memory foam
- Ratchet back height adjustment
- Multiple arm options available
- Standard black poly base
- 8" cylinder standard
- Optional 10" cylinder (SCP) for 25" - 35.5" seat height
- Mechanism functions on page 51



Qualifies for OCISitwell KD Freight Program.
Please refer to page 6 for more information.

Orders fewer than five (5) chairs are subject to a \$65 freight surcharge.

















Orders of six (6) or more combined in one shipment are freight free anywhere in the continuous 48 states in the U.S.



Chairs priced below are without Arms.

Model	Description		FABRIC / LEATHER GRADES								
			1 COM	2	3 COL	4	5	6	7	8	L2
C-110-SK	Basic Pneumatic Seat Height Seat: 19 W x 19 D Back: 17 W x 19 H Seat Height: 24 - 32 Variable OV H x 29 OV W COM: 1.5 yds. Ship Weight: 42 lbs.		640	700	765	825	860	900	950	1000	NA
C-111-SK	Intensive Task Articulating Seat and Back Seat: 19 W x 19 D Back: 17 W x 19 H Seat Height: 21 - 29 Variable OV H x 29 OV W COM: 1.5 yds. Ship Weight: 42 lbs.		760	820	885	945	980	1020	1070	1120	NA

OPTIONAL UPGRADES |

ARM FUNCTION	ARM PAD	BASE	CASTERS	EXTRAS
-A \$130  Adjustable Height Adjustable Width Comfort Pad Included	-B \$0  Bullet Design	-T \$60  Black Thunder OB Casters	-SA \$25  Silver Accent	-MW \$75 1/2" Additional Memory Seat Wrap  -SS \$95 Seat Slider <i>Not Available on Petite & Basic Mechanism</i> -CM \$30 Cylinder Minus Decrease 2" Height -BB \$20 Ballistic Nylon <i>Outer Back Only</i> -SF \$40 1" Seat Foam Add
-CP \$140  Poly C Black	-K \$0  Komfort Waterfall	-CT \$125  Chrome Thunder OB Casters	-OB \$25  Oversize Black	
-A0 \$160  Adjustable Height Angled Design Brushed Accent Bullet Pad Included	-W \$30  Waterfall Diamond Design	-BA \$125  Brushed Aluminum OB Casters	-OC \$35  Oversize Chrome	
-AI \$160  Adjustable Height Adjustable Width Bullet Pad Included			-HF \$25  Hard Floor	
			-GL \$35  Bell Glides	

CONNECT Guest Seating | Black or Silver Frame

Product Features:

- Black frame with black arms standard
- Silver frame optional - add SLV after model
- for example: C-14-SLV (no charge)
- Stacks 4 high



Refer to page 6 for New OCI Sitwell Freight Program.

Model	Description	FABRIC / LEATHER GRADES								
		1 COM	2	3 COL	4	5	6	7	8	L2
C-14-NA	Armless Leg Chair Seat: 20 W x 19 D Back: 19 W x 16 H Seat Height: 18.5 33.25 OV H x 22 OV W COM: 1.5 yds. Ship Weight: 26 lbs.	465	525	590	650	685	725	775	825	NA
C-14-NA-C	Armless Leg Chair with Casters Seat: 20 W x 19 D Back: 19 W x 16 H Seat Height: 18.5 33.25 OV H x 22 OV W COM: 1.5 yds. Ship Weight: 26 lbs.	515	575	640	700	735	775	825	875	NA
C-14	4 Leg Guest Seat: 20 W x 19 D Back: 19 W x 16 H Seat Height: 18.5 33.25 OV H x 25 OV W COM: 1.5 yds. Ship Weight: 26 lbs.	500	560	625	685	720	760	810	860	NA
C-14-C	4 Leg Guest with Casters Seat: 20 W x 19 D Back: 19 W x 16 H Seat Height: 18.5 33.25 OV H x 25 OV W COM: 1.5 yds. Ship Weight: 26 lbs.	550	610	675	735	770	810	860	910	NA
C-14-NA Stool	No Arms Seat: 20 W x 19 D Back: 19 W x 16 H Seat Height: 27.5 42.75 OV H x 22 OV W COM: 1.5 yds. Ship Weight: 26 lbs.	645	705	770	830	865	905	955	1005	NA
C-14 Stool	Stool Seat: 20 W x 19 D Back: 19 W x 16 H Seat Height: 27.5 42.75 OV H x 22 OV W COM: 1.5 yds. Ship Weight: 26 lbs.	680	740	805	865	900	940	990	1040	NA

Refer to terms and conditions for general information regarding fabrics, finishes, warranty, freight, complete condition of sales and more.

Effective Date: 3/15/2021 | ocisitwell.com

CONNECT | Bariatric Seating

Product Features:

- Black frame with black arms standard



Refer to page 6 for New OCI Sitwell Freight Program.

Model	Description	FABRIC / LEATHER GRADES								
		1 COM	2	3 COL	4	5	6	7	8	L2
C-14-500	4 Leg Guest Rated to 500 lbs. Seat: 25 W x 18.5 D Back: 24 W x 16.5 H Seat Height: 19 Fixed 33.25 OV H x 30 OV W COM: 1.5 yds. Ship Weight: 30 lbs.	1025	1135	1215	1300	1400	1475	1575	1675	NA
C-14-NA-500	Armless 4 Leg Guest Rated to 500 lbs. Seat: 25 W x 18.5 D Back: 24 W x 16.5 H Seat Height: 19 Fixed 33.25 OV H x 25 OV W COM: 1.5 yds. Ship Weight: 28 lbs.	985	1095	1175	1260	1360	1435	1535	1635	NA

Optional / Upgrades:

- CRT** Cart, Stacks 6 high - \$300 List
- SG** Ganging Bracket - \$25 per set of 2

CAPACITY 450 | Heavy Duty Seating

Product Features:

- Capacity is rated at 450 lbs.
- Ratchet height back adjustment
- Heavy duty gas cylinder
- Heavy duty seat pan
- Seat Slider included
- Heavy duty base
- Heavy duty tilt lock control
- Heavy duty Casters
- Mechanism functions on page 51



Qualifies for OCISitwell KD Freight Program.
Please refer to page 6 for more information.

Orders fewer than five (5) chairs are subject to a \$65 freight surcharge.

Orders of six (6) or more combined in one shipment are freight free anywhere in the continuous 48 states in the U.S.



Chairs priced below are without Arms.

Model	Description		FABRIC / LEATHER GRADES								
			1 COM	2	3 COL	4	5	6	7	8	L2
C-437-HD	Armless Free Flow Mechanism Seat: 22 W x 20 D Back: 20 W x 26 H Seat Height: 19 - 23 50 OV H x 31 OV W COM: 2 yds. Ship Weight: 56 lbs.		1140	1250	1330	1415	1515	1590	1690	1790	NA

OPTIONAL UPGRADES |





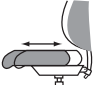











ARM FUNCTION	ARM PAD	BASE	CASTERS	EXTRAS
-A \$130  Adjustable Height Adjustable Width Comfort Pad Included	-B \$0  Bullet Design	-T \$60  Black Thunder OB Casters	-SA \$25  Silver Accent	-MW \$75 1/2" Additional Memory Seat Wrap  -SS \$95 Seat Slider <i>Not Available on Petite & Basic Mechanism</i> -CM \$30 Cylinder Minus Decrease 2" Height -BB \$20 Ballistic Nylon <i>Outer Back Only</i> -SF \$40 1" Seat Foam Add
-CP \$140  Poly C Black	-K \$0  Komfort Waterfall	-CT \$125  Chrome Thunder OB Casters	-OB \$25  Oversize Black	
-A0 \$160  Adjustable Height Angled Design Brushed Accent Bullet Pad Included	-W \$30  Waterfall Diamond Design	-BA \$125  Brushed Aluminum OB Casters	-OC \$35  Oversize Chrome	
-AI \$160  Adjustable Height Adjustable Width Bullet Pad Included			-HF \$25  Hard Floor	
			-GL \$35  Bell Glides	

IMAGE Midback Swivel Tilt | Task/Conference Seating

Product Features:

- Standard seat with high density foam
- Multiple arm options available
- 4 base styles to choose from
- Mechanism functions on page 51



Qualifies for OCISitwell KD Freight Program.
Please refer to page 6 for more information.

Orders fewer than five (5) chairs are subject to a \$65 freight surcharge.





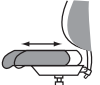












Orders of six (6) or more combined in one shipment are freight free anywhere in the continuous 48 states in the U.S.





Chairs priced below are without Arms.

Model	Description		FABRIC / LEATHER GRADES								
			1 COM	2	3 COL	4	5	6	7	8	L2
I-27-T-OB	Armless Seat: 19 W x 19 D Back: 19 W x 23 H Seat Height: 17 - 20 41 OV H x 27 OV W COM: 1.75 yds. Ship Weight: 38 lbs.		585	660	765	840	940	1020	1085	1185	1335
I-27-AI-B-T-OB	Adjustable Height and Width Arms Seat: 19 W x 19 D Back: 19 W x 23 H Seat Height: 17 - 20 41 OV H x 27 OV W COM: 1.75 yds. Ship Weight: 45 lbs.		760	835	940	1015	1115	1195	1260	1360	1510
I-27-CP-T-OB	Poly C Arm Seat: 19 W x 19 1/4 D Back: 19 W x 23 H Seat Height: 17 - 20 41 OV H x 27 OV W COM: 1.75 yds. Ship Weight: 45 lbs.		710	785	890	965	1065	1145	1210	1310	1460

OPTIONAL UPGRADES |

ARM FUNCTION	ARM PAD	BASE	CASTERS	EXTRAS
-A \$130  Adjustable Height Adjustable Width Comfort Pad Included	-B \$0  Bullet Design	-T \$60  Black Thunder OB Casters	-SA \$25  Silver Accent	-MW \$75 1/2" Additional Memory Seat Wrap  -SS \$95 Seat Slider <i>Not Available on Petite & Basic Mechanism</i> -CM \$30 Cylinder Minus Decrease 2" Height -BB \$20 Ballistic Nylon <i>Outer Back Only</i> -SF \$40 1" Seat Foam Add
-CP \$140  Poly C Black	-K \$0  Komfort Waterfall	-CT \$125  Chrome Thunder OB Casters	-OB \$25  Oversize Black	
-A0 \$160  Adjustable Height Angled Design Brushed Accent Bullet Pad Included	-W \$30  Waterfall Diamond Design	-BA \$125  Brushed Aluminum OB Casters	-OC \$35  Oversize Chrome	
-AI \$160  Adjustable Height Adjustable Width Bullet Pad Included			-HF \$25  Hard Floor	
-L \$200  Polished Loop Black Vinyl Pad No optional arm pad			-GL \$35  Bell Glides	

MECHANISMS

-ST \$145  Synchro Tilting Seat / Back	
-MF \$180  Multifunction Most Ergo Controls	

Refer to terms and conditions for general information regarding fabrics, finishes, warranty, freight, complete condition of sales and more.

Effective Date: 3/15/2021 | ocisitwell.com

IMAGE Highback Swivel Tilt | Task/Conference Seating

Product Features:

- Standard seat with high density foam
- Multiple arm options available
- 4 base styles to choose from
- Mechanism functions on page 51



Qualifies for OCISitwell KD Freight Program.
Please refer to page 6 for more information.

Orders fewer than five (5) chairs are subject to a \$65 freight surcharge.


















Orders of six (6) or more combined in one shipment are freight free anywhere in the continuous 48 states in the U.S.





Chairs priced below are without Arms.

Model	Description		FABRIC / LEATHER GRADES								
			1 COM	2	3 COL	4	5	6	7	8	L2
I-37-T-OB	Armless Seat: 19 W x 19 D Back: 19 W x 26 H Seat Height: 17 - 20 44 OV H x 27 OV W COM: 2 yds. Ship Weight: 42 lbs.		660	770	850	935	1035	1110	1210	1310	1510
I-37-AI-B-T-OB	Adjustable Height and Width Arms Seat: 19 W x 19 D Back: 19 W x 26 H Seat Height: 17 - 20 44 OV H x 27 OV W COM: 2 yds. Ship Weight: 49 lbs.		835	945	1025	1110	1210	1285	1385	1485	1685
I-37-CP-T-OB	Poly C Arm Seat: 19 W x 19 1/4 D Back: 19 W x 26 H Seat Height: 17 - 20 44 OV H x 27 OV W COM: 2 yds. Ship Weight: 49 lbs.		785	895	975	1080	1165	1235	1335	1435	1635

OPTIONAL UPGRADES |

ARM FUNCTION	ARM PAD	BASE	CASTERS	EXTRAS
-A \$130  Adjustable Height Adjustable Width Comfort Pad Included	-B \$0  Bullet Design	-T \$60  Black Thunder OB Casters	-SA \$25  Silver Accent	-MW \$75 1/2" Additional Memory Seat Wrap  -SS \$95 Seat Slider <i>Not Available on Petite & Basic Mechanism</i> -CM \$30 Cylinder Minus Decrease 2" Height -BB \$20 Ballistic Nylon <i>Outer Back Only</i> -SF \$40 1" Seat Foam Add
-CP \$140  Poly C Black	-K \$0  Komfort Waterfall	-CT \$125  Chrome Thunder OB Casters	-OB \$25  Oversize Black	
-AO \$160  Adjustable Height Angled Design Brushed Accent Bullet Pad Included	-W \$30  Waterfall Diamond Design	-BA \$125  Brushed Aluminum OB Casters	-OC \$35  Oversize Chrome	
-AI \$160  Adjustable Height Adjustable Width Bullet Pad Included			-HF \$25  Hard Floor	
-L \$200  Polished Loop Black Vinyl Pad No optional arm pad			-GL \$35  Bell Glides	

MECHANISMS

-ST \$145  Synchro Tilting Seat / Back	
-MF \$180  Multifunction Most Ergo Controls	

Refer to terms and conditions for general information regarding fabrics, finishes, warranty, freight, complete condition of sales and more.

Effective Date: 3/15/2021 | ocisitwell.com

IMAGE Guest Seating | Black or Silver Frame

Product Features:

- Standard seat with high density foam
- Black or Silver frame with black arms standard



Refer to page 6 for New OCI Sitwell Freight Program.

Model	Description	FABRIC / LEATHER GRADES								
		1 COM	2	3 COL	4	5	6	7	8	L2
I-18-NA	Armless Stackable 4 High Seat: 19 W x 17 D Back: 19 W x 17 H Seat Height: 18 Fixed 34.5 OV H x 22 OV W COM: 1.5 yds. Ship Weight: 33 lbs.	620	680	745	805	840	880	940	980	NA
I-18	Black Poly Arm Standard Stackable 4 High Seat: 19 W x 17 D Back: 19 W x 17 H Seat Height: 18 Fixed 34.5 OV H x 25 OV W COM: 1.5 yds. Ship Weight: 35 lbs.	655	715	780	840	875	915	975	1015	NA

ANYWHERE FABRIC | Guest Seating

Product Features:

- Fabric Seat / Back
- Black or Silver Frame
- Black or Silver Arms
- Wall Saver Legs
- With or Without Arms or Casters
- Stacks 5 High



Refer to page 6 for New OCI Sitwell Freight Program.

Model	Description	FABRIC / LEATHER GRADES								
		1 COM	2	3 COL	4	5	6	7	8	L2
A-14-NA	Armless Four Leg Guest Seat: 22 W x 18.25 D Back: 18.25 W x 16.75 H Seat Height: 19 33.25 OV H x 22 OV W COM: 1.25 yds. Ship Weight: 22 lbs.	540	590	655	695	725	775	810	880	NA
A-14-NA-C	Armless Four Leg Guest with Casters Seat: 22 W x 18.25 D Back: 18.25 W x 16.75 H Seat Height: 19 33.25 OV H x 22 OV W COM: 1.25 yds. Ship Weight: 23 lbs.	590	640	705	745	775	825	880	930	NA
A-14	Four Leg Guest Seat: 22 W x 18.25 D Back: 18.25 W x 16.75 H Seat Height: 19 33.25 OV H x 25 OV W COM: 1.25 yds. Ship Weight: 23 lbs.	565	615	680	720	750	800	835	905	NA
A-14-C	Four Leg Guest with Casters Seat: 22 W x 18.25 D Back: 18.25 W x 16.75 H Seat Height: 19 33.25 OV H x 25 OV W COM: 1.25 yds. Ship Weight: 24 lbs.	615	665	730	770	800	850	885	955	NA
A-14-500	Bariatric Guest (Black Frame Only) Seat: 28.5 W x 19 D Back: 28.5 W x 16.75 H Seat Height: 19.75 34.25 OV H x 34 OV W COM: 2 yds. Ship Weight: 42 lbs.	1010	1120	1200	1285	1385	1460	1560	1660	NA

ANYWHERE Poly Back | Guest Seating

Product Features:

- Black Poly Back Standard / Fabric Seat
- Black or Silver Frame
- Black or Silver Arms
- Wall Saver Legs
- With or Without Arms or Casters
- Stacks 6 High



Refer to page 6 for New OCI Sitwell Freight Program.

Model	Description	FABRIC / LEATHER GRADES								
		1 COM	2	3 COL	4	5	6	7	8	L2
A-14-NA-PB	Armless Four Leg Guest Seat: 20 W x 19.5 D Back: 18.25 W x 17 H Seat Height: 19 33.25 OV H x 25 OV W COM: .75 yds. Ship Weight: 21 lbs.	500	550	595	635	670	710	750	815	NA
A-14-NA-PB-C	Armless Four Leg Guest with Casters Seat: 20 W x 19.5 D Back: 18.25 W x 17 H Seat Height: 19 33.25 OV H x 25 OV W COM: .75 yds. Ship Weight: 22 lbs.	525	575	620	660	695	735	776	841	NA
A-14-PB	Four Leg Guest Seat: 20 W x 19.5 D Back: 18.25 W x 17 H Seat Height: 19 33.25 OV H x 25 OV W COM: .75 yds. Ship Weight: 22 lbs.	525	575	620	660	695	735	775	840	NA
A-14-PB-C	Four Leg Guest with Casters Seat: 20 W x 19.5 D Back: 18.25 W x 17 H Seat Height: 19 33.25 OV H x 25 OV W COM: .75 yds. Ship Weight: 23 lbs.	575	625	670	710	745	785	825	890	NA

FINESSE Midback Knee Tilt | Conference Seating

Product Features:

- Deluxe knee tilt control
- Multiple arm options available
- High density foam creates comfort and support all day
- Mechanism functions on page 51



Refer to page 6 for New OCI Sitwell Freight Program.

Model	Description	FABRIC / LEATHER GRADES								
		1 COM	2	3 COL	4	5	6	7	8	L2
F-35	Black Metal Arm with PVC Pads Seat: 20.5 W x 18 D Back: 20.5 W x 20.5 H Seat Height: 17.5 - 21.5 41.5 OV H x 25 OV W COM: 2.5 yds. Ship Weight: 55 lbs.	950	1085	1165	1265	1330	1390	1475	1575	1750
F-25	Cantilever Base Guest Chair Seat: 20.5 W x 18 D Back: 20.5 W x 22 H Seat Height: 18 38 OV H x 25 OV W COM: 2.5 yds. Ship Weight: 55 lbs.	900	1035	1115	1215	1280	1340	1425	1525	1700

Optional / Upgrades

Chrome Thunder Base / OB Casters (CT) - \$125 List

Brushed Aluminum Base / OB Casters (BA) - \$125 List



FINESSE Highback Knee Tilt | Conference Seating

Product Features:

- Deluxe knee tilt control
- Multiple arm options available
- High density foam creates comfort and support all day
- Mechanism functions on page 51



Refer to page 6 for New OCI Sitwell Freight Program.

Model	Description	FABRIC / LEATHER GRADES								
		1 COM	2	3 COL	4	5	6	7	8	L2
F-45	Black Metal Arm with PVC Pads Seat: 20.5 W x 18 D Back: 20.5 W x 27 H Seat Height: 17.5 - 21.5 47 OV H x 25 OV W COM:3 yds. Ship Weight: 60 lbs.	1050	1210	1270	1370	1445	1515	1590	1700	2050
F-25	Cantilever Base Guest Chair Seat: 20.5 W x 18 D Back: 20.5 W x 22 H Seat Height: 18 38 OV H x 25 OV W COM: 2.5 yds. Ship Weight: 55 lbs.	900	1035	1115	1215	1280	1340	1425	1525	1700

Optional / Upgrades

Chrome Thunder Base / OB Casters (CT) - \$125 List



Brushed Aluminum Base / OB Casters (BA) - \$125 List



Evolve | Executive & Conference Seating

Product Features:

- In-stock 48 hour Quick Ship
- Chrome frame with black, white or grey synthetic leather cover
- Chrome arms with removable arm covers
- Chrome 5-leg base standard
- Pneumatic knee-tilt mechanism with lock in upright position only
- Ships KD with assembly required



Qualifies for OCISitwell KD Freight Program. Please refer to page 6 for more information.

Orders fewer than five (5) chairs are subject to a \$65 freight surcharge.





















Orders of six (6) or more combined in one shipment are freight free anywhere in the continuous 48 states in the U.S.

For non KD products please refer to page 6 for New OCI Sitwell Freight Program.



Model	Description		QUICK SHIP
EV-45	Highback Knee Tilt Seat: 19 W x 17.5 D Back: 18.5 W x 26 H Seat Height: 18 - 21.5 43 - 46 OV H x 22 OV W COM: NA. Ship Weight: 50 lbs.		850
EV-35	Midback Knee Tilt Seat: 19 W x 17.5 D Back: 18.5 W x 19 H Seat Height: 18 - 21.5 36 - 39 OV H x 22 OV W COM: NA. Ship Weight: 48 lbs.		825
EV-25	Guest Chair Cantilever Base Seat: 19 W x 17.5 D Back: 18.5 W x 19 H Seat Height: 18.5 36 OV H x 22 OV W COM: NA. Ship Weight: 40 lbs.		745

REPLACEMENT PARTS LIST | Sitwell Next

ARMS (PAIR)	ARM PADS (PAIR)	BASE	CASTERS (EACH)	UPGRADES
-A \$130  Adjustable Height Adjustable Width Comfort Pad Included	-B \$40  Bullet Design	-S \$75  Black Spyder SB Casters	-SB \$15  Standard Black	-SS \$95  Seat Slider <i>Not Available on Basic Mechanism</i>
-CP \$140  Poly C Black	-K \$40  Komfort Waterfall	-T \$75  Black Thunder OB Casters	-SA \$15  Silver Accent	-RC \$65 Replacement Pneumatic Cylinder (Task)
-AO \$160  Adjustable Height Angled Design Brushed Accent Bullet Pad Included	-W \$40  Waterfall Diamond Design	-CT \$175  Chrome Thunder OB Casters	-OB \$20  Oversize Black	-RCS \$85 Replacement Pneumatic Cylinder (Stool)
-AI \$160  Adjustable Height Adjustable Width Bullet Pad Included		-BA \$175  Brushed Aluminum OB Casters	-OC \$20  Oversize Chrome	
-L \$200  Polished Loop Black Vinyl Pad No optional arm pad			-SL \$25  Self Locking	
			-HF \$20  Hard Floor	
			-GL \$20  Bell Glides	

Above costs are all List Price.
Shipping and handling charges will apply on all parts orders.

FABRIC, CARTON & SOFT SEATING PARTS

Fabric/Vinyl/Faux Leather/Genuine Leather

Grade 1 Fabric, Vinyl	\$60/Yard List
Grade 2 Fabric, Vinyl or Faux Leather	\$80/Yard List
Grade 3 Fabric, Vinyl or Faux Leather	\$105/Yard List
Grade 4 Fabric, Vinyl or Faux Leather	\$160/Yard List
Grade 5 Fabric, Vinyl or Faux Leather	\$190/Yard List
Grade 6 Fabric, Vinyl or Faux Leather	\$220/Yard List
Grade 7 Fabric, Vinyl or Faux Leather	\$250/Yard List
Grade 8 Fabric, Vinyl or Faux Leather	\$285/Yard List

Cartons

Task/Ergo Seating (Assembled).	\$15 Net
Wood Reception/Management	\$15 Net
Club Chair	\$20 Net
Love Seat	\$40 Net
Sofa	\$50 Net
Reception Tables and Benches.	\$15 Net

Other Options

Chrome, Brushed Silver, Satin Nickel or Black Legs (Soft Seating)	(Set of 4) \$150 List
Wood Legs (Soft Seating)	(Set of 4) \$175 List
Casters (Soft Seating)	(Set of 2) \$50 List

Shipping and handling charges will apply on all parts orders.



Product Features:

- 12MM Wire Chrome Metal Sled Frame
 - 30” and 24” Stool Option on wood and wire metal frame
 - Metal Sled, 4 leg wood and Self Return bases available
 - Wood legs available in 16 standard OCI finishes on Beech
 - Metal Sled base available in chrome, silver and black finish
 - 2 Upholstery Options: Standard V and 2.25” Channel back
 - Accompanying Occasional Tables also offered.
 - Clear Glides for Sled Base only included.
-
- When combining material of different grades, use the higher grade.
 - When combining materials of the same grade, Two Tone \$60 List.
 - Custom wood finishes available upon request - add \$195.00 Net per color.

Metal Frame Finishes:

- C - Chrome (Standard + \$0 List)
- S - Silver (Optional + \$25 List)
- B - Black (Optional + \$25 List)



Optional / Upgrades		
-CS	Channel Back Stitching	\$65 List



Refer to page 6 for New OCI Sitwell Freight Program.

Ordering Requirements:

- Model Number
- Frame Finish
- Fabric Choice



Refer to page 6 for New OCI Sitwell Freight Program.

Model	Description	FABRIC GRADES								
		1 COM	2	3 COL	4	5	6	7	8	L2
311M 	Guest, Metal Sled Base 24 W x 25.5 D x 30 H Seat: 21 W x 18.5 D Seat Height: 17 COM: 1.5 yds. Ship Weight: 18 lbs.	800	845	900	960	1020	1060	1100	1145	1800
311W 	Guest, Wood 4 Leg 24 W x 25.5 D x 30 H Seat: 21 W x 18.5 D Seat Height: 17 COM: 1.5 yds. Ship Weight: 17 lbs.	890	935	990	1050	1110	1150	1190	1235	1890

- When combining material of different grades, use the higher grade.
When combining materials of the same grade, Two Tone \$60 List.
- Custom wood finishes available upon request - add \$195.00 Net per color.

Metal Frame Finishes:

- C - Chrome (Standard + \$0 List)
- S - Silver (Optional + \$25 List)
- B - Black (Optional + \$25 List)



Optional / Upgrades

-CS Channel Back Stitching \$65 List



ELĒ | Lounge Seating

Ordering Requirements:

- Model Number
- Frame Finish
- Fabric Choice



Refer to page 6 for New OCI Sitwell Freight Program.

Model	Description	FABRIC GRADES								
		1 COM	2	3 COL	4	5	6	7	8	L2
 301M Lounge, Metal Sled Base 26 W x 25.5 D x 30 H Seat: 23 W x 18.5 D Seat Height: 17 COM: 1.75 yds. Ship Weight: 20 lbs.		1025	1090	1175	1225	1325	1400	1450	1525	2025
 302M Lounge, Metal Swivel Base 27.5 W x 27.5 D x 30 H Seat: 23 W x 18.5 D Seat Height: 17 COM: 1.75 yds. Ship Weight: 22 lbs.		1165	1230	1315	1365	1465	1540	1590	1665	2165

- When combining material of different grades, use the higher grade.
When combining materials of the same grade, Two Tone \$60 List.
- Custom wood finishes available upon request - add \$195.00 Net per color.

Metal Frame Finishes:

- C - Chrome (Standard + \$0 List)
- S - Silver (Optional + \$25 List)
- B - Black (Optional + \$25 List)



Optional / Upgrades





-CS Channel Back Stitching \$65 List

Ordering Requirements:

- Model Number
- Frame Finish
- Fabric Choice



Refer to page 6 for New OCI Sitwell Freight Program.

Model	Description	FABRIC GRADES								
		1 COM	2	3 COL	4	5	6	7	8	L2
325M 	Stool 25", Metal Sled Base 17 W x 20.5 D x 32 H Seat: 15.5 W x 14 D Seat Height: 25 COM: 1 yd. Ship Weight: 14 lbs.	810	845	900	955	1005	1040	1080	1110	1810
330M 	Stool 30", Metal Sled Base 17 W x 20.5 D x 37 H Seat: 15.5 W x 14 D Seat Height: 30 COM: 1 yd. Ship Weight: 16 lbs.	875	910	965	1020	1070	1105	1145	1175	1875
325W 	Stool 25", Wood 4 Leg 16.5 W x 20.5 D x 32 H Seat: 15.5 W x 14 D Seat Height: 25 COM: 1 yd. Ship Weight: 16 lbs.	910	945	1000	1055	1105	1140	1180	1210	1910
330W 	Stool 30", Wood 4 Leg 16.5 W x 22.5 D x 37 H Seat: 15.5 W x 14 D Seat Height: 30 COM: 1 yd. Ship Weight: 18 lbs.	975	1010	1065	1120	1170	1205	1245	1275	1975

- When combining material of different grades, use the higher grade.
When combining materials of the same grade, Two Tone \$60 List.
- Custom wood finishes available upon request - add \$195.00 Net per color.

Metal Frame Finishes:

- C - Chrome (Standard + \$0 List)
- S - Silver (Optional + \$25 List)
- B - Black (Optional + \$25 List)



Optional / Upgrades

-CS Channel Back Stitching \$65 List

Refer to terms and conditions for general information regarding fabrics, finishes, warranty, freight, complete condition of sales and more.

Effective Date: 3/15/2021 | ocisitwell.com

2021 price guide

Effective March 15, 2021

Please add 5% Price Surcharge to all List Prices



OCI \ SITWELL

14815 Radburn Avenue • Santa Fe Springs, California 90670
562-802-0464 • customerservice@ocisitwell.com • ocisitwell.com